

Citywide, the land use development anticipated under the Reduced Density Alternative is estimated to generate approximately eight to nine percent fewer net new trips than for the proposed General Plan. As shown, the Reduced Density Alternative would generate a projected total of approximately 41,600 daily trips. In general, the land use reduction resulted in a 15 to 20 percent reduction in net new vehicle trips generated within each of the four specified TAZs.

## **TRAFFIC IMPLICATIONS OF ALTERNATIVES**

### ***1992 General Plan Buildout Alternative***

As discussed in Chapter 4, 16 of the 43 study segments are projected to operate below LOS C with development anticipated under the proposed General Plan after implementation of the recommended roadway improvements. As discussed above, the land use development under the 1992 General Plan Buildout alternative would generate over twice as many net new trips citywide as the proposed General Plan. It can reasonably be expected, therefore, that development pursuant to the 1992 General Plan Buildout alternative would result in a substantial increase in the number of roadway segments projected to operate at LOS D or worse and add additional trips to segments already projected to operate at or near capacity.

### ***Reduced Density Alternative***

With the reduced land use intensities in TAZs 6, 8, 10 and 12 relative to the proposed General Plan scenario, the projected traffic volumes on Canwood Street and Agoura Road would be reduced. The following five segments were projected to operate at LOS D or worse under proposed General Plan conditions in the PM peak period but are likely to operate at LOS C or better under the Reduced Density Alternative:

- 26. Agoura Road east of Kanan Road (PM peak hour)
- 29. Agoura Road east of Cornell Road (PM peak hour)
- 34. Dorothy Drive between Lewis Road & US-101 SB ramps (PM peak hour)
- 36. Agoura Road west of Chesebro Road (PM peak hour)

The total number of roadway segments projected to operate below LOS C under the Reduced Density Alternative is 12; four less than the 16 locations projected under the proposed General Plan.

## 7. SUMMARY AND CONCLUSIONS

This report presents an analysis of the potential traffic impacts of the City of Agoura Hills General Plan update. This traffic impact analysis is also in support of the effort to update the Mobility Section of the Agoura Hills General Plan (1992). The following summarizes the results of this analysis:

- The horizon year of the proposed General Plan is 2035.
- Forty-three street segments and five freeway segments were selected for analysis.
- LOS C indicates stable flow on roadway segments. Thirty-two of the 43 analyzed street segments operate at LOS C or better under existing conditions; the remaining 11 locations operate below LOS C.
- Analysis of projected year 2035 future base conditions indicates that 13 of the 43 street segments would operate below LOS C.
- With the addition of trips expected to be generated by land use growth anticipated under the proposed General Plan traffic, 21 of the 43 locations are projected to operate at less than LOS C.
- Eight roadway improvements are identified as part of the proposed General Plan. After incorporating these improvements, 16 locations are projected to operate at LOS D or below.
- These 16 locations are not easily improved either due to physical constraints or quality of life goals. This may require adopting a modified minimum operating standard at these locations.
- Analysis of the five freeway segments in the City indicates that all locations operate at LOS D during at least one peak period under existing conditions. The future base analysis indicates that all segments are projected to operate at LOS D or E during both peak hours. The addition of the proposed General Plan traffic indicates that all segments are projected to operate at LOS E during at least one peak period. This meets the CMP's minimum acceptable LOS criteria for operations on the regional freeway system.
- Analysis of the Reduced Density Alternative indicates that 12 of the 43 street segments would operate below LOS C under the proposed alternative. This is four locations less than the proposed General Plan.
- Development under the 1992 General Plan Buildout Alternative would generate more than twice as many net new trips citywide as under the proposed General Plan and would impact substantially more street segments.

## REFERENCES

*2004 Congestion Management Program for Los Angeles County*, Los Angeles County Metropolitan Transportation Authority, 2004.

*Agoura Hills General Plan Circulation Analysis*, Austin-Foust Associates, 1992.

*Agoura Village Specific Plan EIR*, City of Agoura Hills, 2008.

Florida Department of Transportation Research, 2002.

*Highway Capacity Manual*, Transportation Research Board, 2000.

*Trip Generation, 8<sup>th</sup> Edition*, Institute of Transportation Engineers, 2008.

*Trip Generation Handbook, 2<sup>nd</sup> Edition*, Institute of Transportation Engineers, 2004.

**APPENDIX A:  
TRAFFIC COUNTS**

Prepared by NDS/ATD

Volumes for: Tuesday, February 10, 2009 City: Agoura Hills Project #: 09-5034-001  
**Location:** Lake Lindero Rd N/o Thousand Oaks Blvd

AM Period	NB	SB	EB	WB	PM Period	NB	SB	EB	WB		
00:00	1	2			12:00	36	24				
00:15	3	1			12:15	14	12				
00:30	1	0			12:30	26	32				
00:45	1	6	1	4	10	12:45	26	102	20	88	190
01:00	0	0			13:00	23	25				
01:15	2	1			13:15	28	20				
01:30	2	0			13:30	21	28				
01:45	2	6	0	1	7	13:45	38	110	16	89	199
02:00	0	0			14:00	36	20				
02:15	1	1			14:15	32	36				
02:30	0	1			14:30	37	27				
02:45	1	2	0	2	4	14:45	39	144	33	116	260
03:00	1	1			15:00	88	34				
03:15	3	1			15:15	49	83				
03:30	0	1			15:30	50	39				
03:45	0	4	1	4	8	15:45	65	252	69	225	477
04:00	1	0			16:00	41	53				
04:15	0	0			16:15	40	28				
04:30	0	2			16:30	32	27				
04:45	1	2	1	3	5	16:45	30	143	31	139	282
05:00	0	2			17:00	42	24				
05:15	2	2			17:15	32	56				
05:30	1	4			17:30	50	45				
05:45	1	4	3	11	15	17:45	39	163	32	157	320
06:00	2	7			18:00	30	22				
06:15	4	6			18:15	24	18				
06:30	4	7			18:30	30	25				
06:45	8	18	14	34	52	18:45	16	100	15	80	180
07:00	7	16			19:00	25	19				
07:15	10	18			19:15	19	13				
07:30	18	26			19:30	21	12				
07:45	60	95	57	117	212	19:45	16	81	11	55	136
08:00	41	70			20:00	16	10				
08:15	39	65			20:15	15	8				
08:30	83	96			20:30	20	8				
08:45	73	236	130	361	597	20:45	13	64	12	38	102
09:00	22	36			21:00	13	11				
09:15	13	27			21:15	14	1				
09:30	9	24			21:30	13	10				
09:45	10	54	23	110	164	21:45	21	61	7	29	90
10:00	12	18			22:00	7	2				
10:15	14	29			22:15	8	3				
10:30	22	18			22:30	2	3				
10:45	20	68	25	90	158	22:45	11	28	3	11	39
11:00	22	27			23:00	3	3				
11:15	7	21			23:15	2	4				
11:30	26	25			23:30	4	1				
11:45	23	78	16	89	167	23:45	0	9	2	10	19

**Total Vol.** 573 826 **1399** 1257 1037 **2294**

**Daily Totals**

NB	SB	EB	WB
1830	1863	Combined	
<b>3693</b>			

Split %	AM				PM			
	41.0%	59.0%	37.9%		54.8%	45.2%	62.1%	
<b>Peak Hour</b>	08:00	08:00	06:30	06:30	<b>08:00</b>	15:30	15:30	<b>15:30</b>
<b>Volume</b>	236	361	<b>597</b>		196	189	<b>385</b>	
<b>P.H.F.</b>	0.71	0.69	<b>0.74</b>		0.75	0.68	<b>0.72</b>	

Prepared by NDS/ATD

Volumes for: Tuesday, February 10, 2009 City: Agoura Hills Project #: 09-5034-002  
**Location:** Thousand Oaks Blvd W/o Lake Lindero Rd

AM Period	NB	SB	EB	WB	PM Period	NB	SB	EB	WB				
00:00			8	5	12:00			162	132				
00:15			6	9	12:15			151	134				
00:30			5	5	12:30			178	171				
00:45			2	21	3	22	43	12:45	188	679	160	597	1276
01:00			2	1	13:00			222	141				
01:15			6	2	13:15			191	128				
01:30			5	1	13:30			155	139				
01:45			5	18	0	4	22	13:45	152	720	115	523	1243
02:00			2	3	14:00			159	117				
02:15			4	2	14:15			154	114				
02:30			3	1	14:30			156	109				
02:45			2	11	2	8	19	14:45	159	628	141	481	1109
03:00			1	0	15:00			199	155				
03:15			4	1	15:15			166	230				
03:30			4	0	15:30			182	166				
03:45			0	9	8	9	18	15:45	207	754	184	735	1489
04:00			6	5	16:00			177	168				
04:15			4	6	16:15			193	154				
04:30			3	4	16:30			169	158				
04:45			4	17	5	20	37	16:45	185	724	181	661	1385
05:00			4	11	17:00			237	134				
05:15			6	8	17:15			220	179				
05:30			5	5	17:30			215	186				
05:45			8	23	12	36	59	17:45	195	867	159	658	1525
06:00			21	16	18:00			174	156				
06:15			18	14	18:15			188	99				
06:30			18	38	18:30			161	119				
06:45			31	88	47	115	203	18:45	131	654	125	499	1153
07:00			48	53	19:00			153	108				
07:15			44	70	19:15			127	89				
07:30			59	89	19:30			105	88				
07:45			100	251	120	332	583	19:45	99	484	56	341	825
08:00			113	147	20:00			102	59				
08:15			96	162	20:15			100	48				
08:30			112	192	20:30			81	48				
08:45			101	422	182	683	1105	20:45	68	351	42	197	548
09:00			86	97	21:00			68	31				
09:15			65	89	21:15			45	40				
09:30			66	100	21:30			36	38				
09:45			73	290	90	376	666	21:45	47	196	25	134	330
10:00			75	98	22:00			26	24				
10:15			84	114	22:15			25	15				
10:30			84	102	22:30			22	17				
10:45			96	339	91	405	744	22:45	18	91	6	62	153
11:00			118	112	23:00			21	13				
11:15			101	116	23:15			17	9				
11:30			133	124	23:30			8	6				
11:45			123	475	111	463	938	23:45	3	49	10	38	87

**Total Vol.** 1964 2473 **4437** 6197 4926 **11123**

**Daily Totals**

NB	SB	EB	WB
		8161	7399
<b>15560</b>			

Split %	AM			PM				
	44.3%	55.7%	28.5%	55.7%	44.3%	71.5%		
<b>Peak Hour</b>	06:30	06:30	08:00	08:00	08:00	17:00	16:45	16:45
<b>Volume</b>			422	683	1105	867	680	1537
<b>P.H.F.</b>			0.93	0.89	0.91	0.91	0.82	0.96

Prepared by NDS/ATD

Volumes for: Tuesday, February 10, 2009 City: Agoura Hills Project #: 09-5034-003  
**Location:** Lake Lindero Rd S/o Thousand Oaks Blvd

AM Period	NB	SB	EB	WB	PM Period	NB	SB	EB	WB		
00:00	1	1			12:00	37	23				
00:15	2	2			12:15	33	35				
00:30	4	2			12:30	40	32				
00:45	0	7	2	7	14	12:45	25	135	34	124	259
01:00	0	0			13:00	35	31				
01:15	0	1			13:15	26	35				
01:30	0	1			13:30	33	22				
01:45	0	0	0	2	2	13:45	27	121	20	108	229
02:00	0	0			14:00	31	27				
02:15	1	0			14:15	34	38				
02:30	1	1			14:30	28	21				
02:45	0	2	0	1	3	14:45	21	114	28	114	228
03:00	0	0			15:00	29	33				
03:15	3	2			15:15	43	49				
03:30	1	1			15:30	35	38				
03:45	1	5	0	3	8	15:45	39	146	43	163	309
04:00	1	0			16:00	30	30				
04:15	3	0			16:15	47	34				
04:30	1	0			16:30	32	22				
04:45	5	10	0	0	10	16:45	35	144	30	116	260
05:00	1	1			17:00	29	37				
05:15	2	1			17:15	37	27				
05:30	3	2			17:30	28	48				
05:45	15	21	3	7	28	17:45	39	133	34	146	279
06:00	7	1			18:00	45	32				
06:15	3	0			18:15	31	46				
06:30	10	2			18:30	34	34				
06:45	13	33	7	10	43	18:45	25	135	30	142	277
07:00	12	13			19:00	24	28				
07:15	12	5			19:15	19	20				
07:30	23	10			19:30	25	18				
07:45	77	124	21	49	173	19:45	15	83	16	82	165
08:00	41	30			20:00	12	24				
08:15	32	23			20:15	9	27				
08:30	45	33			20:30	11	13				
08:45	41	159	24	110	269	20:45	5	37	24	88	125
09:00	28	19			21:00	13	24				
09:15	28	15			21:15	13	7				
09:30	24	12			21:30	6	14				
09:45	29	109	15	61	170	21:45	18	50	11	56	106
10:00	22	8			22:00	7	6				
10:15	15	13			22:15	11	5				
10:30	16	9			22:30	8	3				
10:45	15	68	23	53	121	22:45	1	27	3	17	44
11:00	22	21			23:00	0	2				
11:15	15	29			23:15	2	6				
11:30	35	20			23:30	5	1				
11:45	23	95	15	85	180	23:45	1	8	2	11	19
<b>Total Vol.</b>	<b>633</b>	<b>388</b>			<b>1021</b>		<b>1133</b>	<b>1167</b>			<b>2300</b>

**Daily Totals**

NB	SB	EB	WB
1766	1555	Combined	
<b>3321</b>			

Split %	AM				PM			
	62.0%	38.0%	30.7%		49.3%	50.7%	69.3%	
<b>Peak Hour</b>	07:45	08:00	06:30	06:30	07:45	15:30	17:30	17:30
<b>Volume</b>	195	110	302		151	160	303	
<b>P.H.F.</b>	0.63	0.83	0.77		0.80	0.83	0.98	

Prepared by NDS/ATD

Volumes for: Tuesday, February 10, 2009 City: Agoura Hills Project #: 09-5034-004  
**Location:** Reyes Adobe Rd N/o Thousand Oaks Blvd

AM Period	NB	SB	EB	WB	PM Period	NB	SB	EB	WB
00:00	2	0			12:00	29	55		
00:15	4	3			12:15	35	68		
00:30	4	6			12:30	59	43		
00:45	0	10	4	13	12:45	48	171	33	199
01:00	4	2			13:00	58	42		
01:15	2	2			13:15	25	43		
01:30	2	0			13:30	31	12		
01:45	1	9	1	5	13:45	44	158	29	126
02:00	4	0			14:00	60	49		
02:15	0	0			14:15	56	94		
02:30	1	0			14:30	61	43		
02:45	2	7	0	0	14:45	77	254	57	243
03:00	2	2			15:00	170	86		
03:15	0	0			15:15	130	163		
03:30	1	3			15:30	60	82		
03:45	0	3	0	5	15:45	49	409	68	399
04:00	0	3			16:00	65	69		
04:15	0	3			16:15	62	59		
04:30	0	4			16:30	51	43		
04:45	1	1	3	13	16:45	51	229	82	253
05:00	1	8			17:00	57	41		
05:15	1	10			17:15	55	68		
05:30	7	22			17:30	52	58		
05:45	3	12	19	59	17:45	47	211	59	226
06:00	0	13			18:00	58	35		
06:15	3	20			18:15	65	50		
06:30	2	20			18:30	60	54		
06:45	9	14	45	98	18:45	38	221	52	191
07:00	9	34			19:00	36	42		
07:15	17	35			19:15	44	30		
07:30	37	42			19:30	37	38		
07:45	109	172	101	212	19:45	35	152	27	137
08:00	80	148			20:00	26	24		
08:15	91	112			20:15	31	24		
08:30	169	185			20:30	38	27		
08:45	136	476	191	636	20:45	32	127	31	106
09:00	37	56			21:00	27	18		
09:15	14	49			21:15	39	15		
09:30	20	34			21:30	37	10		
09:45	23	94	44	183	21:45	27	130	11	54
10:00	31	33			22:00	22	10		
10:15	35	57			22:15	14	8		
10:30	29	32			22:30	21	7		
10:45	28	123	34	156	22:45	17	74	6	31
11:00	27	35			23:00	15	7		
11:15	33	19			23:15	4	2		
11:30	31	51			23:30	5	0		
11:45	29	120	54	159	23:45	2	26	2	11
<b>Total Vol.</b>	1041	1539			<b>2580</b>		2162	1976	<b>4138</b>

**Daily Totals**

NB	SB	EB	WB
3203	3515	Combined	
<b>6718</b>			

Split %	AM				PM			
	40.3%	59.7%	38.4%		52.2%	47.8%	61.6%	
<b>Peak Hour</b>	08:00	08:00	06:30	06:30	<b>08:00</b>	15:30	15:30	<b>15:30</b>
<b>Volume</b>	476	636	<b>1112</b>		236	278	<b>514</b>	
<b>P.H.F.</b>	0.70	0.83	<b>0.79</b>		0.91	0.85	<b>0.90</b>	



Prepared by NDS/ATD

Volumes for: Tuesday, February 10, 2009 City: Agoura Hills Project #: 09-5034-005  
**Location:** Thousand Oaks Blvd W/o Reyes Adobe Rd

AM Period	NB	SB	EB	WB	PM Period	NB	SB	EB	WB				
00:00			7	3	12:00			120	99				
00:15			4	5	12:15			118	115				
00:30			3	4	12:30			148	158				
00:45			0	14	1	13	27	12:45	155	541	126	498	1039
01:00			3	2	13:00			183	111				
01:15			3	1	13:15			152	106				
01:30			2	1	13:30			127	92				
01:45			3	11	0	4	15	13:45	120	582	97	406	988
02:00			0	2	14:00			130	86				
02:15			2	0	14:15			118	96				
02:30			5	0	14:30			146	87				
02:45			1	8	2	4	12	14:45	131	525	123	392	917
03:00			1	0	15:00			136	147				
03:15			1	1	15:15			188	198				
03:30			3	0	15:30			156	146				
03:45			0	5	5	6	11	15:45	138	618	129	620	1238
04:00			2	3	16:00			155	130				
04:15			4	4	16:15			146	113				
04:30			2	1	16:30			143	127				
04:45			5	13	2	10	23	16:45	138	582	145	515	1097
05:00			2	6	17:00			190	109				
05:15			5	6	17:15			193	127				
05:30			6	2	17:30			152	126				
05:45			9	22	8	22	44	17:45	158	693	118	480	1173
06:00			16	8	18:00			141	125				
06:15			20	12	18:15			142	104				
06:30			16	27	18:30			146	85				
06:45			28	80	38	85	165	18:45	104	533	99	413	946
07:00			33	41	19:00			126	89				
07:15			41	57	19:15			101	74				
07:30			48	59	19:30			91	71				
07:45			78	200	78	235	435	19:45	81	399	48	282	681
08:00			90	106	20:00			78	48				
08:15			93	128	20:15			68	48				
08:30			75	154	20:30			71	41				
08:45			92	350	104	492	842	20:45	50	267	44	181	448
09:00			72	63	21:00			54	28				
09:15			63	73	21:15			42	40				
09:30			54	72	21:30			22	35				
09:45			92	281	77	285	566	21:45	38	156	20	123	279
10:00			76	84	22:00			23	21				
10:15			62	90	22:15			19	14				
10:30			68	71	22:30			28	13				
10:45			81	287	90	335	622	22:45	12	82	11	59	141
11:00			99	85	23:00			16	12				
11:15			88	82	23:15			16	9				
11:30			97	102	23:30			5	2				
11:45			110	394	93	362	756	23:45	0	37	8	31	68

**Total Vol.** 1665 1853 **3518** 5015 4000 **9015**

**Daily Totals**

NB	SB	EB	WB
		6680	5853
<b>Combined</b>		<b>12533</b>	

Split %	AM			PM				
	47.3%	52.7%	28.1%	55.6%	44.4%	71.9%		
<b>Peak Hour</b>	06:30	06:30	08:00	08:00	<b>08:00</b>	17:00	15:30	<b>16:45</b>
<b>Volume</b>			350	492	<b>842</b>	693	518	<b>1180</b>
<b>P.H.F.</b>			0.94	0.80	<b>0.92</b>	0.90	0.88	<b>0.92</b>

Prepared by NDS/ATD

Volumes for: Tuesday, February 10, 2009 City: Agoura Hills Project #: 09-5034-006  
**Location:** Thousand Oaks Blvd E/o Reyes Adobe Rd

AM Period	NB	SB	EB	WB	PM Period	NB	SB	EB	WB			
00:00			4	2	12:00			135	105			
00:15			2	1	12:15			127	110			
00:30			8	4	12:30			127	195			
00:45			4	18	2	9	27	138	527	148	558	1085
01:00			6	3	13:00			173	128			
01:15			4	0	13:15			159	124			
01:30			2	2	13:30			119	133			
01:45			3	15	1	6	21	95	546	116	501	1047
02:00			0	1	14:00			124	95			
02:15			2	0	14:15			134	110			
02:30			7	1	14:30			159	120			
02:45			1	10	3	5	15	161	578	171	496	1074
03:00			2	0	15:00			153	266			
03:15			1	1	15:15			200	256			
03:30			4	0	15:30			179	161			
03:45			1	8	5	6	14	156	688	155	838	1526
04:00			0	4	16:00			173	142			
04:15			2	1	16:15			161	141			
04:30			3	4	16:30			152	146			
04:45			3	8	4	13	21	155	641	149	578	1219
05:00			2	6	17:00			200	124			
05:15			5	9	17:15			200	118			
05:30			11	18	17:30			167	138			
05:45			5	23	14	47	70	178	745	129	509	1254
06:00			16	18	18:00			166	124			
06:15			11	24	18:15			151	120			
06:30			13	40	18:30			172	92			
06:45			46	86	56	138	224	122	611	92	428	1039
07:00			38	72	19:00			142	93			
07:15			31	90	19:15			105	92			
07:30			50	114	19:30			100	79			
07:45			115	234	169	445	679	90	437	67	331	768
08:00			142	215	20:00			91	52			
08:15			135	268	20:15			83	61			
08:30			97	288	20:30			82	50			
08:45			150	524	184	955	1479	71	327	42	205	532
09:00			76	107	21:00			63	25			
09:15			58	99	21:15			44	59			
09:30			60	100	21:30			29	52			
09:45			110	304	104	410	714	44	180	25	161	341
10:00			81	103	22:00			26	24			
10:15			91	119	22:15			22	16			
10:30			70	91	22:30			26	17			
10:45			86	328	120	433	761	16	90	9	66	156
11:00			97	95	23:00			22	12			
11:15			79	110	23:15			11	10			
11:30			103	107	23:30			5	9			
11:45			108	387	111	423	810	1	39	7	38	77

**Total Vol.** 1945 2890 **4835** 5409 4709 **10118**

**Daily Totals**

NB	SB	EB	WB
		7354	7599
<b>14953</b>			

Split %	AM			PM				
	40.2%	59.8%	32.3%	53.5%	46.5%	67.7%		
<b>Peak Hour</b>	06:30	06:30	08:00	08:00	08:00	17:00	15:30	15:30
<b>Volume</b>		524	955	1479		745	599	1268
<b>P.H.F.</b>		0.87	0.83	0.92		0.93	0.91	0.93

Prepared by NDS/ATD

Volumes for: Tuesday, February 10, 2009 City: Agoura Hills Project #: 09-5034-007  
**Location:** Reyes Adobe Rd S/o Thousand Oaks Blvd

AM Period	NB	SB	EB	WB	PM Period	NB	SB	EB	WB
00:00	4	6			12:00	71	85		
00:15	5	1			12:15	68	78		
00:30	8	3			12:30	76	114		
00:45	3	20	2	12	12:45	74	289	97	374
01:00	7	3			13:00	92	102		
01:15	5	5			13:15	77	114		
01:30	3	2			13:30	67	99		
01:45	1	16	2	12	13:45	68	304	95	410
02:00	4	0			14:00	87	88		
02:15	1	2			14:15	77	106		
02:30	5	3			14:30	93	99		
02:45	1	11	0	5	14:45	94	351	98	391
03:00	2	0			15:00	130	140		
03:15	0	0			15:15	91	172		
03:30	3	3			15:30	90	116		
03:45	1	6	0	3	15:45	96	407	118	546
04:00	1	6			16:00	117	112		
04:15	1	5			16:15	97	100		
04:30	2	10			16:30	103	109		
04:45	3	7	11	32	16:45	98	415	107	428
05:00	3	11			17:00	114	111		
05:15	0	14			17:15	96	101		
05:30	2	23			17:30	102	98		
05:45	5	10	29	77	17:45	93	405	98	408
06:00	6	30			18:00	132	88		
06:15	9	49			18:15	116	105		
06:30	9	46			18:30	108	81		
06:45	26	50	59	184	18:45	75	431	60	334
07:00	26	81			19:00	86	79		
07:15	36	101			19:15	71	75		
07:30	50	109			19:30	59	56		
07:45	110	222	160	451	19:45	59	275	55	265
08:00	85	207			20:00	58	50		
08:15	80	186			20:15	49	38		
08:30	94	208			20:30	46	35		
08:45	88	347	160	761	20:45	56	209	27	150
09:00	55	115			21:00	40	22		
09:15	36	107			21:15	41	38		
09:30	44	82			21:30	40	22		
09:45	55	190	91	395	21:45	46	167	27	109
10:00	54	73			22:00	29	16		
10:15	62	78			22:15	21	13		
10:30	53	78			22:30	21	15		
10:45	43	212	74	303	22:45	20	91	4	48
11:00	49	67			23:00	25	12		
11:15	49	80			23:15	7	10		
11:30	64	78			23:30	3	5		
11:45	52	214	91	316	23:45	2	37	0	27
<b>Total Vol.</b>	1305	2551			<b>3856</b>		3381	3490	<b>6871</b>

**Daily Totals**

NB	SB	EB	WB
4686	6041	Combined	
<b>10727</b>			

Split %	AM				PM			
	33.8%	66.2%	35.9%		49.2%	50.8%	64.1%	
<b>Peak Hour</b>	07:45	07:45	06:30	06:30	<b>07:45</b>	17:30	15:30	<b>15:45</b>
<b>Volume</b>	369	761	<b>1130</b>		443	446	<b>852</b>	
<b>P.H.F.</b>	0.84	0.91	<b>0.94</b>		0.84	0.94	<b>0.93</b>	

Prepared by NDS/ATD

Volumes for: Tuesday, February 10, 2009 City: Agoura Hills Project #: 09-5034-008  
**Location:** Kanan Rd S/o Fountainwood St

AM Period	NB	SB	EB	WB	PM Period	NB	SB	EB	WB	
00:00	21	9			12:00	142	152			
00:15	17	8			12:15	138	149			
00:30	12	4			12:30	164	147			
00:45	7	57	5	26	83	12:45	150	594	163 611	1205
01:00	10	3			13:00	163	162			
01:15	10	4			13:15	149	138			
01:30	10	3			13:30	141	161			
01:45	5	35	3	13	48	13:45	127	580	165 626	1206
02:00	6	1			14:00	175	134			
02:15	4	0			14:15	222	139			
02:30	4	3			14:30	193	197			
02:45	4	18	4	8	26	14:45	201	791	248 718	1509
03:00	5	4			15:00	205	276			
03:15	2	3			15:15	205	197			
03:30	2	3			15:30	215	223			
03:45	3	12	4	14	26	15:45	225	850	196 892	1742
04:00	3	2			16:00	241	168			
04:15	1	12			16:15	223	166			
04:30	4	23			16:30	235	159			
04:45	3	11	19	56	67	16:45	222	921	161 654	1575
05:00	7	39			17:00	277	175			
05:15	1	51			17:15	293	166			
05:30	13	78			17:30	324	174			
05:45	18	39	82	250	289	17:45	280	1174	199 714	1888
06:00	10	120			18:00	286	137			
06:15	17	121			18:15	326	133			
06:30	25	178			18:30	254	158			
06:45	31	83	188	607	690	18:45	272	1138	129 557	1695
07:00	70	198			19:00	265	132			
07:15	56	247			19:15	227	133			
07:30	79	269			19:30	190	109			
07:45	129	334	300	1014	1348	19:45	166	848	100 474	1322
08:00	175	342			20:00	168	87			
08:15	135	351			20:15	172	65			
08:30	107	239			20:30	150	70			
08:45	98	515	213	1145	1660	20:45	169	659	75 297	956
09:00	96	217			21:00	108	64			
09:15	94	174			21:15	137	55			
09:30	76	204			21:30	104	46			
09:45	91	357	155	750	1107	21:45	79	428	32 197	625
10:00	102	165			22:00	73	42			
10:15	101	163			22:15	55	29			
10:30	100	155			22:30	55	28			
10:45	94	397	153	636	1033	22:45	46	229	18 117	346
11:00	111	147			23:00	35	14			
11:15	112	168			23:15	33	9			
11:30	102	158			23:30	34	13			
11:45	130	455	120	593	1048	23:45	17	119	7 43	162

**Total Vol.** 2313 5112 **7425** 8331 5900 **14231**

**Daily Totals**

NB	SB	EB	WB
10644	11012	Combined	
<b>21656</b>			

Split %	AM				PM			
	31.2%	68.8%	34.3%		58.5%	41.5%	65.7%	
<b>Peak Hour</b>	07:45	07:30	06:30	06:30	<b>07:30</b>	17:30	15:30	<b>17:00</b>
<b>Volume</b>	546	1262	<b>1780</b>		1216	753	<b>1888</b>	
<b>P.H.F.</b>	0.78	0.90	<b>0.86</b>		0.93	0.84	<b>0.95</b>	

Prepared by NDS/ATD

Volumes for: Tuesday, February 03, 2009 City: Agoura Hills Project #: 09-5034-009  
**Location:** Kanan Rd N/o Thousand Oaks Blvd

AM Period	NB	SB	EB	WB	PM Period	NB	SB	EB	WB		
00:00	17	10			12:00	191	220				
00:15	16	12			12:15	178	239				
00:30	16	7			12:30	185	211				
00:45	19	68	6	35	103	12:45	180	734	239	909	1643
01:00	9	5			13:00	209	262				
01:15	4	6			13:15	205	228				
01:30	6	2			13:30	165	252				
01:45	4	23	8	21	44	13:45	174	753	225	967	1720
02:00	6	2			14:00	215	204				
02:15	1	4			14:15	228	241				
02:30	5	1			14:30	277	297				
02:45	2	14	5	12	26	14:45	276	996	328	1070	2066
03:00	5	5			15:00	283	379				
03:15	4	3			15:15	270	307				
03:30	1	4			15:30	305	287				
03:45	2	12	8	20	32	15:45	298	1156	261	1234	2390
04:00	3	8			16:00	320	252				
04:15	5	19			16:15	261	222				
04:30	2	19			16:30	275	248				
04:45	4	14	30	76	90	16:45	323	1179	234	956	2135
05:00	2	52			17:00	329	246				
05:15	4	64			17:15	385	268				
05:30	21	58			17:30	360	281				
05:45	14	41	112	286	327	17:45	375	1449	253	1048	2497
06:00	15	153			18:00	341	238				
06:15	23	164			18:15	370	191				
06:30	42	233			18:30	316	205				
06:45	69	149	251	801	950	18:45	353	1380	203	837	2217
07:00	85	275			19:00	309	186				
07:15	72	330			19:15	285	193				
07:30	147	302			19:30	227	138				
07:45	236	540	372	1279	1819	19:45	235	1056	124	641	1697
08:00	379	354			20:00	213	134				
08:15	216	335			20:15	201	118				
08:30	175	386			20:30	155	116				
08:45	170	940	301	1376	2316	20:45	169	738	124	492	1230
09:00	121	277			21:00	140	84				
09:15	157	239			21:15	114	95				
09:30	144	228			21:30	113	63				
09:45	144	566	226	970	1536	21:45	118	485	59	301	786
10:00	137	245			22:00	85	62				
10:15	134	234			22:15	71	36				
10:30	155	210			22:30	51	25				
10:45	156	582	202	891	1473	22:45	41	248	25	148	396
11:00	140	204			23:00	42	22				
11:15	144	212			23:15	43	18				
11:30	162	207			23:30	37	25				
11:45	153	599	230	853	1452	23:45	27	149	15	80	229

**Total Vol.** 3548 6620 **10168** 10323 8683 **19006**

**Daily Totals**

NB	SB	EB	WB
13871	15303	Combined	
<b>29174</b>			

Split %	AM				PM			
	34.9%	65.1%	34.9%		54.3%	45.7%	65.1%	
Peak Hour	07:45	07:45	06:30	06:30	07:45	17:15	17:00	17:15
Volume	1006	1447	2453		1461	1048	2501	
P.H.F.	0.66	0.94	0.84		0.95	0.93	0.96	

Prepared by NDS/ATD

Volumes for: Tuesday, February 03, 2009 City: Agoura Hills Project #: 09-5034-010  
**Location:** Thousand Oaks Blvd W/o Kanan Rd

AM Period	NB	SB	EB	WB	PM Period	NB	SB	EB	WB			
00:00			1	4	12:00			123	89			
00:15			0	4	12:15			99	130			
00:30			1	4	12:30			123	210			
00:45			3	5	1	13	18	121	466	126	555	1021
01:00			1	3	13:00			198	121			
01:15			1	2	13:15			148	121			
01:30			1	6	13:30			100	100			
01:45			2	5	1	12	17	114	560	95	437	997
02:00			1	1	14:00			105	86			
02:15			0	2	14:15			113	107			
02:30			1	1	14:30			147	114			
02:45			0	2	0	4	6	166	531	143	450	981
03:00			0	0	15:00			158	259			
03:15			3	1	15:15			184	248			
03:30			0	1	15:30			160	124			
03:45			1	4	4	6	10	143	645	135	766	1411
04:00			1	3	16:00			135	128			
04:15			0	4	16:15			127	154			
04:30			1	2	16:30			132	136			
04:45			5	7	4	13	20	148	542	124	542	1084
05:00			2	2	17:00			162	141			
05:15			2	4	17:15			164	132			
05:30			5	3	17:30			154	162			
05:45			6	15	5	14	29	145	625	145	580	1205
06:00			23	8	18:00			138	144			
06:15			35	19	18:15			133	122			
06:30			49	29	18:30			112	112			
06:45			79	186	49	105	291	128	511	110	488	999
07:00			55	42	19:00			95	116			
07:15			44	48	19:15			80	76			
07:30			70	54	19:30			80	94			
07:45			153	322	109	253	575	73	328	84	370	698
08:00			205	124	20:00			82	95			
08:15			215	199	20:15			70	61			
08:30			112	217	20:30			55	74			
08:45			117	649	103	643	1292	40	247	68	298	545
09:00			85	82	21:00			31	48			
09:15			72	66	21:15			19	43			
09:30			93	63	21:30			26	46			
09:45			91	341	69	280	621	20	96	22	159	255
10:00			70	61	22:00			14	27			
10:15			72	92	22:15			12	18			
10:30			99	84	22:30			6	13			
10:45			85	326	79	316	642	4	36	18	76	112
11:00			95	72	23:00			1	11			
11:15			78	74	23:15			7	1			
11:30			99	81	23:30			5	6			
11:45			105	377	92	319	696	2	15	6	24	39

**Total Vol.** 2239 1978 **4217** 4602 4745 **9347**

**Daily Totals**

NB	SB	EB	WB
		6841	6723
<b>13564</b>			

Split %	AM			PM				
	53.1%	46.9%	31.1%	49.2%	50.8%	68.9%		
<b>Peak Hour</b>	06:30	06:30	07:45	07:45	<b>07:45</b>	16:45	17:15	<b>17:00</b>
<b>Volume</b>			685	649	<b>1334</b>	628	583	<b>1205</b>
<b>P.H.F.</b>			0.80	0.75	<b>0.81</b>	0.96	0.90	<b>0.95</b>

Prepared by NDS/ATD

Volumes for: Tuesday, February 03, 2009 City: Agoura Hills Project #: 09-5034-011  
**Location:** Thousand Oaks Blvd E/o Kanan Rd

AM Period	NB	SB	EB	WB	PM Period	NB	SB	EB	WB				
00:00			4	3	12:00			57	45				
00:15			10	7	12:15			58	86				
00:30			4	1	12:30			73	245				
00:45			1	19	3	14	33	12:45	96	284	72	448	732
01:00			2	0	13:00			158	97				
01:15			2	1	13:15			80	80				
01:30			3	7	13:30			63	66				
01:45			2	9	1	9	18	13:45	79	380	56	299	679
02:00			1	2	14:00			37	64				
02:15			2	1	14:15			73	82				
02:30			1	0	14:30			116	65				
02:45			3	7	2	5	12	14:45	169	395	105	316	711
03:00			4	2	15:00			166	241				
03:15			2	1	15:15			118	161				
03:30			2	3	15:30			102	101				
03:45			0	8	4	10	18	15:45	105	491	106	609	1100
04:00			1	3	16:00			99	112				
04:15			1	3	16:15			101	97				
04:30			1	5	16:30			104	123				
04:45			3	6	4	15	21	16:45	122	426	100	432	858
05:00			0	6	17:00			104	110				
05:15			6	7	17:15			97	104				
05:30			2	7	17:30			119	105				
05:45			7	15	18	38	53	17:45	121	441	114	433	874
06:00			16	19	18:00			119	128				
06:15			26	29	18:15			98	84				
06:30			42	27	18:30			93	73				
06:45			130	214	77	152	366	18:45	85	395	67	352	747
07:00			34	32	19:00			72	71				
07:15			24	40	19:15			53	47				
07:30			71	56	19:30			51	37				
07:45			165	294	139	267	561	19:45	60	236	77	232	468
08:00			228	175	20:00			61	94				
08:15			245	194	20:15			49	30				
08:30			140	238	20:30			54	52				
08:45			52	665	64	671	1336	20:45	31	195	56	232	427
09:00			53	56	21:00			46	33				
09:15			32	47	21:15			52	36				
09:30			37	33	21:30			35	35				
09:45			52	174	48	184	358	21:45	22	155	15	119	274
10:00			46	44	22:00			36	17				
10:15			51	56	22:15			21	20				
10:30			40	66	22:30			16	7				
10:45			41	178	46	212	390	22:45	17	90	13	57	147
11:00			42	44	23:00			11	5				
11:15			44	48	23:15			9	6				
11:30			42	55	23:30			5	2				
11:45			41	169	58	205	374	23:45	3	28	4	17	45

**Total Vol.** 1758 1782 3540 3516 3546 7062

**Daily Totals**

NB	SB	EB	WB
		5274	5328
<b>10602</b>			

Split %	AM			PM				
	49.7%	50.3%	33.4%	49.8%	50.2%	66.6%		
<b>Peak Hour</b>	06:30	06:30	07:45	07:45	07:45	17:30	17:15	17:15
<b>Volume</b>			778	746	1524	457	451	907
<b>P.H.F.</b>			0.79	0.78	0.87	0.94	0.89	0.92

Prepared by NDS/ATD

Volumes for: Tuesday, February 03, 2009 City: Agoura Hills Project #: 09-5034-012  
**Location:** Kanan Rd S/o Thousand Oaks Blvd

AM Period	NB	SB	EB	WB	PM Period	NB	SB	EB	WB
00:00	20	10			12:00	228	249		
00:15	25	16			12:15	239	261		
00:30	22	12			12:30	204	281		
00:45	19	86	10	48	12:45	211	882	260	1051
01:00	16	7			13:00	237	281		
01:15	10	7			13:15	247	286		
01:30	9	6			13:30	219	243		
01:45	5	40	11	31	13:45	191	894	255	1065
02:00	7	6			14:00	220	233		
02:15	5	5			14:15	274	241		
02:30	2	0			14:30	273	284		
02:45	2	16	6	17	14:45	291	1058	268	1026
03:00	7	5			15:00	313	366		
03:15	3	5			15:15	259	342		
03:30	6	8			15:30	282	298		
03:45	5	21	10	28	15:45	297	1151	291	1297
04:00	1	6			16:00	320	284		
04:15	9	23			16:15	320	256		
04:30	15	33			16:30	277	258		
04:45	17	42	44	106	16:45	311	1228	242	1040
05:00	24	62			17:00	317	265		
05:15	38	99			17:15	354	241		
05:30	52	101			17:30	337	262		
05:45	31	145	120	382	17:45	324	1332	260	1028
06:00	27	169			18:00	311	236		
06:15	47	175			18:15	340	214		
06:30	55	237			18:30	289	225		
06:45	124	253	270	851	18:45	323	1263	207	882
07:00	112	306			19:00	268	185		
07:15	94	337			19:15	249	172		
07:30	172	333			19:30	230	140		
07:45	239	617	385	1361	19:45	236	983	126	623
08:00	333	381			20:00	180	126		
08:15	257	414			20:15	187	113		
08:30	193	459			20:30	181	109		
08:45	174	957	369	1623	20:45	165	713	124	472
09:00	156	274			21:00	148	90		
09:15	148	284			21:15	150	111		
09:30	155	252			21:30	163	79		
09:45	163	622	235	1045	21:45	133	594	73	353
10:00	153	264			22:00	115	61		
10:15	140	242			22:15	75	44		
10:30	163	247			22:30	72	29		
10:45	166	622	235	988	22:45	52	314	26	160
11:00	155	220			23:00	55	23		
11:15	164	246			23:15	56	27		
11:30	176	228			23:30	45	23		
11:45	198	693	229	923	23:45	29	185	17	90
<b>Total Vol.</b>	4114	7403			<b>11517</b>		10597	9087	<b>19684</b>

**Daily Totals**

NB	SB	EB	WB
14711	16490	Combined	
<b>31201</b>			

Split %	AM				PM			
	35.7%	64.3%	36.9%		53.8%	46.2%	63.1%	
<b>Peak Hour</b>	07:45	07:45	06:30	06:30	<b>07:45</b>	17:00	15:30	<b>17:00</b>
<b>Volume</b>	1022	1639	<b>2661</b>		1332	1129	<b>2360</b>	
<b>P.H.F.</b>	0.77	0.89	<b>0.93</b>		0.94	0.95	<b>0.98</b>	



Prepared by NDS/ATD

Volumes for: Tuesday, February 03, 2009 City: Agoura Hills Project #: 09-5034-013  
**Location:** Driver Ave E/o Argos St

AM Period	NB	SB	EB	WB	PM Period	NB	SB	EB	WB			
00:00			0	3	12:00			29	31			
00:15			2	2	12:15			42	78			
00:30			0	2	12:30			53	152			
00:45			1	3	3	10	13	65	189	46	307	496
01:00			1	3	13:00			123	72			
01:15			0	1	13:15			55	63			
01:30			2	1	13:30			48	35			
01:45			0	3	0	5	8	59	285	38	208	493
02:00			0	1	14:00			29	42			
02:15			1	0	14:15			48	54			
02:30			0	0	14:30			68	41			
02:45			2	3	0	1	4	84	229	86	223	452
03:00			2	1	15:00			87	115			
03:15			1	0	15:15			67	63			
03:30			1	1	15:30			62	72			
03:45			1	5	1	3	8	63	279	65	315	594
04:00			0	0	16:00			54	76			
04:15			1	1	16:15			54	77			
04:30			1	0	16:30			63	85			
04:45			0	2	1	2	4	71	242	81	319	561
05:00			0	0	17:00			73	92			
05:15			5	2	17:15			52	83			
05:30			3	2	17:30			73	65			
05:45			10	18	7	11	29	89	287	80	320	607
06:00			15	7	18:00			78	104			
06:15			28	16	18:15			62	53			
06:30			30	10	18:30			51	58			
06:45			149	222	49	82	304	45	236	40	255	491
07:00			42	17	19:00			37	53			
07:15			21	8	19:15			19	28			
07:30			78	22	19:30			23	14			
07:45			139	280	78	125	405	36	115	71	166	281
08:00			131	119	20:00			34	81			
08:15			148	145	20:15			23	28			
08:30			94	150	20:30			18	36			
08:45			46	419	25	439	858	20	95	36	181	276
09:00			39	36	21:00			21	24			
09:15			31	14	21:15			15	20			
09:30			26	23	21:30			10	11			
09:45			30	126	26	99	225	9	55	13	68	123
10:00			40	28	22:00			13	4			
10:15			48	41	22:15			8	10			
10:30			26	37	22:30			3	6			
10:45			23	137	31	137	274	8	32	13	33	65
11:00			25	27	23:00			5	6			
11:15			18	29	23:15			5	5			
11:30			26	28	23:30			5	2			
11:45			31	100	35	119	219	0	15	2	15	30

**Total Vol.** 1318 1033 2351 2059 2410 4469

**Daily Totals**

NB	SB	EB	WB
		3377	3443
<b>6820</b>			

Split %	AM			PM				
	56.1%	43.9%	34.5%	46.1%	53.9%	65.5%		
<b>Peak Hour</b>	06:30	06:30	07:45	07:45	07:45	17:30	16:30	17:15
<b>Volume</b>			512	492	1004	302	341	624
<b>P.H.F.</b>			0.86	0.82	0.86	0.85	0.95	0.86

Prepared by NDS/ATD

Volumes for: Tuesday, February 03, 2009 City: Agoura Hills Project #: 09-5034-014  
**Location:** Agoura Rd E/o Flintlock Ln

AM Period	NB	SB	EB	WB	PM Period	NB	SB	EB	WB			
00:00			3	1	12:00			111	76			
00:15			2	2	12:15			82	97			
00:30			1	0	12:30			89	109			
00:45			2	8	1	4	12	103	385	102	384	769
01:00			1	0	13:00			100	99			
01:15			1	0	13:15			87	95			
01:30			1	1	13:30			84	76			
01:45			0	3	1	2	5	83	354	77	347	701
02:00			1	0	14:00			79	76			
02:15			0	1	14:15			83	79			
02:30			1	4	14:30			67	80			
02:45			1	3	1	6	9	55	284	88	323	607
03:00			0	1	15:00			101	79			
03:15			1	0	15:15			85	60			
03:30			2	0	15:30			77	65			
03:45			0	3	1	2	5	74	337	69	273	610
04:00			1	1	16:00			109	87			
04:15			1	0	16:15			97	64			
04:30			1	1	16:30			123	70			
04:45			8	11	1	3	14	110	439	69	290	729
05:00			4	2	17:00			155	93			
05:15			5	3	17:15			144	91			
05:30			8	2	17:30			137	79			
05:45			36	53	14	21	74	87	523	80	343	866
06:00			21	15	18:00			80	80			
06:15			21	32	18:15			91	57			
06:30			32	24	18:30			67	59			
06:45			60	134	43	114	248	53	291	57	253	544
07:00			46	48	19:00			42	44			
07:15			62	60	19:15			48	33			
07:30			59	61	19:30			39	28			
07:45			90	257	91	260	517	35	164	34	139	303
08:00			90	101	20:00			34	25			
08:15			78	87	20:15			38	26			
08:30			74	69	20:30			22	25			
08:45			52	294	70	327	621	25	119	11	87	206
09:00			70	75	21:00			17	11			
09:15			57	55	21:15			17	27			
09:30			46	48	21:30			17	21			
09:45			49	222	57	235	457	11	62	10	69	131
10:00			53	66	22:00			26	11			
10:15			65	34	22:15			8	12			
10:30			49	49	22:30			8	11			
10:45			66	233	49	198	431	11	53	6	40	93
11:00			66	61	23:00			9	7			
11:15			66	65	23:15			9	4			
11:30			89	73	23:30			4	3			
11:45			98	319	83	282	601	1	23	6	20	43

**Total Vol.** 1540 1454 2994 3034 2568 5602

**Daily Totals**

NB	SB	EB	WB
		4574	4022
<b>8596</b>			

Split %	AM			PM				
	51.4%	48.6%	34.8%	54.2%	45.8%	65.2%		
<b>Peak Hour</b>	06:30	06:30	07:45	07:45	07:45	16:45	17:00	16:45
<b>Volume</b>			332	348	<b>680</b>	546	343	<b>878</b>
<b>P.H.F.</b>			0.92	0.86	<b>0.89</b>	0.88	0.73	<b>0.89</b>

Prepared by NDS/ATD

Volumes for: Tuesday, February 03, 2009 City: Agoura Hills Project #: 09-5034-015  
**Location:** Reyes Adobe Rd N/o Canwood St

AM Period	NB	SB	EB	WB	PM Period	NB	SB	EB	WB
00:00	4	2			12:00	119	117		
00:15	10	3			12:15	93	113		
00:30	5	6			12:30	90	113		
00:45	6	25	1	12	12:45	88	390	134	477
01:00	7	0			13:00	121	108		
01:15	2	2			13:15	115	125		
01:30	4	1			13:30	88	94		
01:45	2	15	1	4	13:45	84	408	108	435
02:00	2	1			14:00	102	114		
02:15	3	3			14:15	108	115		
02:30	1	2			14:30	110	94		
02:45	1	7	1	7	14:45	138	458	119	442
03:00	2	0			15:00	151	111		
03:15	0	0			15:15	134	210		
03:30	3	1			15:30	125	124		
03:45	2	7	5	6	15:45	144	554	138	583
04:00	3	3			16:00	147	119		
04:15	2	8			16:15	135	109		
04:30	2	10			16:30	128	106		
04:45	3	10	10	31	16:45	145	555	102	436
05:00	4	15			17:00	148	103		
05:15	13	19			17:15	188	112		
05:30	3	35			17:30	178	97		
05:45	4	24	45	114	17:45	156	670	102	414
06:00	11	59			18:00	171	107		
06:15	14	59			18:15	158	87		
06:30	15	83			18:30	153	98		
06:45	44	84	94	295	18:45	137	619	72	364
07:00	40	98			19:00	106	68		
07:15	42	140			19:15	93	69		
07:30	68	150			19:30	96	41		
07:45	102	252	208	596	19:45	91	386	51	229
08:00	110	218			20:00	85	51		
08:15	88	240			20:15	91	39		
08:30	105	201			20:30	70	30		
08:45	99	402	217	876	20:45	68	314	30	150
09:00	67	161			21:00	83	16		
09:15	85	135			21:15	71	32		
09:30	68	106			21:30	57	30		
09:45	63	283	106	508	21:45	41	252	23	101
10:00	60	85			22:00	47	21		
10:15	59	80			22:15	32	18		
10:30	56	89			22:30	28	18		
10:45	79	254	101	355	22:45	20	127	19	76
11:00	69	86			23:00	21	5		
11:15	58	94			23:15	27	12		
11:30	99	93			23:30	11	5		
11:45	111	337	94	367	23:45	13	72	3	25
<b>Total Vol.</b>	1700	3171			<b>4871</b>	4805	3732		<b>8537</b>

**Daily Totals**

NB	SB	EB	WB
6505	6903	Combined	
<b>13408</b>			

Split %	AM				PM			
	34.9%	65.1%	36.3%		56.3%	43.7%	63.7%	
<b>Peak Hour</b>	07:45	08:00	06:30	06:30	<b>08:00</b>	17:15	15:30	<b>17:15</b>
<b>Volume</b>	405	876	<b>1278</b>		693	490	<b>1111</b>	
<b>P.H.F.</b>	0.92	0.91	<b>0.97</b>		0.92	0.89	<b>0.93</b>	

Prepared by NDS/ATD

Volumes for: Tuesday, February 03, 2009 City: Agoura Hills Project #: 09-5034-016  
**Location:** Canwood St W/o Reyes Adobe Rd

AM Period	NB	SB	EB	WB	PM Period	NB	SB	EB	WB			
00:00			2	7	12:00			54	62			
00:15			4	3	12:15			53	46			
00:30			2	2	12:30			64	67			
00:45			0	8	0	12	20	52	223	68	243	466
01:00			1	1	13:00			42	64			
01:15			1	0	13:15			48	50			
01:30			0	0	13:30			48	50			
01:45			1	3	3	4	7	43	181	69	233	414
02:00			1	3	14:00			45	47			
02:15			1	5	14:15			53	41			
02:30			0	0	14:30			42	48			
02:45			0	2	0	8	10	51	191	54	190	381
03:00			2	2	15:00			46	54			
03:15			0	0	15:15			55	73			
03:30			0	3	15:30			36	50			
03:45			0	2	0	5	7	48	185	67	244	429
04:00			0	0	16:00			72	63			
04:15			2	2	16:15			55	50			
04:30			1	1	16:30			42	47			
04:45			5	8	1	4	12	65	234	63	223	457
05:00			4	0	17:00			66	37			
05:15			8	3	17:15			59	60			
05:30			7	2	17:30			69	59			
05:45			12	31	5	10	41	58	252	65	221	473
06:00			16	5	18:00			56	60			
06:15			32	14	18:15			49	52			
06:30			27	7	18:30			39	37			
06:45			21	96	16	42	138	32	176	38	187	363
07:00			27	12	19:00			35	29			
07:15			46	8	19:15			33	32			
07:30			47	26	19:30			19	24			
07:45			45	165	51	97	262	20	107	35	120	227
08:00			50	53	20:00			14	28			
08:15			39	60	20:15			9	23			
08:30			37	66	20:30			12	25			
08:45			46	172	70	249	421	14	49	17	93	142
09:00			38	55	21:00			17	19			
09:15			27	57	21:15			4	15			
09:30			34	46	21:30			32	22			
09:45			41	140	54	212	352	12	65	12	68	133
10:00			29	38	22:00			5	14			
10:15			31	44	22:15			5	15			
10:30			32	37	22:30			6	6			
10:45			35	127	54	173	300	3	19	6	41	60
11:00			31	38	23:00			11	8			
11:15			31	45	23:15			3	8			
11:30			49	48	23:30			0	6			
11:45			47	158	54	185	343	2	16	7	29	45

**Total Vol.** 912 1001 **1913** 1698 1892 **3590**

**Daily Totals**

NB	SB	EB	WB
Combined		2610	2893
<b>5503</b>			

Split %	AM			PM				
	47.7%	52.3%	<b>34.8%</b>	47.3%	52.7%	<b>65.2%</b>		
<b>Peak Hour</b>	06:30	06:30	07:15	08:15	<b>08:00</b>	16:45	17:15	<b>17:15</b>
<b>Volume</b>			188	251	<b>421</b>	259	244	<b>486</b>
<b>P.H.F.</b>			0.94	0.90	<b>0.91</b>	0.94	0.99	<b>0.95</b>

Prepared by NDS/ATD

Volumes for: Tuesday, February 03, 2009 City: Agoura Hills Project #: 09-5034-017  
**Location:** Canwood St E/o Reyes Adobe Rd

AM Period	NB	SB	EB	WB	PM Period	NB	SB	EB	WB			
00:00			2	0	12:00			31	32			
00:15			2	0	12:15			29	43			
00:30			6	1	12:30			28	24			
00:45			2	12	0	1	13	26	114	38	137	251
01:00			0	0	13:00			27	32			
01:15			5	2	13:15			28	31			
01:30			2	2	13:30			20	21			
01:45			1	8	0	4	12	31	106	23	107	213
02:00			1	0	14:00			26	20			
02:15			1	1	14:15			33	26			
02:30			0	0	14:30			25	26			
02:45			0	2	2	3	5	36	120	36	108	228
03:00			1	0	15:00			36	34			
03:15			1	0	15:15			39	37			
03:30			0	1	15:30			38	27			
03:45			0	2	0	1	3	36	149	27	125	274
04:00			1	0	16:00			42	37			
04:15			0	1	16:15			32	27			
04:30			1	0	16:30			34	30			
04:45			0	2	0	1	3	30	138	35	129	267
05:00			0	3	17:00			42	31			
05:15			2	2	17:15			32	30			
05:30			4	3	17:30			27	21			
05:45			2	8	2	10	18	31	132	28	110	242
06:00			3	6	18:00			19	28			
06:15			4	7	18:15			25	29			
06:30			4	13	18:30			30	23			
06:45			9	20	9	35	55	21	95	20	100	195
07:00			7	16	19:00			14	17			
07:15			10	9	19:15			9	7			
07:30			9	25	19:30			14	15			
07:45			26	52	38	88	140	17	54	11	50	104
08:00			24	22	20:00			8	11			
08:15			40	25	20:15			17	10			
08:30			31	26	20:30			17	7			
08:45			41	136	27	100	236	14	56	8	36	92
09:00			28	28	21:00			9	6			
09:15			20	28	21:15			12	13			
09:30			19	31	21:30			9	1			
09:45			22	89	27	114	203	9	39	3	23	62
10:00			34	25	22:00			9	4			
10:15			21	27	22:15			7	4			
10:30			21	38	22:30			1	6			
10:45			22	98	32	122	220	5	22	5	19	41
11:00			16	20	23:00			3	5			
11:15			25	27	23:15			4	0			
11:30			29	29	23:30			3	3			
11:45			28	98	35	111	209	1	11	1	9	20

**Total Vol.** 527 590 1117 1036 953 1989

**Daily Totals**

NB	SB	EB	WB
		1563	1543
<b>3106</b>			

Split %	AM			PM				
	47.2%	52.8%	36.0%	52.1%	47.9%	64.0%		
<b>Peak Hour</b>	06:30	06:30	08:15	07:45	<b>08:15</b>	15:30	16:00	<b>16:00</b>
<b>Volume</b>			140	111	<b>246</b>	148	129	<b>267</b>
<b>P.H.F.</b>			0.85	0.73	<b>0.90</b>	0.88	0.90	<b>0.84</b>

Prepared by NDS/ATD

Volumes for: Tuesday, February 03, 2009

City: Agoura Hills

Project #: 09-5034-018

Location: Reyes Adobe Rd N/o Agoura Rd

AM Period	NB	SB	EB	WB	PM Period	NB	SB	EB	WB		
00:00	3	5			12:00	160	105				
00:15	3	7			12:15	120	106				
00:30	7	8			12:30	116	112				
00:45	1	14	4	24	38	12:45	79	475	129	452	927
01:00	7	1			13:00	125	140				
01:15	3	5			13:15	102	136				
01:30	4	0			13:30	78	91				
01:45	3	17	1	7	24	13:45	107	412	113	480	892
02:00	3	9			14:00	91	89				
02:15	3	4			14:15	93	89				
02:30	11	7			14:30	123	76				
02:45	1	18	2	22	40	14:45	113	420	92	346	766
03:00	0	1			15:00	142	95				
03:15	3	0			15:15	93	110				
03:30	3	5			15:30	146	78				
03:45	0	6	1	7	13	15:45	117	498	81	364	862
04:00	0	2			16:00	180	88				
04:15	4	10			16:15	142	78				
04:30	2	5			16:30	152	104				
04:45	3	9	13	30	39	16:45	168	642	97	367	1009
05:00	7	11			17:00	222	63				
05:15	6	17			17:15	179	106				
05:30	12	37			17:30	187	102				
05:45	12	37	68	133	170	17:45	167	755	132	403	1158
06:00	16	71			18:00	204	64				
06:15	30	83			18:15	157	150				
06:30	22	87			18:30	135	83				
06:45	46	114	181	422	536	18:45	93	589	71	368	957
07:00	54	182			19:00	78	47				
07:15	53	165			19:15	74	61				
07:30	54	214			19:30	71	36				
07:45	63	224	313	874	1098	19:45	75	298	61	205	503
08:00	73	255			20:00	72	33				
08:15	63	232			20:15	42	36				
08:30	82	271			20:30	51	27				
08:45	49	267	314	1072	1339	20:45	37	202	29	125	327
09:00	64	269			21:00	45	14				
09:15	58	136			21:15	41	29				
09:30	47	107			21:30	28	19				
09:45	60	229	105	617	846	21:45	17	131	11	73	204
10:00	57	104			22:00	29	12				
10:15	58	76			22:15	15	12				
10:30	55	95			22:30	18	10				
10:45	58	228	107	382	610	22:45	14	76	23	57	133
11:00	69	85			23:00	23	19				
11:15	77	74			23:15	8	15				
11:30	104	97			23:30	6	8				
11:45	120	370	106	362	732	23:45	7	44	10	52	96

**Total Vol.** 1533 3952 5485 4542 3292 7834

**Daily Totals**

NB	SB	EB	WB
6075	7244	Combined	
<b>13319</b>			

Split %	AM				PM			
	27.9%	72.1%	41.2%		58.0%	42.0%	58.8%	
<b>Peak Hour</b>	07:45	08:15	06:30	06:30	07:45	16:45	17:30	17:30
<b>Volume</b>	281	1086	1352		756	448	1163	
<b>P.H.F.</b>	0.86	0.86	0.90		0.85	0.75	0.95	

Prepared by NDS/ATD

Volumes for: Tuesday, February 03, 2009 City: Agoura Hills Project #: 09-5034-019  
**Location:** Agoura Rd W/o Reyes Adobe Rd

AM Period	NB	SB	EB	WB	PM Period	NB	SB	EB	WB				
00:00			3	5	12:00			102	84				
00:15			2	3	12:15			91	87				
00:30			0	6	12:30			106	100				
00:45			1	6	6	20	26	12:45	90	389	117	388	777
01:00			1	1	13:00			90	104				
01:15			0	2	13:15			84	96				
01:30			2	1	13:30			79	95				
01:45			2	5	0	4	9	13:45	79	332	76	371	703
02:00			0	1	14:00			80	76				
02:15			0	0	14:15			81	78				
02:30			6	2	14:30			83	65				
02:45			1	7	2	5	12	14:45	97	341	55	274	615
03:00			1	2	15:00			120	94				
03:15			3	1	15:15			75	85				
03:30			1	2	15:30			100	68				
03:45			0	5	0	5	10	15:45	87	382	71	318	700
04:00			1	1	16:00			141	75				
04:15			1	2	16:15			92	80				
04:30			1	4	16:30			114	77				
04:45			1	4	8	15	19	16:45	105	452	83	315	767
05:00			4	10	17:00			122	92				
05:15			5	9	17:15			102	105				
05:30			3	17	17:30			103	85				
05:45			9	21	49	85	106	17:45	90	417	78	360	777
06:00			12	27	18:00			91	61				
06:15			21	33	18:15			80	81				
06:30			20	58	18:30			64	54				
06:45			22	75	110	228	303	18:45	58	293	55	251	544
07:00			35	95	19:00			46	45				
07:15			32	110	19:15			46	45				
07:30			30	112	19:30			32	40				
07:45			59	156	140	457	613	19:45	35	159	36	166	325
08:00			69	130	20:00			36	30				
08:15			67	122	20:15			23	42				
08:30			64	126	20:30			29	21				
08:45			57	257	99	477	734	20:45	11	99	29	122	221
09:00			71	110	21:00			15	18				
09:15			53	75	21:15			27	19				
09:30			46	61	21:30			21	21				
09:45			58	228	49	295	523	21:45	8	71	9	67	138
10:00			59	66	22:00			13	24				
10:15			48	64	22:15			11	10				
10:30			43	58	22:30			7	9				
10:45			55	205	61	249	454	22:45	7	38	14	57	95
11:00			62	64	23:00			9	12				
11:15			72	61	23:15			5	11				
11:30			96	75	23:30			2	6				
11:45			109	339	84	284	623	23:45	2	18	7	36	54

**Total Vol.** 1308 2124 **3432** 2991 2725 **5716**

**Daily Totals**

NB	SB	EB	WB
		4299	4849
<b>9148</b>			

Split %	AM			PM				
	38.1%	61.9%	37.5%	52.3%	47.7%	62.5%		
<b>Peak Hour</b>	06:30	06:30	07:45	07:45	07:45	16:00	16:45	16:30
<b>Volume</b>			259	518	<b>777</b>	452	365	<b>800</b>
<b>P.H.F.</b>			0.94	0.93	<b>0.98</b>	0.80	0.89	<b>0.93</b>

Prepared by NDS/ATD

Volumes for: Tuesday, February 03, 2009 City: Agoura Hills Project #: 09-5034-020  
**Location:** Agoura Rd E/o Reyes Adobe Rd

AM Period	NB	SB	EB	WB	PM Period	NB	SB	EB	WB				
00:00			3	1	12:00			100	127				
00:15			6	4	12:15			119	129				
00:30			0	4	12:30			126	110				
00:45			0	9	2	11	20	12:45	152	497	120	486	983
01:00			0	3	13:00			149	134				
01:15			0	0	13:15			127	111				
01:30			0	2	13:30			113	96				
01:45			0	0	3	8	8	13:45	108	497	102	443	940
02:00			2	1	14:00			108	99				
02:15			0	1	14:15			105	93				
02:30			2	1	14:30			85	103				
02:45			0	4	0	3	7	14:45	115	413	91	386	799
03:00			0	0	15:00			83	103				
03:15			0	0	15:15			104	98				
03:30			0	0	15:30			83	116				
03:45			3	3	1	1	4	15:45	94	364	101	418	782
04:00			0	1	16:00			108	142				
04:15			3	0	16:15			75	121				
04:30			2	0	16:30			105	120				
04:45			7	12	1	2	14	16:45	94	382	135	518	900
05:00			3	3	17:00			92	209				
05:15			7	1	17:15			104	174				
05:30			14	3	17:30			111	168				
05:45			29	53	7	14	67	17:45	105	412	131	682	1094
06:00			44	2	18:00			88	200				
06:15			48	7	18:15			107	120				
06:30			51	13	18:30			71	121				
06:45			77	220	45	67	287	18:45	68	334	89	530	864
07:00			105	34	19:00			57	77				
07:15			80	30	19:15			49	54				
07:30			110	34	19:30			35	78				
07:45			209	504	56	154	658	19:45	46	187	57	266	453
08:00			166	54	20:00			16	52				
08:15			197	59	20:15			18	39				
08:30			212	61	20:30			23	41				
08:45			246	821	46	220	1041	20:45	16	73	41	173	246
09:00			209	60	21:00			16	48				
09:15			125	53	21:15			21	22				
09:30			97	33	21:30			17	31				
09:45			109	540	58	204	744	21:45	8	62	16	117	179
10:00			108	52	22:00			5	34				
10:15			82	63	22:15			10	13				
10:30			84	53	22:30			10	16				
10:45			95	369	61	229	598	22:45	14	39	14	77	116
11:00			108	79	23:00			7	15				
11:15			92	73	23:15			7	8				
11:30			111	100	23:30			1	3				
11:45			138	449	130	382	831	23:45	4	19	4	30	49

**Total Vol.** 2984 1295 **4279** 3279 4126 **7405**

**Daily Totals**

NB	SB	EB	WB
		6263	5421
<b>11684</b>			

Split %	AM			PM				
	69.7%	30.3%	36.6%	44.3%	55.7%	63.4%		
<b>Peak Hour</b>	06:30	06:30	08:15	07:45	<b>08:15</b>	17:00	16:45	<b>17:00</b>
<b>Volume</b>			864	230	<b>1090</b>	412	686	<b>1094</b>
<b>P.H.F.</b>			0.88	0.94	<b>0.93</b>	0.93	0.74	<b>0.91</b>



Prepared by NDS/ATD

Volumes for: Tuesday, February 03, 2009 City: Agoura Hills Project #: 09-5034-021  
**Location:** Kanan Rd S/o Canwood St E-N/o Canwood St W

AM Period	NB	SB	EB	WB	PM Period	NB	SB	EB	WB
00:00	26	24			12:00	332	331		
00:15	31	14			12:15	319	357		
00:30	27	12			12:30	300	364		
00:45	22	106	10	60	12:45	308	1259	352	1404
01:00	13	8			13:00	329	362		
01:15	24	11			13:15	316	380		
01:30	11	9			13:30	293	327		
01:45	18	66	13	41	13:45	283	1221	340	1409
02:00	6	5			14:00	313	259		
02:15	10	5			14:15	340	330		
02:30	13	7			14:30	364	347		
02:45	11	40	3	20	14:45	386	1403	308	1244
03:00	5	8			15:00	391	412		
03:15	4	4			15:15	345	400		
03:30	6	13			15:30	410	371		
03:45	8	23	13	38	15:45	419	1565	339	1522
04:00	7	15			16:00	406	371		
04:15	4	24			16:15	393	335		
04:30	15	37			16:30	392	322		
04:45	4	30	40	116	16:45	410	1601	334	1362
05:00	12	79			17:00	400	357		
05:15	15	109			17:15	443	302		
05:30	23	114			17:30	469	326		
05:45	32	82	140	442	17:45	427	1739	336	1321
06:00	45	198			18:00	438	312		
06:15	61	213			18:15	449	308		
06:30	100	286			18:30	406	321		
06:45	151	357	325	1022	18:45	389	1682	249	1190
07:00	148	359			19:00	358	238		
07:15	142	418			19:15	295	228		
07:30	242	407			19:30	279	179		
07:45	291	823	448	1632	19:45	273	1205	159	804
08:00	408	462			20:00	224	156		
08:15	335	473			20:15	239	138		
08:30	265	509			20:30	219	147		
08:45	240	1248	450	1894	20:45	204	886	132	573
09:00	234	376			21:00	189	111		
09:15	211	353			21:15	134	124		
09:30	198	323			21:30	129	120		
09:45	207	850	281	1333	21:45	102	554	85	440
10:00	233	333			22:00	91	84		
10:15	193	317			22:15	79	65		
10:30	226	307			22:30	58	43		
10:45	232	884	288	1245	22:45	45	273	42	234
11:00	234	276			23:00	49	39		
11:15	217	337			23:15	32	38		
11:30	247	300			23:30	36	32		
11:45	274	972	292	1205	23:45	24	141	31	140
<b>Total Vol.</b>	5481	9048		<b>14529</b>		13529	11643		<b>25172</b>

**Daily Totals**

NB	SB	EB	WB
19010	20691	Combined	
<b>39701</b>			

Split %	AM				PM			
	37.7%	62.3%	36.6%		53.7%	46.3%	63.4%	
Peak Hour	07:45	08:00	06:30	06:30	07:45	17:30	15:30	17:30
Volume	1299	1894	3191		1783	1416		3065
P.H.F.	0.80	0.93	0.92		0.95	0.95		0.96

Prepared by NDS/ATD

Volumes for: Tuesday, February 03, 2009 City: Agoura Hills Project #: 09-5034-022  
**Location:** Canwood St W/o Kanan Rd

AM Period	NB	SB	EB	WB	PM Period	NB	SB	EB	WB			
00:00			4	2	12:00			41	30			
00:15			1	4	12:15			56	30			
00:30			2	0	12:30			30	37			
00:45			0	7	2	8	15	40	167	43	140	307
01:00			1	1	13:00			36	52			
01:15			2	1	13:15			30	41			
01:30			2	1	13:30			29	30			
01:45			1	6	1	4	10	28	123	42	165	288
02:00			0	0	14:00			26	47			
02:15			2	1	14:15			31	51			
02:30			0	0	14:30			40	37			
02:45			0	2	0	1	3	38	135	43	178	313
03:00			1	2	15:00			36	48			
03:15			1	0	15:15			57	51			
03:30			0	2	15:30			45	44			
03:45			0	2	0	4	6	53	191	49	192	383
04:00			0	0	16:00			43	41			
04:15			0	0	16:15			50	54			
04:30			3	0	16:30			43	28			
04:45			1	4	1	1	5	26	162	52	175	337
05:00			6	2	17:00			52	35			
05:15			6	2	17:15			51	40			
05:30			8	5	17:30			27	43			
05:45			12	32	0	9	41	38	168	50	168	336
06:00			11	5	18:00			45	42			
06:15			16	4	18:15			31	41			
06:30			31	3	18:30			25	49			
06:45			25	83	9	21	104	16	117	27	159	276
07:00			27	4	19:00			13	23			
07:15			26	5	19:15			17	28			
07:30			36	20	19:30			14	24			
07:45			40	129	34	63	192	16	60	17	92	152
08:00			44	26	20:00			8	16			
08:15			64	35	20:15			7	23			
08:30			45	37	20:30			9	11			
08:45			28	181	36	134	315	6	30	16	66	96
09:00			34	39	21:00			3	13			
09:15			33	34	21:15			10	15			
09:30			36	49	21:30			7	14			
09:45			30	133	26	148	281	5	25	12	54	79
10:00			31	38	22:00			6	14			
10:15			40	29	22:15			5	12			
10:30			34	36	22:30			1	6			
10:45			27	132	38	141	273	3	15	11	43	58
11:00			40	22	23:00			2	9			
11:15			38	35	23:15			0	2			
11:30			29	29	23:30			4	2			
11:45			35	142	34	120	262	1	7	3	16	23

**Total Vol.** 853 654 1507 1200 1448 2648

**Daily Totals**

NB	SB	EB	WB
		2053	2102
<b>4155</b>			

Split %	AM			PM				
	56.6%	43.4%	36.3%	45.3%	54.7%	63.7%		
<b>Peak Hour</b>	06:30	06:30	07:45	08:15	<b>07:45</b>	15:30	15:30	<b>15:30</b>
<b>Volume</b>			193	147	<b>325</b>	191	188	<b>379</b>
<b>P.H.F.</b>			0.75	0.94	<b>0.82</b>	0.90	0.88	<b>0.91</b>

Prepared by NDS/ATD

Volumes for: Tuesday, February 03, 2009 City: Agoura Hills Project #: 09-5034-023  
**Location:** Canwood St E/o Kanan Rd

AM Period	NB	SB	EB	WB	PM Period	NB	SB	EB	WB			
00:00			3	7	12:00			108	119			
00:15			3	5	12:15			78	105			
00:30			7	6	12:30			102	120			
00:45			3	16	5	23	39	95	383	100	444	827
01:00			2	2	13:00			93	114			
01:15			1	6	13:15			90	102			
01:30			2	2	13:30			97	95			
01:45			8	13	4	14	27	81	361	83	394	755
02:00			0	3	14:00			79	69			
02:15			4	3	14:15			96	102			
02:30			3	2	14:30			100	88			
02:45			4	11	2	10	21	89	364	83	342	706
03:00			2	2	15:00			112	136			
03:15			0	0	15:15			107	94			
03:30			1	0	15:30			103	101			
03:45			3	6	0	2	8	95	417	104	435	852
04:00			1	0	16:00			85	124			
04:15			1	1	16:15			86	119			
04:30			5	1	16:30			96	125			
04:45			4	11	6	8	19	101	368	121	489	857
05:00			3	10	17:00			74	127			
05:15			4	11	17:15			86	105			
05:30			3	10	17:30			67	111			
05:45			11	21	17	48	69	80	307	93	436	743
06:00			12	15	18:00			83	90			
06:15			26	27	18:15			84	75			
06:30			45	42	18:30			54	79			
06:45			35	118	54	138	256	47	268	47	291	559
07:00			45	37	19:00			54	63			
07:15			58	63	19:15			37	48			
07:30			65	69	19:30			35	42			
07:45			76	244	83	252	496	36	162	29	182	344
08:00			78	89	20:00			30	24			
08:15			110	108	20:15			40	27			
08:30			111	99	20:30			45	38			
08:45			109	408	80	376	784	34	149	34	123	272
09:00			84	91	21:00			39	25			
09:15			70	65	21:15			25	30			
09:30			58	83	21:30			20	25			
09:45			51	263	71	310	573	23	107	17	97	204
10:00			79	69	22:00			22	20			
10:15			56	83	22:15			15	13			
10:30			59	74	22:30			9	8			
10:45			67	261	57	283	544	7	53	9	50	103
11:00			71	74	23:00			9	11			
11:15			75	100	23:15			7	8			
11:30			62	79	23:30			6	11			
11:45			69	277	85	338	615	2	24	12	42	66

**Total Vol.** 1649 1802 3451 2963 3325 6288

**Daily Totals**

NB	SB	EB	WB
		4612	5127
<b>Combined</b>		<b>9739</b>	

Split %	AM			PM				
	47.8%	52.2%	35.4%	47.1%	52.9%	64.6%		
<b>Peak Hour</b>	06:30	06:30	08:15	07:45	<b>08:15</b>	15:30	16:15	<b>16:00</b>
<b>Volume</b>			414	379	<b>792</b>	369	492	<b>857</b>
<b>P.H.F.</b>			0.93	0.88	<b>0.91</b>	0.90	0.93	<b>0.97</b>

Prepared by NDS/ATD

Volumes for: Tuesday, February 03, 2009 City: Agoura Hills Project #: 09-5034-024  
**Location:** Kanan Rd N/o Agoura Rd

AM Period	NB	SB	EB	WB	PM Period	NB	SB	EB	WB		
00:00	8	8			12:00	262	170				
00:15	24	11			12:15	202	211				
00:30	8	9			12:30	189	189				
00:45	8	48	9	37	85	12:45	194	847	233	803	1650
01:00	6	8			13:00	231	210				
01:15	6	7			13:15	209	187				
01:30	9	8			13:30	168	188				
01:45	8	29	7	30	59	13:45	192	800	153	738	1538
02:00	9	2			14:00	199	158				
02:15	5	6			14:15	187	153				
02:30	6	2			14:30	203	167				
02:45	3	23	2	12	35	14:45	248	837	155	633	1470
03:00	1	2			15:00	242	180				
03:15	4	3			15:15	229	177				
03:30	5	4			15:30	268	195				
03:45	2	12	4	13	25	15:45	259	998	169	721	1719
04:00	4	5			16:00	252	210				
04:15	8	2			16:15	253	181				
04:30	5	4			16:30	235	166				
04:45	10	27	6	17	44	16:45	242	982	179	736	1718
05:00	9	13			17:00	242	139				
05:15	20	14			17:15	248	166				
05:30	29	37			17:30	242	171				
05:45	29	87	45	109	196	17:45	232	964	189	665	1629
06:00	47	84			18:00	239	165				
06:15	58	128			18:15	222	172				
06:30	57	170			18:30	202	126				
06:45	87	249	160	542	791	18:45	177	840	124	587	1427
07:00	83	187			19:00	138	95				
07:15	113	234			19:15	125	102				
07:30	127	227			19:30	135	98				
07:45	161	484	249	897	1381	19:45	107	505	86	381	886
08:00	197	251			20:00	87	83				
08:15	120	266			20:15	110	71				
08:30	149	312			20:30	91	78				
08:45	122	588	267	1096	1684	20:45	87	375	60	292	667
09:00	137	246			21:00	63	64				
09:15	128	216			21:15	60	57				
09:30	140	148			21:30	71	52				
09:45	119	524	183	793	1317	21:45	53	247	41	214	461
10:00	131	165			22:00	51	44				
10:15	150	170			22:15	37	47				
10:30	135	145			22:30	35	34				
10:45	144	560	157	637	1197	22:45	29	152	25	150	302
11:00	170	144			23:00	45	21				
11:15	183	145			23:15	25	19				
11:30	156	174			23:30	16	13				
11:45	192	701	212	675	1376	23:45	11	97	9	62	159

**Total Vol.** 3332 4858 **8190** 7644 5982 **13626**

**Daily Totals**

NB	SB	EB	WB
10976	10840	Combined	
<b>21816</b>			

Split %	AM				PM			
	40.7%	59.3%	37.5%		56.1%	43.9%	62.5%	
<b>Peak Hour</b>	07:45	08:00	06:30	06:30	<b>07:45</b>	15:30	15:30	<b>15:30</b>
<b>Volume</b>	627	1096	<b>1705</b>		1032	755	<b>1787</b>	
<b>P.H.F.</b>	0.80	0.88	<b>0.92</b>		0.96	0.90	<b>0.96</b>	

Prepared by NDS/ATD

Volumes for: Tuesday, February 03, 2009 City: Agoura Hills Project #: 09-5034-025  
**Location:** Agoura Rd W/o Kanan Rd

AM Period	NB	SB	EB	WB	PM Period	NB	SB	EB	WB			
00:00			4	2	12:00			142	86			
00:15			6	4	12:15			92	116			
00:30			1	1	12:30			103	93			
00:45			0	11	2	9	20	112	449	132	427	876
01:00			0	0	13:00			130	145			
01:15			0	1	13:15			95	109			
01:30			1	1	13:30			69	103			
01:45			1	2	1	3	5	77	371	104	461	832
02:00			1	2	14:00			84	95			
02:15			1	1	14:15			76	75			
02:30			1	1	14:30			75	91			
02:45			1	4	0	4	8	101	336	62	323	659
03:00			0	1	15:00			68	90			
03:15			0	1	15:15			82	95			
03:30			1	0	15:30			90	97			
03:45			1	2	1	3	5	94	334	88	370	704
04:00			0	1	16:00			97	102			
04:15			0	0	16:15			102	87			
04:30			3	1	16:30			104	72			
04:45			1	4	3	5	9	77	380	84	345	725
05:00			1	4	17:00			129	77			
05:15			1	4	17:15			122	78			
05:30			1	6	17:30			117	72			
05:45			9	12	17	31	43	114	482	86	313	795
06:00			7	22	18:00			120	71			
06:15			15	14	18:15			103	63			
06:30			19	30	18:30			68	53			
06:45			22	63	46	112	175	76	367	68	255	622
07:00			26	50	19:00			56	47			
07:15			25	50	19:15			50	37			
07:30			32	67	19:30			38	34			
07:45			48	131	98	265	396	34	178	27	145	323
08:00			59	110	20:00			29	23			
08:15			56	123	20:15			27	24			
08:30			58	122	20:30			23	19			
08:45			65	238	143	498	736	24	103	17	83	186
09:00			56	141	21:00			18	17			
09:15			53	96	21:15			20	14			
09:30			35	57	21:30			17	19			
09:45			49	193	92	386	579	8	63	8	58	121
10:00			48	72	22:00			8	30			
10:15			52	72	22:15			6	12			
10:30			53	65	22:30			5	9			
10:45			41	194	75	284	478	5	24	7	58	82
11:00			67	71	23:00			7	9			
11:15			59	61	23:15			4	8			
11:30			80	78	23:30			2	4			
11:45			104	310	95	305	615	2	15	3	24	39

**Total Vol.** 1164 1905 **3069** 3102 2862 **5964**

**Daily Totals**

NB	SB	EB	WB
		4266	4767
<b>9033</b>			

Split %	AM			PM				
	37.9%	62.1%	34.0%	52.0%	48.0%	66.0%		
<b>Peak Hour</b>	06:30	06:30	08:00	08:15	<b>08:15</b>	17:00	15:30	<b>17:00</b>
<b>Volume</b>			238	529	<b>764</b>	482	374	<b>795</b>
<b>P.H.F.</b>			0.92	0.92	<b>0.92</b>	0.93	0.95	<b>0.96</b>

Prepared by NDS/ATD

Volumes for: Tuesday, February 03, 2009 City: Agoura Hills Project #: 09-5034-026  
**Location:** Agoura Rd E/o Kanan Rd

AM Period	NB	SB	EB	WB	PM Period	NB	SB	EB	WB				
00:00			3	8	12:00			63	66				
00:15			0	2	12:15			73	89				
00:30			0	1	12:30			76	79				
00:45			3	6	3	14	20	12:45	85	297	87	321	618
01:00			0	0	13:00			64	75				
01:15			2	2	13:15			68	79				
01:30			1	1	13:30			42	87				
01:45			1	4	1	4	8	13:45	52	226	76	317	543
02:00			0	2	14:00			63	83				
02:15			0	1	14:15			50	66				
02:30			1	2	14:30			39	77				
02:45			0	1	1	6	7	14:45	71	223	72	298	521
03:00			0	0	15:00			50	61				
03:15			0	2	15:15			68	86				
03:30			0	0	15:30			62	80				
03:45			1	1	1	3	4	15:45	57	237	59	286	523
04:00			1	0	16:00			57	74				
04:15			1	1	16:15			59	78				
04:30			3	1	16:30			56	64				
04:45			3	8	1	3	11	16:45	39	211	71	287	498
05:00			2	2	17:00			48	83				
05:15			3	2	17:15			52	68				
05:30			0	2	17:30			57	69				
05:45			14	19	5	11	30	17:45	81	238	52	272	510
06:00			14	5	18:00			62	61				
06:15			7	4	18:15			51	72				
06:30			11	8	18:30			40	66				
06:45			10	42	14	31	73	18:45	43	196	56	255	451
07:00			14	25	19:00			34	48				
07:15			18	23	19:15			37	37				
07:30			23	26	19:30			17	45				
07:45			38	93	22	96	189	19:45	17	105	34	164	269
08:00			32	25	20:00			11	35				
08:15			37	27	20:15			11	26				
08:30			51	39	20:30			16	36				
08:45			68	188	46	137	325	20:45	13	51	41	138	189
09:00			42	54	21:00			12	13				
09:15			54	37	21:15			23	33				
09:30			43	35	21:30			8	37				
09:45			49	188	45	171	359	21:45	7	50	23	106	156
10:00			47	58	22:00			4	25				
10:15			46	39	22:15			6	13				
10:30			32	62	22:30			3	15				
10:45			44	169	45	204	373	22:45	1	14	3	56	70
11:00			40	53	23:00			2	20				
11:15			50	49	23:15			1	10				
11:30			49	56	23:30			4	7				
11:45			73	212	66	224	436	23:45	0	7	4	41	48

**Total Vol.** 931 904 1835 1855 2541 4396

**Daily Totals**

NB	SB	EB	WB
		2786	3445
<b>6231</b>			

Split %	AM			PM				
	50.7%	49.3%	29.4%	42.2%	57.8%	70.6%		
<b>Peak Hour</b>	06:30	06:30	08:30	08:30	08:30	17:15	16:15	15:30
<b>Volume</b>			215	176	391	252	296	526
<b>P.H.F.</b>			0.79	0.81	0.86	0.78	0.80	0.93

Prepared by NDS/ATD

Volumes for: Tuesday, February 03, 2009 City: Agoura Hills Project #: 09-5034-027  
**Location:** Kanan Rd S/o Agoura Rd

AM Period	NB	SB	EB	WB	PM Period	NB	SB	EB	WB		
00:00	6	9			12:00	129	118				
00:15	12	12			12:15	90	132				
00:30	4	4			12:30	98	118				
00:45	1	23	6	31	54	12:45	107	424	129	497	921
01:00	4	6			13:00	118	118				
01:15	4	6			13:15	97	124				
01:30	2	4			13:30	114	127				
01:45	2	12	1	17	29	13:45	119	448	101	470	918
02:00	4	1			14:00	136	96				
02:15	2	3			14:15	137	129				
02:30	2	1			14:30	124	116				
02:45	2	10	1	6	16	14:45	196	593	122	463	1056
03:00	1	2			15:00	172	128				
03:15	1	1			15:15	188	146				
03:30	2	2			15:30	202	160				
03:45	2	6	4	9	15	15:45	203	765	126	560	1325
04:00	1	4			16:00	195	142				
04:15	4	3			16:15	179	137				
04:30	4	4			16:30	170	125				
04:45	6	15	5	16	31	16:45	199	743	145	549	1292
05:00	7	7			17:00	126	109				
05:15	10	13			17:15	177	133				
05:30	19	25			17:30	169	132				
05:45	22	58	39	84	142	17:45	174	646	119	493	1139
06:00	36	61			18:00	160	129				
06:15	55	109			18:15	147	139				
06:30	56	142			18:30	128	92				
06:45	79	226	144	456	682	18:45	108	543	92	452	995
07:00	74	154			19:00	86	67				
07:15	104	194			19:15	74	82				
07:30	128	200			19:30	88	76				
07:45	152	458	174	722	1180	19:45	84	332	86	311	643
08:00	183	163			20:00	57	68				
08:15	125	183			20:15	50	64				
08:30	121	196			20:30	48	55				
08:45	110	539	150	692	1231	20:45	46	201	61	248	449
09:00	118	139			21:00	30	61				
09:15	101	124			21:15	40	51				
09:30	116	101			21:30	36	53				
09:45	120	455	120	484	939	21:45	24	130	44	209	339
10:00	105	120			22:00	34	43				
10:15	124	126			22:15	20	41				
10:30	100	104			22:30	22	30				
10:45	105	434	88	438	872	22:45	15	91	23	137	228
11:00	128	96			23:00	16	25				
11:15	113	105			23:15	10	16				
11:30	100	111			23:30	9	9				
11:45	111	452	137	449	901	23:45	6	41	7	57	98

**Total Vol.** 2688 3404 **6092** 4957 4446 **9403**

**Daily Totals**

NB	SB	EB	WB
7645	7850	Combined	
<b>15495</b>			

Split %	AM				PM			
	44.1%	55.9%	39.3%		52.7%	47.3%	60.7%	
<b>Peak Hour</b>	07:30	07:15	06:30	06:30	<b>07:30</b>	15:30	15:30	<b>15:30</b>
<b>Volume</b>	588	731	<b>1308</b>		779	565	<b>1344</b>	
<b>P.H.F.</b>	0.80	0.91	<b>0.95</b>		0.96	0.88	<b>0.93</b>	

Prepared by NDS/ATD

Volumes for: Tuesday, February 03, 2009 City: Agoura Hills Project #: 09-5034-028  
**Location:** Roadside Dr W/o Lewis Rd

AM Period	NB	SB	EB	WB	PM Period	NB	SB	EB	WB			
00:00			0	1	12:00			40	37			
00:15			0	0	12:15			31	39			
00:30			1	1	12:30			22	38			
00:45			0	1	1	3	4	19	112	33	147	259
01:00			0	0	13:00			28	40			
01:15			0	0	13:15			18	36			
01:30			1	0	13:30			19	28			
01:45			2	3	2	2	5	27	92	40	144	236
02:00			0	2	14:00			34	34			
02:15			0	0	14:15			20	30			
02:30			1	0	14:30			19	36			
02:45			0	1	1	3	4	19	92	31	131	223
03:00			0	0	15:00			29	29			
03:15			0	0	15:15			24	28			
03:30			0	0	15:30			24	26			
03:45			0	0	0	0		28	105	25	108	213
04:00			0	0	16:00			26	41			
04:15			1	0	16:15			23	33			
04:30			0	1	16:30			23	38			
04:45			0	1	1	2	3	25	97	35	147	244
05:00			2	0	17:00			24	40			
05:15			3	1	17:15			29	38			
05:30			1	0	17:30			22	26			
05:45			3	9	1	2	11	22	97	30	134	231
06:00			6	1	18:00			20	28			
06:15			8	2	18:15			14	16			
06:30			9	4	18:30			19	18			
06:45			3	26	3	10	36	19	72	24	86	158
07:00			3	14	19:00			12	23			
07:15			19	12	19:15			15	9			
07:30			25	13	19:30			11	15			
07:45			33	80	20	59	139	6	44	15	62	106
08:00			20	12	20:00			5	12			
08:15			22	17	20:15			6	8			
08:30			35	27	20:30			5	12			
08:45			33	110	29	85	195	6	22	8	40	62
09:00			35	18	21:00			6	10			
09:15			24	23	21:15			3	12			
09:30			22	23	21:30			3	10			
09:45			29	110	21	85	195	1	13	13	45	58
10:00			18	26	22:00			2	8			
10:15			22	23	22:15			0	7			
10:30			19	17	22:30			0	4			
10:45			17	76	23	89	165	0	2	1	20	22
11:00			17	32	23:00			2	0			
11:15			25	25	23:15			2	6			
11:30			20	30	23:30			0	1			
11:45			28	90	30	117	207	1	5	3	10	15

**Total Vol.** 507 457 **964** 753 1074 **1827**

**Daily Totals**

NB	SB	EB	WB
		1260	1531
<b>2791</b>			

Split %	AM					PM		
	06:30	06:30	08:30	08:30	08:30	15:30	16:30	16:30
	52.6%	47.4%	34.5%			41.2%	58.8%	65.5%
<b>Peak Hour</b>	06:30	06:30	08:30	08:30	08:30	15:30	16:30	16:30
<b>Volume</b>			127	97	224	101	151	252
<b>P.H.F.</b>			0.91	0.84	0.90	0.90	0.89	0.94



Prepared by NDS/ATD

Volumes for: Tuesday, February 03, 2009 City: Agoura Hills Project #: 09-5034-029  
**Location:** Agoura Rd E/o Cornell Rd

AM Period	NB	SB	EB	WB	PM Period	NB	SB	EB	WB			
00:00			1	1	12:00			54	67			
00:15			0	3	12:15			60	78			
00:30			4	1	12:30			62	70			
00:45			0	5	1	6	11	75	251	70	285	536
01:00			0	0	13:00			61	69			
01:15			1	0	13:15			61	55			
01:30			0	3	13:30			47	74			
01:45			0	1	1	4	5	59	228	61	259	487
02:00			0	0	14:00			58	60			
02:15			0	0	14:15			56	45			
02:30			1	0	14:30			38	50			
02:45			0	1	0	0	1	65	217	61	216	433
03:00			0	0	15:00			46	65			
03:15			0	0	15:15			60	72			
03:30			1	1	15:30			60	57			
03:45			0	1	0	1	2	47	213	57	251	464
04:00			1	0	16:00			52	60			
04:15			1	0	16:15			59	61			
04:30			0	1	16:30			47	51			
04:45			3	5	2	3	8	31	189	64	236	425
05:00			1	1	17:00			41	75			
05:15			2	0	17:15			41	73			
05:30			3	3	17:30			47	61			
05:45			12	18	8	12	30	60	189	52	261	450
06:00			11	8	18:00			51	55			
06:15			7	5	18:15			36	51			
06:30			10	9	18:30			28	35			
06:45			15	43	20	42	85	26	141	41	182	323
07:00			10	26	19:00			29	28			
07:15			22	20	19:15			16	29			
07:30			26	37	19:30			13	11			
07:45			35	93	27	110	203	16	74	19	87	161
08:00			34	26	20:00			14	23			
08:15			41	40	20:15			9	16			
08:30			52	41	20:30			14	11			
08:45			63	190	44	151	341	21	58	15	65	123
09:00			39	56	21:00			8	8			
09:15			45	44	21:15			16	10			
09:30			48	29	21:30			6	8			
09:45			46	178	45	174	352	9	39	9	35	74
10:00			34	47	22:00			7	16			
10:15			47	38	22:15			8	8			
10:30			35	67	22:30			3	8			
10:45			36	152	43	195	347	1	19	2	34	53
11:00			41	38	23:00			0	4			
11:15			41	47	23:15			2	3			
11:30			34	57	23:30			3	1			
11:45			53	169	55	197	366	0	5	1	9	14

**Total Vol.** 856 895 1751 1623 1920 3543

**Daily Totals**

NB	SB	EB	WB
		2479	2815
<b>5294</b>			

Split %	AM			PM				
	48.9%	51.1%	33.1%	45.8%	54.2%	66.9%		
<b>Peak Hour</b>	06:30	06:30	08:30	08:30	08:30	15:30	16:45	15:30
<b>Volume</b>			199	185	<b>384</b>	218	273	<b>453</b>
<b>P.H.F.</b>			0.79	0.83	<b>0.90</b>	0.91	0.80	<b>0.94</b>

Prepared by NDS/ATD

Volumes for: Tuesday, February 03, 2009 City: Agoura Hills Project #: 09-5034-030  
**Location:** Chesebro Rd N/o Driver Ave/Palo Comado Canyon Rd

AM Period	NB	SB	EB	WB	PM Period	NB	SB	EB	WB		
00:00	0	0			12:00	33	29				
00:15	0	0			12:15	45	36				
00:30	0	0			12:30	38	33				
00:45	1	1	1	1	2	12:45	21	137	17	115	252
01:00	1	1			13:00	30	27				
01:15	0	0			13:15	30	26				
01:30	0	0			13:30	37	29				
01:45	1	2	1	2	4	13:45	39	136	30	112	248
02:00	2	2			14:00	28	26				
02:15	2	2			14:15	33	30				
02:30	0	0			14:30	33	28				
02:45	0	4	0	4	8	14:45	36	130	31	115	245
03:00	0	1			15:00	33	26				
03:15	0	0			15:15	46	37				
03:30	2	1			15:30	40	33				
03:45	1	3	1	3	6	15:45	46	165	36	132	297
04:00	0	0			16:00	38	31				
04:15	1	1			16:15	58	43				
04:30	2	2			16:30	40	33				
04:45	3	6	3	6	12	16:45	42	178	35	142	320
05:00	7	5			17:00	34	28				
05:15	1	1			17:15	33	29				
05:30	2	3			17:30	37	28				
05:45	10	20	9	18	38	17:45	36	140	33	118	258
06:00	10	8			18:00	36	31				
06:15	2	2			18:15	21	19				
06:30	17	14			18:30	17	16				
06:45	28	57	20	44	101	18:45	28	102	23	89	191
07:00	30	26			19:00	18	16				
07:15	19	18			19:15	16	13				
07:30	24	24			19:30	11	9				
07:45	36	109	33	101	210	19:45	8	53	7	45	98
08:00	32	28			20:00	18	14				
08:15	31	27			20:15	7	7				
08:30	37	30			20:30	13	8				
08:45	26	126	24	109	235	20:45	7	45	7	36	81
09:00	27	22			21:00	11	9				
09:15	29	24			21:15	10	9				
09:30	41	33			21:30	11	9				
09:45	39	136	34	113	249	21:45	7	39	6	33	72
10:00	37	30			22:00	5	4				
10:15	40	32			22:15	9	7				
10:30	46	38			22:30	11	8				
10:45	38	161	31	131	292	22:45	7	32	4	23	55
11:00	28	27			23:00	5	4				
11:15	17	14			23:15	3	2				
11:30	24	19			23:30	1	1				
11:45	29	98	25	85	183	23:45	0	9	1	8	17
<b>Total Vol.</b>	<b>723</b>	<b>617</b>			<b>1340</b>		<b>1166</b>	<b>968</b>			<b>2134</b>

**Daily Totals**

NB	SB	EB	WB
1889	1585	Combined	
<b>3474</b>			

Split %	AM				PM			
	54.0%	46.0%	38.6%		54.6%	45.4%	61.4%	
<b>Peak Hour</b>	07:45	07:45	06:30	06:30	<b>07:45</b>	15:30	15:30	<b>15:30</b>
<b>Volume</b>	136	118	<b>254</b>		182	143	<b>325</b>	
<b>P.H.F.</b>	0.92	0.89	<b>0.92</b>		0.78	0.83	<b>0.80</b>	

Prepared by NDS/ATD

Volumes for: Tuesday, February 03, 2009 City: Agoura Hills Project #: 09-5034-031  
**Location:** Driver Ave W/o Chesebro Rd

AM Period	NB	SB	EB	WB	PM Period	NB	SB	EB	WB			
00:00			7	0	12:00			59	60			
00:15			4	1	12:15			49	49			
00:30			5	3	12:30			39	124			
00:45			2	18	3	7	25	57	204	50	283	487
01:00			4	0	13:00			69	46			
01:15			2	1	13:15			39	64			
01:30			2	0	13:30			63	62			
01:45			0	8	2	3	11	55	226	77	249	475
02:00			0	0	14:00			70	52			
02:15			1	1	14:15			76	52			
02:30			2	0	14:30			56	56			
02:45			0	3	1	2	5	111	313	58	218	531
03:00			1	2	15:00			96	172			
03:15			1	3	15:15			79	135			
03:30			0	1	15:30			78	89			
03:45			0	2	0	6	8	101	354	62	458	812
04:00			0	2	16:00			75	67			
04:15			0	1	16:15			89	61			
04:30			2	2	16:30			86	55			
04:45			0	2	5	10	12	104	354	62	245	599
05:00			2	7	17:00			104	83			
05:15			1	13	17:15			106	63			
05:30			3	19	17:30			101	65			
05:45			1	7	26	65	72	105	416	60	271	687
06:00			8	25	18:00			94	76			
06:15			10	35	18:15			75	50			
06:30			27	40	18:30			67	51			
06:45			69	114	77	177	291	53	289	47	224	513
07:00			20	68	19:00			70	22			
07:15			39	67	19:15			43	22			
07:30			89	96	19:30			42	26			
07:45			112	260	106	337	597	53	208	18	88	296
08:00			148	115	20:00			52	48			
08:15			165	147	20:15			50	19			
08:30			113	192	20:30			30	34			
08:45			58	484	129	583	1067	40	172	23	124	296
09:00			52	83	21:00			30	20			
09:15			37	60	21:15			31	18			
09:30			46	59	21:30			17	11			
09:45			33	168	39	241	409	32	110	13	62	172
10:00			29	41	22:00			22	11			
10:15			44	44	22:15			19	8			
10:30			33	48	22:30			20	8			
10:45			47	153	47	180	333	19	80	10	37	117
11:00			41	46	23:00			10	2			
11:15			38	46	23:15			16	3			
11:30			36	37	23:30			8	3			
11:45			35	150	58	187	337	7	41	2	10	51

**Total Vol.** 1369 1798 **3167** 2767 2269 **5036**

**Daily Totals**

NB	SB	EB	WB
		4136	4067
<b>8203</b>			

Split %	AM			PM				
	43.2%	56.8%	38.6%	54.9%	45.1%	61.4%		
<b>Peak Hour</b>	06:30	06:30	07:45	08:00	<b>07:45</b>	17:00	15:30	<b>16:45</b>
<b>Volume</b>			538	583	<b>1098</b>	416	279	<b>688</b>
<b>P.H.F.</b>			0.82	0.76	<b>0.88</b>	0.98	0.81	<b>0.92</b>

Prepared by NDS/ATD

Volumes for: Tuesday, February 03, 2009 City: Agoura Hills Project #: 09-5034-032  
**Location:** Palo Comado Canyon Rd E/o Chesebro Rd

AM Period	NB	SB	EB	WB	PM Period	NB	SB	EB	WB				
00:00			4	7	12:00			104	95				
00:15			1	6	12:15			87	90				
00:30			3	7	12:30			95	72				
00:45			7	15	3	23	38	12:45	98	384	93	350	734
01:00			3	5	13:00			99	97				
01:15			1	4	13:15			113	73				
01:30			1	2	13:30			105	82				
01:45			2	7	0	11	18	13:45	104	421	101	353	774
02:00			1	0	14:00			106	95				
02:15			1	4	14:15			91	100				
02:30			1	1	14:30			99	91				
02:45			1	4	3	8	12	14:45	107	403	141	427	830
03:00			1	2	15:00			210	126				
03:15			4	2	15:15			180	128				
03:30			2	1	15:30			152	119				
03:45			0	7	2	7	14	15:45	112	654	147	520	1174
04:00			2	0	16:00			131	114				
04:15			0	0	16:15			107	151				
04:30			8	5	16:30			126	122				
04:45			13	23	5	10	33	16:45	110	474	146	533	1007
05:00			9	2	17:00			160	137				
05:15			13	3	17:15			128	138				
05:30			25	6	17:30			122	136				
05:45			34	81	18	29	110	17:45	110	520	147	558	1078
06:00			32	19	18:00			125	115				
06:15			43	28	18:15			80	91				
06:30			49	54	18:30			94	95				
06:45			98	222	103	204	426	18:45	80	379	91	392	771
07:00			102	63	19:00			74	89				
07:15			98	78	19:15			46	68				
07:30			132	129	19:30			39	57				
07:45			133	465	159	429	894	19:45	34	193	69	283	476
08:00			139	194	20:00			67	64				
08:15			166	315	20:15			31	58				
08:30			202	184	20:30			51	34				
08:45			146	653	88	781	1434	20:45	34	183	55	211	394
09:00			116	92	21:00			45	27				
09:15			92	85	21:15			31	44				
09:30			93	79	21:30			15	22				
09:45			72	373	73	329	702	21:45	17	108	37	130	238
10:00			77	60	22:00			10	31				
10:15			78	84	22:15			14	31				
10:30			71	52	22:30			19	25				
10:45			87	313	73	269	582	22:45	10	53	22	109	162
11:00			85	70	23:00			7	11				
11:15			80	67	23:15			3	18				
11:30			69	63	23:30			6	8				
11:45			88	322	75	275	597	23:45	2	18	8	45	63

**Total Vol.** 2485 2375 4860 3790 3911 7701

**Daily Totals**

NB	SB	EB	WB
		6275	6286
<b>12561</b>			

Split %	AM			PM				
	51.1%	48.9%	38.7%	49.2%	50.8%	61.3%		
<b>Peak Hour</b>	06:30	06:30	08:00	07:45	07:45	16:30	17:00	17:00
<b>Volume</b>			653	852	1492	524	558	1078
<b>P.H.F.</b>			0.81	0.68	0.78	0.82	0.93	0.91

Prepared by NDS/ATD

Volumes for: Tuesday, February 03, 2009 City: Agoura Hills Project #: 09-5034-033  
**Location:** Chesebro Rd S/o Driver Ave/Palo Comado Canyon Rd

AM Period	NB	SB	EB	WB	PM Period	NB	SB	EB	WB
00:00	4	0			12:00	54	45		
00:15	0	2			12:15	45	45		
00:30	2	2			12:30	51	36		
00:45	4	10	1	5	12:45	54	204	45	171
01:00	2	1			13:00	72	48		
01:15	1	3			13:15	52	41		
01:30	1	0			13:30	49	29		
01:45	0	4	0	4	13:45	37	210	63	181
02:00	0	0			14:00	54	47		
02:15	1	2			14:15	40	40		
02:30	1	0			14:30	47	41		
02:45	1	3	3	5	14:45	54	195	48	176
03:00	0	1			15:00	104	56		
03:15	1	1			15:15	81	60		
03:30	1	0			15:30	76	58		
03:45	0	2	1	3	15:45	62	323	64	238
04:00	0	2			16:00	80	47		
04:15	0	0			16:15	45	59		
04:30	5	2			16:30	88	45		
04:45	13	18	9	13	16:45	60	273	62	213
05:00	3	4			17:00	99	47		
05:15	1	2			17:15	78	41		
05:30	3	3			17:30	64	38		
05:45	11	18	20	29	17:45	69	310	50	176
06:00	8	8			18:00	49	35		
06:15	8	20			18:15	40	26		
06:30	12	29			18:30	53	33		
06:45	27	55	45	102	18:45	38	180	35	129
07:00	34	46			19:00	53	24		
07:15	28	35			19:15	25	25		
07:30	40	57			19:30	18	24		
07:45	29	131	63	201	19:45	15	111	22	95
08:00	46	56			20:00	22	13		
08:15	57	88			20:15	8	15		
08:30	67	57			20:30	21	7		
08:45	51	221	58	259	20:45	9	60	12	47
09:00	45	53			21:00	29	4		
09:15	43	52			21:15	13	9		
09:30	37	45			21:30	6	7		
09:45	44	169	47	197	21:45	7	55	8	28
10:00	39	40			22:00	2	11		
10:15	41	45			22:15	4	7		
10:30	25	32			22:30	13	7		
10:45	47	152	36	153	22:45	1	20	2	27
11:00	51	37			23:00	2	0		
11:15	45	37			23:15	0	0		
11:30	39	41			23:30	3	1		
11:45	35	170	48	163	23:45	0	5	1	2
<b>Total Vol.</b>	953	1134			<b>2087</b>		1946	1483	<b>3429</b>

**Daily Totals**

NB	SB	EB	WB
2899	2617	Combined	
<b>5516</b>			

Split %	AM				PM			
	45.7%	54.3%	37.8%		56.8%	43.2%	62.2%	
<b>Peak Hour</b>	08:00	07:30	06:30	06:30	<b>08:00</b>	16:30	15:30	<b>16:30</b>
<b>Volume</b>	221	264	<b>480</b>		325	228	<b>520</b>	
<b>P.H.F.</b>	0.82	0.75	<b>0.83</b>		0.82	0.89	<b>0.89</b>	

Prepared by NDS/ATD

Volumes for: Tuesday, February 03, 2009 City: Agoura Hills Project #: 09-5034-034  
**Location:** Dorothy Dr btwn Lewis Rd & US-101 SB Ramps/Chesebro Rd

AM Period	NB	SB	EB	WB	PM Period	NB	SB	EB	WB			
00:00			0	0	12:00			37	34			
00:15			0	1	12:15			37	32			
00:30			2	3	12:30			34	16			
00:45			1	3	1	5	8	40	148	28	110	258
01:00			1	1	13:00			37	23			
01:15			1	0	13:15			31	29			
01:30			1	0	13:30			34	30			
01:45			0	3	0	1	4	54	156	35	117	273
02:00			0	0	14:00			24	44			
02:15			0	0	14:15			43	22			
02:30			0	0	14:30			37	32			
02:45			0	0	0	0		36	140	27	125	265
03:00			0	0	15:00			32	30			
03:15			0	0	15:15			37	28			
03:30			1	1	15:30			30	25			
03:45			0	1	0	1	2	30	129	32	115	244
04:00			2	0	16:00			44	30			
04:15			0	0	16:15			32	25			
04:30			0	0	16:30			57	29			
04:45			2	4	0	0	4	34	167	32	116	283
05:00			0	4	17:00			61	30			
05:15			1	2	17:15			49	35			
05:30			2	3	17:30			31	24			
05:45			1	4	3	12	16	35	176	15	104	280
06:00			3	3	18:00			31	17			
06:15			6	8	18:15			29	18			
06:30			9	10	18:30			30	22			
06:45			4	22	14	35	57	17	107	16	73	180
07:00			15	12	19:00			27	11			
07:15			18	26	19:15			15	14			
07:30			17	26	19:30			17	11			
07:45			17	67	48	112	179	18	77	5	41	118
08:00			18	35	20:00			10	5			
08:15			17	30	20:15			13	6			
08:30			38	55	20:30			14	5			
08:45			33	106	39	159	265	8	45	6	22	67
09:00			29	42	21:00			8	6			
09:15			26	26	21:15			11	5			
09:30			33	25	21:30			10	4			
09:45			18	106	31	124	230	17	46	4	19	65
10:00			32	23	22:00			11	3			
10:15			23	26	22:15			11	1			
10:30			19	25	22:30			10	5			
10:45			23	97	20	94	191	2	34	1	10	44
11:00			37	18	23:00			2	5			
11:15			36	22	23:15			8	2			
11:30			29	24	23:30			4	1			
11:45			31	133	26	90	223	4	18	1	9	27

**Total Vol.** 546 633 1179 1243 861 2104

**Daily Totals**

NB	SB	EB	WB
Combined		1789	1494
<b>3283</b>			

Split %	AM			PM				
	46.3%	53.7%	35.9%	59.1%	40.9%	64.1%		
<b>Peak Hour</b>	06:30	06:30	08:30	07:45	<b>08:30</b>	16:30	16:30	<b>16:30</b>
<b>Volume</b>			126	168	<b>288</b>	201	126	<b>327</b>
<b>P.H.F.</b>			0.83	0.76	<b>0.77</b>	0.82	0.64	<b>0.90</b>

Prepared by NDS/ATD

Volumes for: Tuesday, February 03, 2009 City: Agoura Hills Project #: 09-5034-035  
**Location:** Chesebro Rd S/o Dorothy Dr

AM Period	NB	SB	EB	WB	PM Period	NB	SB	EB	WB
00:00	3	2			12:00	114	59		
00:15	0	2			12:15	86	50		
00:30	4	2			12:30	93	64		
00:45	5	12	1	7	12:45	75	368	57	230
01:00	3	1			13:00	91	59		
01:15	0	1			13:15	79	40		
01:30	1	1			13:30	75	55		
01:45	2	6	0	3	13:45	94	339	72	226
02:00	0	0			14:00	87	59		
02:15	2	1			14:15	89	41		
02:30	0	0			14:30	90	50		
02:45	0	2	2	3	14:45	77	343	56	206
03:00	1	0			15:00	128	45		
03:15	3	0			15:15	123	66		
03:30	1	0			15:30	107	53		
03:45	0	5	0	0	15:45	124	482	53	217
04:00	2	2			16:00	104	63		
04:15	0	1			16:15	90	56		
04:30	7	1			16:30	100	42		
04:45	9	18	1	5	16:45	77	371	56	217
05:00	12	1			17:00	126	49		
05:15	10	2			17:15	132	43		
05:30	26	3			17:30	94	47		
05:45	26	74	5	11	17:45	82	434	56	195
06:00	35	7			18:00	132	43		
06:15	47	13			18:15	68	31		
06:30	41	32			18:30	73	35		
06:45	79	202	29	81	18:45	71	344	27	136
07:00	90	28			19:00	70	31		
07:15	92	38			19:15	47	25		
07:30	114	58			19:30	36	19		
07:45	118	414	76	200	19:45	35	188	27	102
08:00	126	77			20:00	43	20		
08:15	129	92			20:15	26	14		
08:30	202	86			20:30	50	14		
08:45	148	605	68	323	20:45	27	146	25	73
09:00	107	59			21:00	42	7		
09:15	102	64			21:15	23	16		
09:30	101	42			21:30	14	12		
09:45	96	406	32	197	21:45	19	98	11	46
10:00	67	45			22:00	15	10		
10:15	83	48			22:15	13	14		
10:30	72	42			22:30	14	9		
10:45	65	287	33	168	22:45	7	49	8	41
11:00	63	52			23:00	7	3		
11:15	62	25			23:15	1	9		
11:30	73	59			23:30	0	3		
11:45	86	284	52	188	23:45	1	9	2	17
<b>Total Vol.</b>	2315	1186			<b>3501</b>		3171	1706	<b>4877</b>

**Daily Totals**

NB	SB	EB	WB
5486	2892	Combined	
<b>8378</b>			

Split %	AM				PM			
	66.1%	33.9%	41.8%		65.0%	35.0%	58.2%	
Peak Hour	08:00	07:45	06:30	06:30	08:00	17:15	15:30	15:30
Volume	605	331	928		440	225	650	
P.H.F.	0.75	0.90	0.81		0.83	0.89	0.92	

Prepared by NDS/ATD

Volumes for: Tuesday, February 03, 2009 City: Agoura Hills Project #: 09-5034-036  
**Location:** Agoura Rd W/o Chesebro Rd/Laura la Plante Rd

AM Period	NB	SB	EB	WB	PM Period	NB	SB	EB	WB			
00:00			1	1	12:00			61	59			
00:15			0	2	12:15			72	65			
00:30			3	0	12:30			61	66			
00:45			0	4	1	4	8	76	270	48	238	508
01:00			0	0	13:00			67	51			
01:15			1	0	13:15			63	44			
01:30			0	1	13:30			48	49			
01:45			0	1	0	1	2	77	255	58	202	457
02:00			0	0	14:00			66	52			
02:15			0	0	14:15			46	43			
02:30			1	0	14:30			55	42			
02:45			0	1	0	0	1	58	225	52	189	414
03:00			0	0	15:00			55	54			
03:15			0	0	15:15			68	60			
03:30			0	0	15:30			56	59			
03:45			0	0	0	0		63	242	46	219	461
04:00			0	0	16:00			61	51			
04:15			0	0	16:15			84	64			
04:30			3	2	16:30			54	59			
04:45			0	3	2	4	7	49	248	63	237	485
05:00			1	2	17:00			81	61			
05:15			2	0	17:15			74	49			
05:30			2	5	17:30			66	53			
05:45			15	20	11	18	38	74	295	44	207	502
06:00			15	10	18:00			73	42			
06:15			10	8	18:15			55	41			
06:30			10	16	18:30			25	37			
06:45			19	54	26	60	114	39	192	42	162	354
07:00			7	21	19:00			46	33			
07:15			13	25	19:15			33	29			
07:30			26	49	19:30			26	20			
07:45			27	73	42	137	210	22	127	12	94	221
08:00			46	49	20:00			35	18			
08:15			38	60	20:15			14	12			
08:30			49	64	20:30			18	13			
08:45			51	184	76	249	433	27	94	12	55	149
09:00			40	76	21:00			14	11			
09:15			58	57	21:15			20	4			
09:30			48	30	21:30			11	6			
09:45			45	191	45	208	399	11	56	8	29	85
10:00			39	46	22:00			11	10			
10:15			45	37	22:15			7	8			
10:30			39	42	22:30			5	6			
10:45			38	161	41	166	327	3	26	4	28	54
11:00			42	39	23:00			1	6			
11:15			36	44	23:15			7	2			
11:30			52	49	23:30			2	2			
11:45			61	191	56	188	379	0	10	1	11	21

**Total Vol.** 883 1035 **1918** 2040 1671 **3711**

**Daily Totals**

NB	SB	EB	WB
Combined		2923	2706
<b>5629</b>			

Split %	AM			PM				
	46.0%	54.0%	34.1%	55.0%	45.0%	65.9%		
<b>Peak Hour</b>	06:30	06:30	08:30	08:15	<b>08:30</b>	17:00	16:15	<b>16:15</b>
<b>Volume</b>		198	276	<b>471</b>		295	247	<b>515</b>
<b>P.H.F.</b>		0.85	0.91	<b>0.93</b>		0.91	0.91	<b>0.87</b>



Prepared by NDS/ATD

Volumes for: Tuesday, February 03, 2009 City: Agoura Hills Project #: 09-5034-037  
**Location:** Palo Comado Canyon Rd S/o Dorothy Dr

AM Period	NB	SB	EB	WB	PM Period	NB	SB	EB	WB
00:00	2	4			12:00	86	110		
00:15	2	1			12:15	69	99		
00:30	3	3			12:30	56	127		
00:45	2	9	7	15	12:45	61	272	84	420
01:00	2	3			13:00	78	98		
01:15	1	1			13:15	53	96		
01:30	2	1			13:30	62	96		
01:45	0	5	2	7	13:45	80	273	121	411
02:00	0	0			14:00	72	97		
02:15	1	1			14:15	52	95		
02:30	0	0			14:30	65	96		
02:45	1	2	0	1	14:45	76	265	98	386
03:00	1	1			15:00	65	179		
03:15	0	3			15:15	75	166		
03:30	1	2			15:30	71	123		
03:45	0	2	1	7	15:45	73	284	109	577
04:00	1	1			16:00	77	133		
04:15	1	0			16:15	83	106		
04:30	1	7			16:30	62	126		
04:45	1	4	12	20	16:45	92	314	100	465
05:00	2	14			17:00	105	148		
05:15	2	9			17:15	87	131		
05:30	3	26			17:30	75	115		
05:45	6	13	31	80	17:45	70	337	97	491
06:00	7	35			18:00	71	123		
06:15	8	51			18:15	50	86		
06:30	31	50			18:30	49	100		
06:45	40	86	96	232	18:45	33	203	83	392
07:00	26	104			19:00	41	80		
07:15	35	103			19:15	37	59		
07:30	67	143			19:30	32	44		
07:45	93	221	143	493	19:45	40	150	38	221
08:00	110	148			20:00	35	60		
08:15	122	159			20:15	21	33		
08:30	87	203			20:30	16	51		
08:45	51	370	148	658	20:45	28	100	31	175
09:00	56	139			21:00	13	49		
09:15	66	106			21:15	20	25		
09:30	53	93			21:30	11	16		
09:45	41	216	103	441	21:45	11	55	19	109
10:00	46	71			22:00	10	10		
10:15	43	88			22:15	17	18		
10:30	45	80			22:30	10	18		
10:45	44	178	79	318	22:45	9	46	7	53
11:00	55	77			23:00	2	11		
11:15	48	87			23:15	12	3		
11:30	56	80			23:30	6	4		
11:45	63	222	86	330	23:45	2	22	1	19
<b>Total Vol.</b>	1328	2602			<b>3930</b>	2321	3719		<b>6040</b>

**Daily Totals**

NB	SB	EB	WB
3649	6321	Combined	
<b>9970</b>			

Split %	AM				PM			
	33.8%	66.2%	39.4%		38.4%	61.6%	60.6%	
<b>Peak Hour</b>	07:45	08:00	06:30	06:30	07:45	16:45	16:30	16:45
<b>Volume</b>	412	658	1065		359	505	853	
<b>P.H.F.</b>	0.84	0.81	0.92		0.85	0.85	0.84	

Prepared by NDS/ATD

Volumes for: Tuesday, February 03, 2009 City: Agoura Hills Project #: 09-5034-038  
**Location:** Chesebro Rd S/o Chesebro Rd

AM Period	NB	SB	EB	WB	PM Period	NB	SB	EB	WB		
00:00	2	4			12:00	64	50				
00:15	0	0			12:15	51	41				
00:30	1	1			12:30	34	68				
00:45	1	4	1	6	10	12:45	48	197	47	206	403
01:00	0	0			13:00	58	37				
01:15	0	1			13:15	39	49				
01:30	1	0			13:30	40	52				
01:45	0	1	0	1	2	13:45	60	197	58	196	393
02:00	0	0			14:00	60	43				
02:15	0	0			14:15	42	37				
02:30	0	0			14:30	57	44				
02:45	0	0	0	0	14:45	54	213	52	176		389
03:00	0	0			15:00	56	90				
03:15	0	0			15:15	40	65				
03:30	1	0			15:30	52	48				
03:45	0	1	2	2	3	15:45	56	204	44	247	451
04:00	0	1			16:00	40	53				
04:15	0	0			16:15	58	49				
04:30	1	1			16:30	54	68				
04:45	0	1	5	7	8	16:45	46	198	56	226	424
05:00	2	5			17:00	77	62				
05:15	0	0			17:15	75	53				
05:30	1	3			17:30	49	46				
05:45	3	6	7	15	21	17:45	44	245	48	209	454
06:00	9	8			18:00	49	47				
06:15	9	16			18:15	39	40				
06:30	11	16			18:30	22	45				
06:45	23	52	35	75	127	18:45	32	142	45	177	319
07:00	9	38			19:00	28	35				
07:15	19	53			19:15	26	26				
07:30	34	61			19:30	20	17				
07:45	52	114	59	211	325	19:45	19	93	22	100	193
08:00	70	74			20:00	25	25				
08:15	73	76			20:15	14	18				
08:30	65	100			20:30	15	21				
08:45	47	255	89	339	594	20:45	11	65	11	75	140
09:00	39	74			21:00	12	17				
09:15	35	38			21:15	13	12				
09:30	48	35			21:30	4	7				
09:45	33	155	40	187	342	21:45	5	34	7	43	77
10:00	29	32			22:00	10	3				
10:15	35	40			22:15	5	14				
10:30	39	38			22:30	3	8				
10:45	38	141	41	151	292	22:45	3	21	6	31	52
11:00	31	38			23:00	3	10				
11:15	41	38			23:15	3	4				
11:30	47	42			23:30	2	3				
11:45	48	167	38	156	323	23:45	0	8	0	17	25

**Total Vol.** 897 1150 **2047** 1617 1703 **3320**

**Daily Totals**

NB	SB	EB	WB
2514	2853	Combined	
<b>5367</b>			

Split %	AM				PM			
	43.8%	56.2%	38.1%		48.7%	51.3%	61.9%	
<b>Peak Hour</b>	07:45	08:00	06:30	06:30	<b>08:00</b>	16:30	16:30	<b>16:30</b>
<b>Volume</b>	260	339	<b>594</b>		252	239	<b>491</b>	
<b>P.H.F.</b>	0.89	0.85	<b>0.90</b>		0.82	0.88	<b>0.88</b>	

Prepared by NDS/ATD

Volumes for: Tuesday, February 03, 2009 City: Agoura Hills Project #: 09-5034-039  
**Location:** Liberty Canyon Rd btwn US-101 NB Ramps & US-101 SB Ramps

AM Period	NB	SB	EB	WB	PM Period	NB	SB	EB	WB
00:00	3	3			12:00	59	24		
00:15	6	3			12:15	50	28		
00:30	2	6			12:30	42	25		
00:45	3	14	1	13	12:45	57	208	15	92
01:00	1	2			13:00	53	28		
01:15	3	2			13:15	48	27		
01:30	2	4			13:30	51	26		
01:45	1	7	2	10	13:45	50	202	19	100
02:00	1	1			14:00	45	28		
02:15	0	0			14:15	51	26		
02:30	0	1			14:30	49	32		
02:45	0	1	0	2	14:45	75	220	26	112
03:00	0	0			15:00	80	35		
03:15	1	0			15:15	63	27		
03:30	0	1			15:30	81	36		
03:45	5	6	0	1	15:45	74	298	54	152
04:00	3	2			16:00	100	33		
04:15	1	0			16:15	74	43		
04:30	2	1			16:30	94	28		
04:45	0	6	2	5	16:45	104	372	42	146
05:00	2	0			17:00	124	26		
05:15	3	0			17:15	123	39		
05:30	6	2			17:30	125	38		
05:45	7	18	2	4	17:45	127	499	38	141
06:00	6	5			18:00	91	44		
06:15	14	2			18:15	80	31		
06:30	16	6			18:30	92	27		
06:45	34	70	6	19	18:45	63	326	27	129
07:00	29	18			19:00	47	26		
07:15	45	15			19:15	57	18		
07:30	70	20			19:30	25	28		
07:45	115	259	38	91	19:45	33	162	12	84
08:00	111	77			20:00	32	16		
08:15	74	70			20:15	27	16		
08:30	48	42			20:30	39	10		
08:45	48	281	24	213	20:45	23	121	15	57
09:00	48	24			21:00	23	13		
09:15	41	23			21:15	16	13		
09:30	41	15			21:30	8	13		
09:45	49	179	18	80	21:45	21	68	9	48
10:00	35	20			22:00	22	7		
10:15	36	16			22:15	15	14		
10:30	32	14			22:30	15	12		
10:45	35	138	18	68	22:45	14	66	14	47
11:00	46	15			23:00	8	7		
11:15	42	20			23:15	6	5		
11:30	46	26			23:30	9	4		
11:45	47	181	19	80	23:45	6	29	6	22
<b>Total Vol.</b>	1160	586			<b>1746</b>	2571	1130		<b>3701</b>

**Daily Totals**

NB	SB	EB	WB
3731	1716	Combined	
<b>5447</b>			

Split %	AM				PM			
	66.4%	33.6%	32.1%		69.5%	30.5%	67.9%	
<b>Peak Hour</b>	07:30	07:45	06:30	06:30	<b>07:30</b>	17:00	15:30	<b>17:00</b>
<b>Volume</b>	370	227	<b>575</b>		499	166	<b>640</b>	
<b>P.H.F.</b>	0.80	0.74	<b>0.76</b>		0.98	0.77	<b>0.97</b>	

Prepared by NDS/ATD

Volumes for: Tuesday, February 03, 2009

City: Agoura Hills

Project #: 09-5034-040

Location: Liberty Canyon Rd N/o Agoura Rd

AM Period	NB	SB	EB	WB	PM Period	NB	SB	EB	WB
00:00	4	5			12:00	59	60		
00:15	0	8			12:15	45	59		
00:30	1	1			12:30	52	44		
00:45	2	7	2	16	12:45	45	201	62	225
01:00	0	1			13:00	47	60		
01:15	1	6			13:15	33	48		
01:30	0	4			13:30	53	60		
01:45	1	2	2	13	13:45	47	180	53	221
02:00	2	0			14:00	58	53		
02:15	1	1			14:15	34	62		
02:30	0	1			14:30	40	46		
02:45	1	4	1	3	14:45	61	193	69	230
03:00	0	0			15:00	66	57		
03:15	1	1			15:15	56	40		
03:30	2	0			15:30	59	66		
03:45	2	5	2	3	15:45	66	247	67	230
04:00	0	0			16:00	78	68		
04:15	0	0			16:15	60	61		
04:30	6	3			16:30	80	64		
04:45	9	15	2	5	16:45	96	314	52	245
05:00	8	5			17:00	117	74		
05:15	2	8			17:15	98	80		
05:30	10	11			17:30	108	67		
05:45	19	39	17	41	17:45	89	412	90	311
06:00	29	9			18:00	74	72		
06:15	20	15			18:15	78	68		
06:30	31	32			18:30	79	65		
06:45	43	123	55	111	18:45	47	278	53	258
07:00	50	33			19:00	44	50		
07:15	70	65			19:15	46	62		
07:30	97	61			19:30	29	27		
07:45	88	305	103	262	19:45	29	148	44	183
08:00	92	136			20:00	20	45		
08:15	65	82			20:15	25	37		
08:30	59	86			20:30	24	36		
08:45	51	267	79	383	20:45	16	85	26	144
09:00	61	58			21:00	18	23		
09:15	48	45			21:15	12	28		
09:30	36	32			21:30	5	33		
09:45	61	206	41	176	21:45	14	49	23	107
10:00	43	30			22:00	12	24		
10:15	36	37			22:15	9	24		
10:30	41	37			22:30	10	19		
10:45	37	157	37	141	22:45	8	39	13	80
11:00	41	30			23:00	3	13		
11:15	46	36			23:15	5	11		
11:30	41	29			23:30	3	14		
11:45	43	171	52	147	23:45	6	17	5	43
<b>Total Vol.</b>	<b>1301</b>	<b>1301</b>			<b>2602</b>		<b>2163</b>	<b>2277</b>	<b>4440</b>

Daily Totals

NB	SB	EB	WB
3464	3578	Combined	
<b>7042</b>			

Split %	AM				PM			
	50.0%	50.0%	36.9%		48.7%	51.3%	63.1%	
Peak Hour	07:15	07:45	06:30	06:30	07:30	16:45	17:00	17:00
Volume	347	407	724			419	311	723
P.H.F.	0.89	0.75	0.79			0.90	0.86	0.95

Prepared by NDS/ATD

Volumes for: Tuesday, February 03, 2009 City: Agoura Hills Project #: 09-5034-041  
**Location:** Agoura Rd W/o Liberty Canyon Rd

AM Period	NB	SB	EB	WB	PM Period	NB	SB	EB	WB			
00:00			1	2	12:00			40	36			
00:15			1	2	12:15			41	54			
00:30			2	1	12:30			72	41			
00:45			0	4	0	5	9	59	212	41	172	384
01:00			0	0	13:00			45	37			
01:15			0	0	13:15			46	31			
01:30			1	2	13:30			45	38			
01:45			0	1	0	2	3	53	189	52	158	347
02:00			1	0	14:00			42	37			
02:15			0	0	14:15			32	39			
02:30			1	0	14:30			42	36			
02:45			0	2	0	0	2	31	147	32	144	291
03:00			0	0	15:00			77	47			
03:15			0	0	15:15			68	44			
03:30			0	0	15:30			47	50			
03:45			0	0	0	0		48	240	43	184	424
04:00			1	0	16:00			50	47			
04:15			0	0	16:15			35	39			
04:30			2	0	16:30			49	59			
04:45			2	5	0	0	5	66	200	46	191	391
05:00			3	0	17:00			66	62			
05:15			4	1	17:15			51	66			
05:30			1	3	17:30			58	48			
05:45			14	22	6	10	32	41	216	39	215	431
06:00			12	7	18:00			65	45			
06:15			12	6	18:15			37	37			
06:30			14	15	18:30			34	44			
06:45			26	64	24	52	116	42	178	37	163	341
07:00			25	15	19:00			25	22			
07:15			39	22	19:15			17	22			
07:30			33	50	19:30			15	15			
07:45			33	130	58	145	275	19	76	16	75	151
08:00			41	68	20:00			21	15			
08:15			40	92	20:15			14	13			
08:30			47	58	20:30			22	11			
08:45			40	168	63	281	449	16	73	11	50	123
09:00			40	47	21:00			10	12			
09:15			42	45	21:15			10	4			
09:30			28	25	21:30			9	6			
09:45			22	132	32	149	281	8	37	9	31	68
10:00			31	29	22:00			7	11			
10:15			31	20	22:15			5	9			
10:30			28	26	22:30			8	11			
10:45			28	118	29	104	222	2	22	2	33	55
11:00			32	27	23:00			0	7			
11:15			25	26	23:15			3	2			
11:30			29	43	23:30			3	2			
11:45			35	121	45	141	262	0	6	4	15	21

**Total Vol.** 767 889 1656 1596 1431 3027

**Daily Totals**

NB	SB	EB	WB
		2363	2320
<b>4683</b>			

Split %	AM			PM				
	46.3%	53.7%	35.4%	52.7%	47.3%	64.6%		
<b>Peak Hour</b>	06:30	06:30	08:30	08:00	<b>08:00</b>	16:45	16:30	<b>16:30</b>
<b>Volume</b>			169	281	<b>449</b>	241	233	<b>465</b>
<b>P.H.F.</b>			0.90	0.76	<b>0.85</b>	0.91	0.90	<b>0.91</b>

Prepared by NDS/ATD

Volumes for: Tuesday, February 03, 2009 City: Agoura Hills Project #: 09-5034-042  
**Location:** Agoura Rd E/o Liberty Canyon Rd

AM Period	NB	SB	EB	WB	PM Period	NB	SB	EB	WB			
00:00			1	3	12:00			41	51			
00:15			2	2	12:15			55	60			
00:30			0	1	12:30			65	50			
00:45			1	4	2	8	12	67	228	48	209	437
01:00			0	1	13:00			57	50			
01:15			0	1	13:15			59	32			
01:30			0	0	13:30			60	44			
01:45			0	0	1	3	3	54	230	53	179	409
02:00			0	1	14:00			44	41			
02:15			0	0	14:15			50	39			
02:30			0	1	14:30			37	43			
02:45			1	1	0	2	3	44	175	54	177	352
03:00			0	0	15:00			64	48			
03:15			0	0	15:15			66	68			
03:30			0	1	15:30			62	88			
03:45			0	0	0	1	1	42	234	55	259	493
04:00			0	0	16:00			48	84			
04:15			2	0	16:15			39	62			
04:30			4	0	16:30			48	79			
04:45			4	10	0	0	10	40	175	84	309	484
05:00			6	1	17:00			56	131			
05:15			10	1	17:15			51	116			
05:30			5	3	17:30			60	115			
05:45			30	51	5	10	61	58	225	93	455	680
06:00			21	8	18:00			82	90			
06:15			30	8	18:15			47	75			
06:30			36	13	18:30			43	76			
06:45			70	157	19	48	205	33	205	56	297	502
07:00			47	15	19:00			24	64			
07:15			91	17	19:15			20	46			
07:30			57	29	19:30			15	36			
07:45			67	262	42	103	365	18	77	29	175	252
08:00			104	52	20:00			20	18			
08:15			84	50	20:15			12	25			
08:30			99	49	20:30			13	19			
08:45			88	375	65	216	591	14	59	16	78	137
09:00			71	48	21:00			11	16			
09:15			63	41	21:15			9	7			
09:30			36	23	21:30			12	9			
09:45			33	203	31	143	346	11	43	15	47	90
10:00			31	31	22:00			6	15			
10:15			40	25	22:15			4	9			
10:30			35	31	22:30			1	7			
10:45			42	148	28	115	263	3	14	4	35	49
11:00			37	33	23:00			0	7			
11:15			22	33	23:15			2	3			
11:30			27	41	23:30			3	2			
11:45			42	128	51	158	286	0	5	7	19	24

**Total Vol.** 1339 807 2146 1670 2239 3909

**Daily Totals**

NB	SB	EB	WB
Combined		3009	3046
<b>6055</b>			

Split %	AM			PM				
	62.4%	37.6%	35.4%	42.7%	57.3%	64.6%		
<b>Peak Hour</b>	06:30	06:30	08:00	08:00	08:00	17:15	17:00	17:00
<b>Volume</b>			375	216	<b>591</b>	251	455	<b>680</b>
<b>P.H.F.</b>			0.90	0.83	<b>0.95</b>	0.77	0.76	<b>0.91</b>

Prepared by NDS/ATD

Volumes for: Tuesday, February 03, 2009

City: Agoura Hills

Project #: 09-5034-043

Location: Liberty Canyon Rd S/o Agoura Rd

AM Period	NB	SB	EB	WB	PM Period	NB	SB	EB	WB
00:00	3	5			12:00	27	31		
00:15	0	7			12:15	32	32		
00:30	2	3			12:30	29	33		
00:45	1	6	3	18	12:45	34	122	35	131
01:00	0	2			13:00	33	35		
01:15	0	4			13:15	24	24		
01:30	1	5			13:30	44	33		
01:45	1	2	3	14	13:45	32	133	37	129
02:00	0	0			14:00	36	28		
02:15	1	1			14:15	34	37		
02:30	0	3			14:30	22	38		
02:45	1	2	0	4	14:45	35	127	43	146
03:00	0	0			15:00	48	53		
03:15	1	1			15:15	45	50		
03:30	1	0			15:30	38	60		
03:45	2	4	1	2	15:45	42	173	57	220
04:00	0	1			16:00	35	62		
04:15	3	1			16:15	39	42		
04:30	6	1			16:30	41	51		
04:45	8	17	0	3	16:45	33	148	51	206
05:00	4	0			17:00	31	67		
05:15	2	2			17:15	34	56		
05:30	8	2			17:30	42	66		
05:45	15	29	2	6	17:45	36	143	60	249
06:00	26	1			18:00	33	62		
06:15	22	3			18:15	48	58		
06:30	27	4			18:30	40	45		
06:45	37	112	9	17	18:45	26	147	55	220
07:00	48	15			19:00	18	60		
07:15	80	19			19:15	28	60		
07:30	85	21			19:30	20	35		
07:45	75	288	38	93	19:45	18	84	36	191
08:00	77	37			20:00	13	37		
08:15	80	25			20:15	17	36		
08:30	63	36			20:30	16	38		
08:45	40	260	27	125	20:45	13	59	29	140
09:00	53	26			21:00	10	17		
09:15	47	20			21:15	15	32		
09:30	34	18			21:30	4	24		
09:45	45	179	19	83	21:45	5	34	16	89
10:00	33	22			22:00	5	20		
10:15	31	22			22:15	6	19		
10:30	36	29			22:30	1	12		
10:45	36	136	21	94	22:45	7	19	10	61
11:00	29	21			23:00	5	13		
11:15	37	29			23:15	5	8		
11:30	31	20			23:30	4	11		
11:45	27	124	29	99	23:45	3	17	4	36
<b>Total Vol.</b>	<b>1159</b>	<b>558</b>			<b>1717</b>		<b>1206</b>	<b>1818</b>	<b>3024</b>

Daily Totals

NB	SB	EB	WB
2365	2376	Combined	
<b>4741</b>			

Split %	AM				PM			
	67.5%	32.5%	36.2%		39.9%	60.1%	63.8%	
Peak Hour	07:15	07:45	06:30	06:30	07:30	17:30	17:00	17:30
Volume	317	136	438		159	249	405	
P.H.F.	0.93	0.89	0.96		0.83	0.93	0.94	

**APPENDIX B:  
TAZ INTERNALIZATION WORKSHEETS**



**PROJECT TITLE:** AGOURA HILLS GP UPDATE  
**PROJECT #:** TAZ 2  
**ANALYST:** SRF  
**DATE:** 10/2/2009

**TRIP GENERATION**

This spreadsheet is intended for estimating trip generation and internal capture for multi-use developments. It uses the information provided in the ITE *Trip Generation Handbook*, Chapter 7 March 2001. **(Please read comments and instructions at the right of the tables.)**

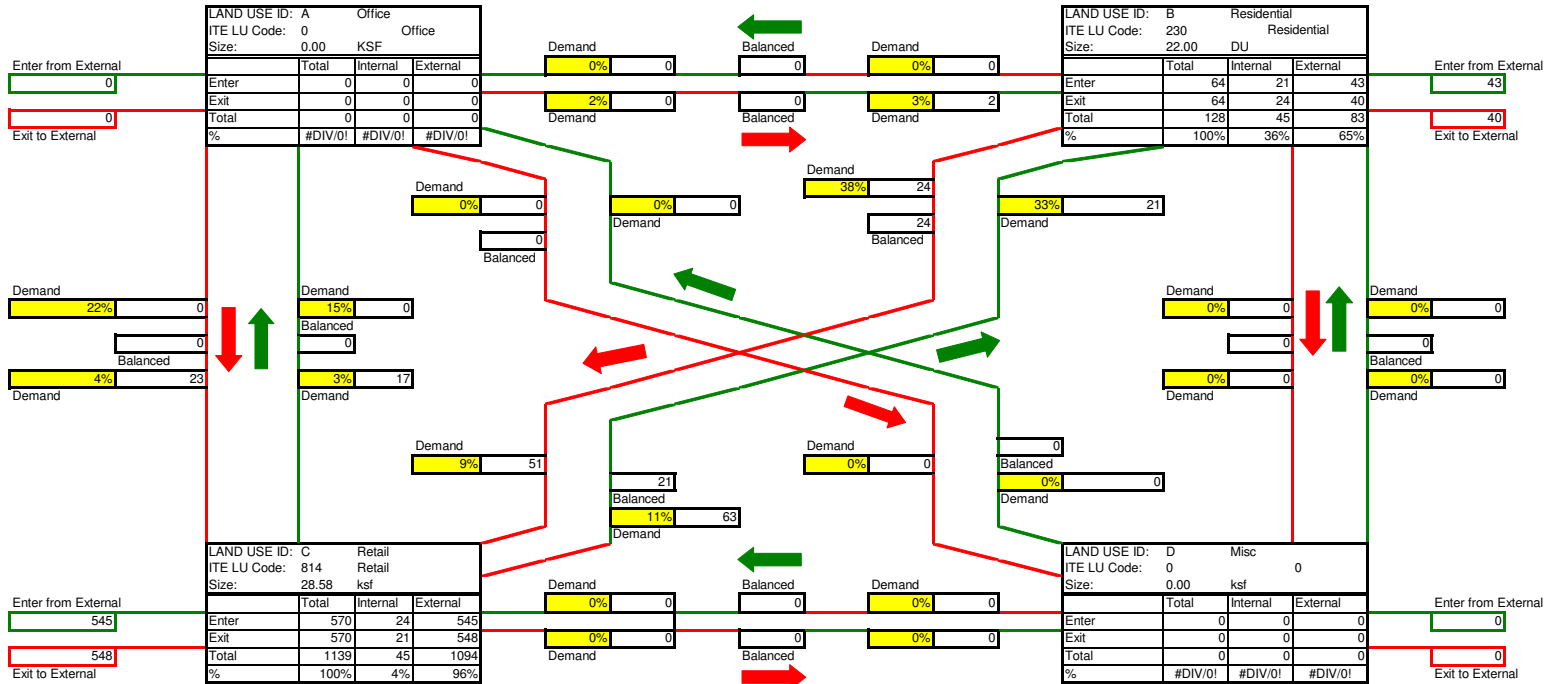
Trips entered are directly from development of the AHGP trip gen using ITE8th & AVSP.

ID	Project Description (1)	Land Use (2)	ITE Code (3)	Size (4)	Units (5)	Rates (6)				Directional Distribution (7)						Total Trips			Inbound and Outbound Trips									
						Daily	A.M.	P.M.	Midday	A.M.		P.M.		Midday		Daily	A.M.	P.M.	Midday	A.M.		P.M.		Midday				
										Entering	Exiting	Entering	Exiting	Entering	Exiting					Entering	Exiting	Entering	Exiting	Entering	Exiting			
A	Office	Office			KSF	#NUM!	#NUM!	#DIV/0!	0.00	88%	12%	17%	83%	0%	0%													
B	Residential	Residential	230	22.00	DU	11.74	1.13	1.25	0.00	25%	75%	63%	37%	0%	0%	128	10	11		2	8	7	4					
C	Retail	Retail	814	28.58	ksf	105.28	1.03	9.58	16.63	61%	39%	48%	52%	48%	52%	1,139	19	69		12	7	30	39					
D		Misc		0.00	ksf	0.00	0.00	0.00	0.00	0%	0%	0%	0%	0%	0%													
<b>TOTAL</b>																<b>1,267</b>	<b>29</b>	<b>80</b>	<b>0</b>	<b>14</b>	<b>15</b>	<b>37</b>	<b>43</b>	<b>0</b>	<b>0</b>			
INTERNAL CAPTURE %																7%	22%	11%	#DIV/0!	22%	22%	11%	11%	#DIV/0!	#DIV/0!			
INTERNAL TRIPS																91	6	9	#DIV/0!	3	3	4	5	#DIV/0!	#DIV/0!			
<b>NET TOTAL</b>																<b>1,176</b>	<b>23</b>	<b>71</b>	<b>#DIV/0!</b>	<b>11</b>	<b>12</b>	<b>33</b>	<b>38</b>	<b>#DIV/0!</b>	<b>#DIV/0!</b>			

Analyst: SRF  
 Date: 10/2/2009  
 Project #: TAZ 2

**MULTI-USE DEVELOPMENT  
 TRIP GENERATION  
 AND INTERNAL CAPTURE SUMMARY**

Name of Development/Tile: **AGOURA HILLS GP UPDATE**  
 Time Period: **Daily**



Land Use ID	A	B	C	D	Total
Enter	0	43	545	0	588
Exit	0	40	548	0	588
Total	0	83	1094	0	1176
Single-Use Trip Gen. Est.	0	128	1139	0	1267

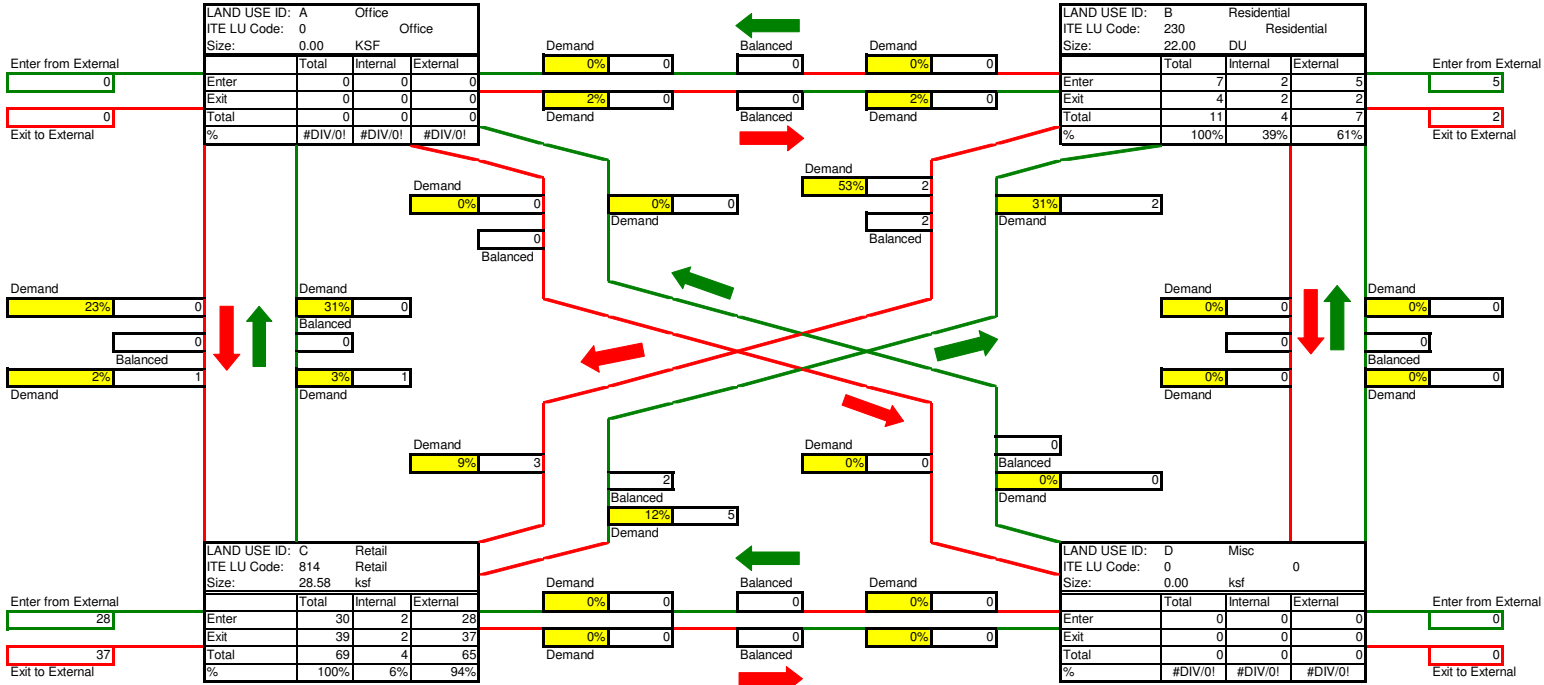
INTERNAL CAPTURE

7%

Analyst: SRF  
 Date: 10/2/2009  
 Project #: TAZ 2

**MULTI-USE DEVELOPMENT  
 TRIP GENERATION  
 AND INTERNAL CAPTURE SUMMARY**

Name of Development/Title: **AGOURA HILLS GP UPDATE**  
 Time Period: **PM Peak Hour**



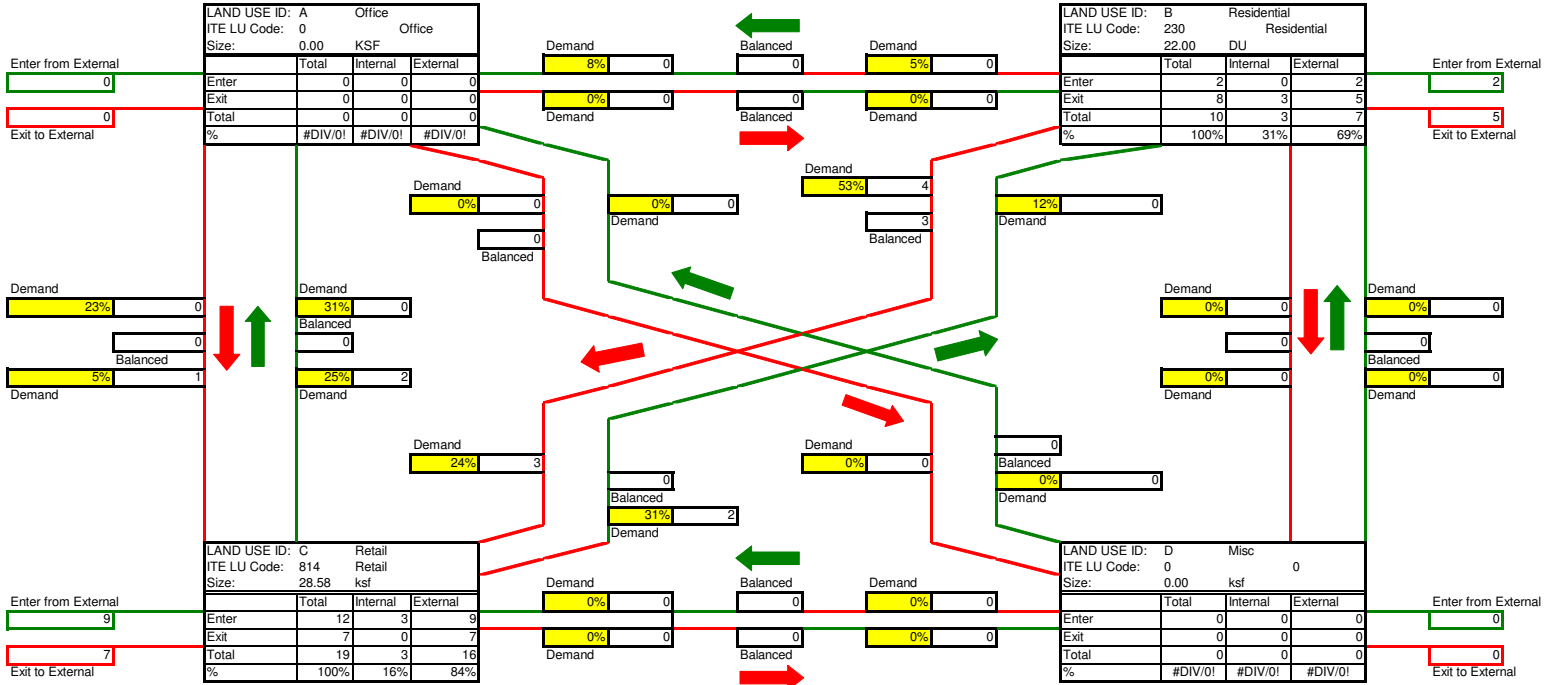
Net External Trips for Multi-Use Development					
Land Use ID	A	B	C	D	Total
Enter	0	5	28	0	33
Exit	0	2	37	0	39
Total	0	7	65	0	71
Single-Use Trip Gen. Est.	0	11	69	0	80
					11%

**INTERNAL CAPTURE**

Analyst: SRF  
 Date: 10/2/2009  
 Project #: TAZ 2

**MULTI-USE DEVELOPMENT  
 TRIP GENERATION  
 AND INTERNAL CAPTURE SUMMARY**

Name of Development/Title: **AGOURA HILLS GP UPDATE**  
 Time Period: **AM Peak Hour**



Net External Trips for Multi-Use Development					
Land Use ID	A	B	C	D	Total
Enter	0	2	9	0	11
Exit	0	5	7	0	12
Total	0	7	16	0	23
Single-Use Trip Gen. Est.	0	10	19	0	29

**INTERNAL CAPTURE**

22%

**PROJECT TITLE:** AGOURA HILLS GP UPDATE  
**PROJECT #:** TAZ 5  
**ANALYST:** SRF  
**DATE:** 10/2/2009

**TRIP GENERATION**

This spreadsheet is intended for estimating trip generation and internal capture for multi-use developments. It uses the information provided in the ITE *Trip Generation Handbook*, Chapter 7 March 2001. **(Please read comments and instructions at the right of the tables.)**

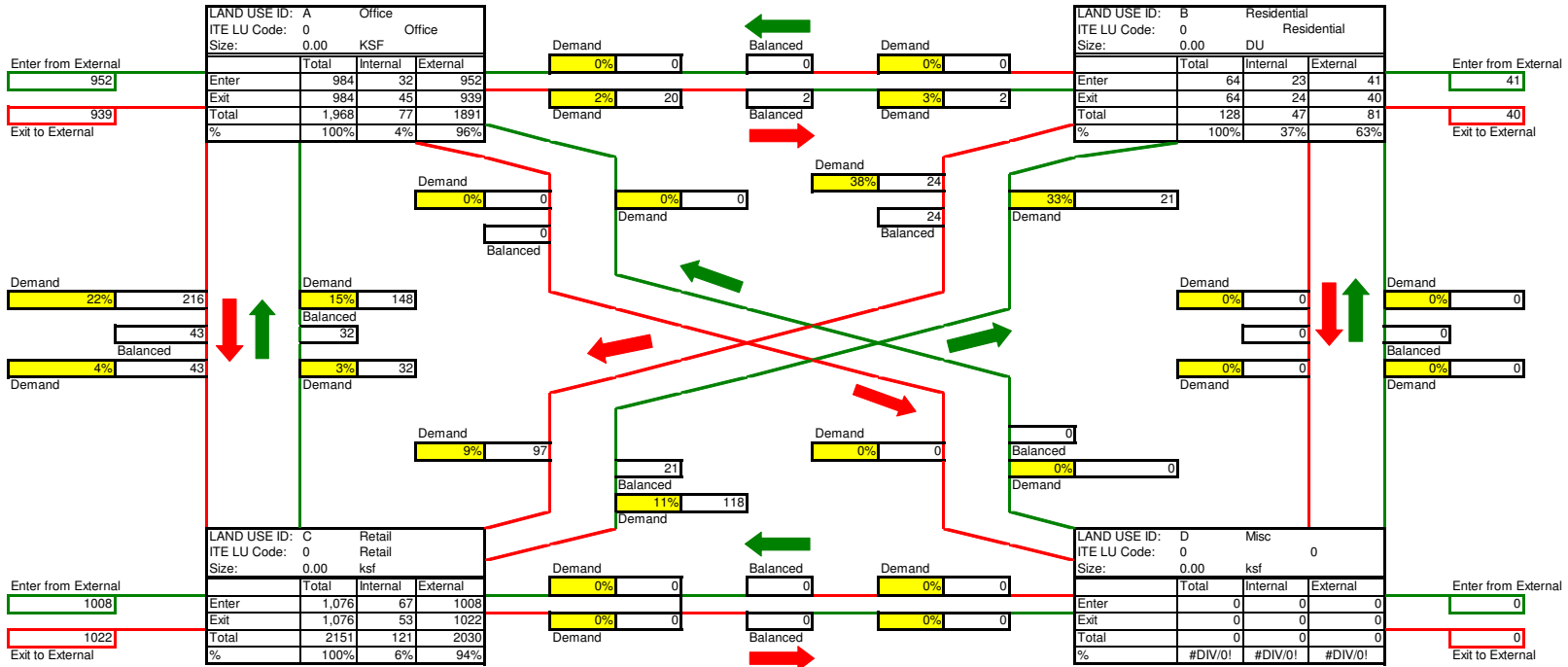
Trips entered are directly from development of the AHGP trip gen using ITE8th & AVSP.

ID	Project Description (1)	Land Use (2)	ITE Code (3)	Size (4)	Units (5)	Rates (6)				Directional Distribution (7)						Total Trips				Inbound and Outbound Trips					
						Daily	A.M.	P.M.	Midday	A.M.		P.M.		Midday		Daily	A.M.	P.M.	Midday	A.M.		P.M.		Midday	
										Entering	Exiting	Entering	Exiting	Entering	Exiting					Entering	Exiting	Entering	Exiting	Entering	Exiting
A	Office	Office			KSF	#NUM!	#NUM!	#DIV/0!	0.00	88%	12%	17%	83%	0%	0%	1,968	305	284		272	33	40	244		
B	Residential	Residential			DU	#NUM!	#DIV/0!	#NUM!	0.00	25%	75%	63%	37%	0%	0%	128	10	11		2	8	7	4		
C	Retail	Retail			ksf	#NUM!	1.03	#NUM!	#NUM!	61%	39%	48%	52%	48%	52%	2,151	39	146		22	13	57	74		
D		Misc		0.00	ksf	0.00	0.00	0.00	0.00	0%	0%	0%	0%	0%	0%										
<b>TOTAL</b>																<b>4,247</b>	<b>354</b>	<b>441</b>	<b>0</b>	<b>296</b>	<b>54</b>	<b>104</b>	<b>322</b>	<b>0</b>	<b>0</b>
INTERNAL CAPTURE %																6%	5%	4%	#DIV/0!	5%	5%	4%	4%	#DIV/0!	#DIV/0!
INTERNAL TRIPS																245	19	16	#DIV/0!	16	3	4	12	#DIV/0!	#DIV/0!
<b>NET TOTAL</b>																<b>4,002</b>	<b>335</b>	<b>425</b>	<b>#DIV/0!</b>	<b>280</b>	<b>51</b>	<b>100</b>	<b>310</b>	<b>#DIV/0!</b>	<b>#DIV/0!</b>

Analyst: SRF  
Date: 10/2/2009  
Project #: TAZ 5

**MULTI-USE DEVELOPMENT  
TRIP GENERATION  
AND INTERNAL CAPTURE SUMMARY**

Name of Development/Tile: AGOURA HILLS GP UPDATE  
Time Period: Daily



Net External Trips for Multi-Use Development					
Land Use ID	A	B	C	D	Total
Enter	952	41	1008	0	2001
Exit	939	40	1022	0	2001
Total	1891	81	2030	0	4002
Single-Use Trip Gen. Est.	1968	128	2151	0	4247

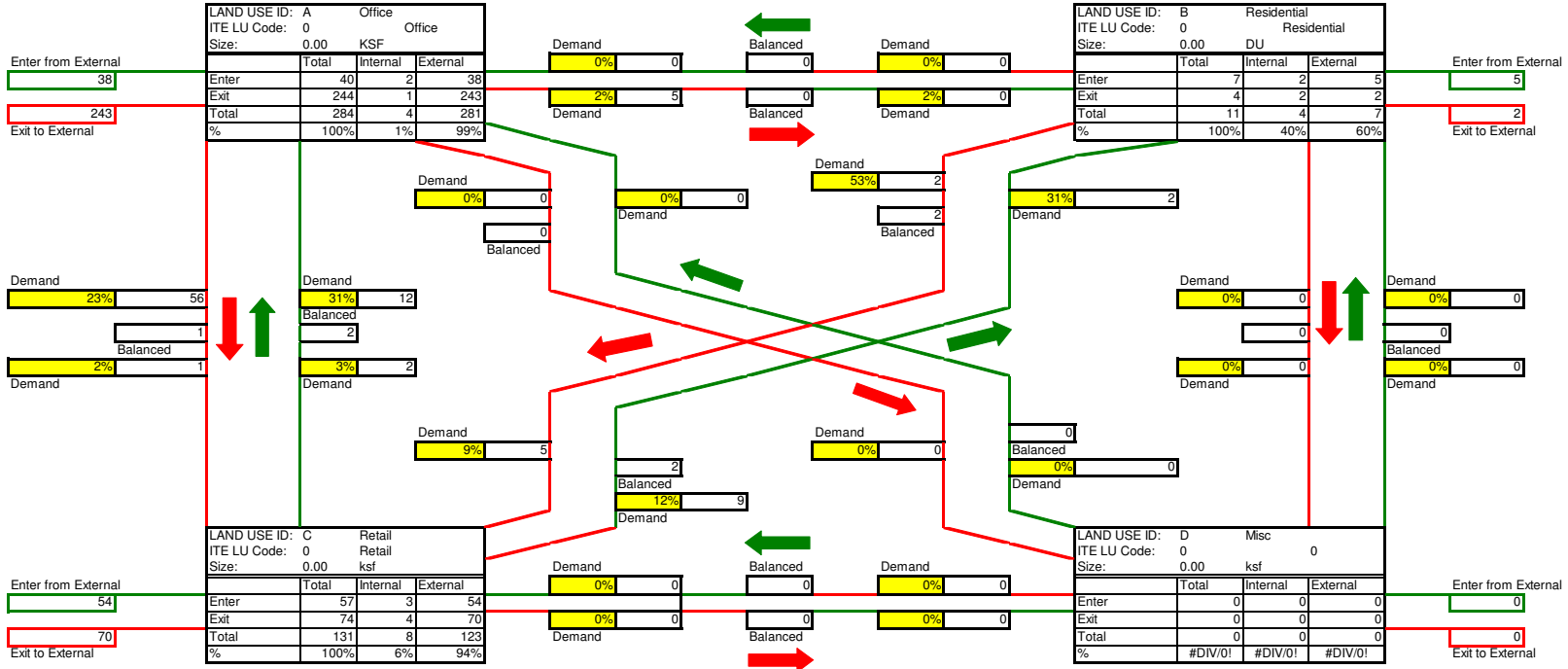
INTERNAL CAPTURE

6%

Analyst: SRF  
 Date: 10/2/2009  
 Project #: TAZ 5

**MULTI-USE DEVELOPMENT  
 TRIP GENERATION  
 AND INTERNAL CAPTURE SUMMARY**

Name of Development/Title: AGOURA HILLS GP UPDATE  
 Time Period: PM Peak Hour

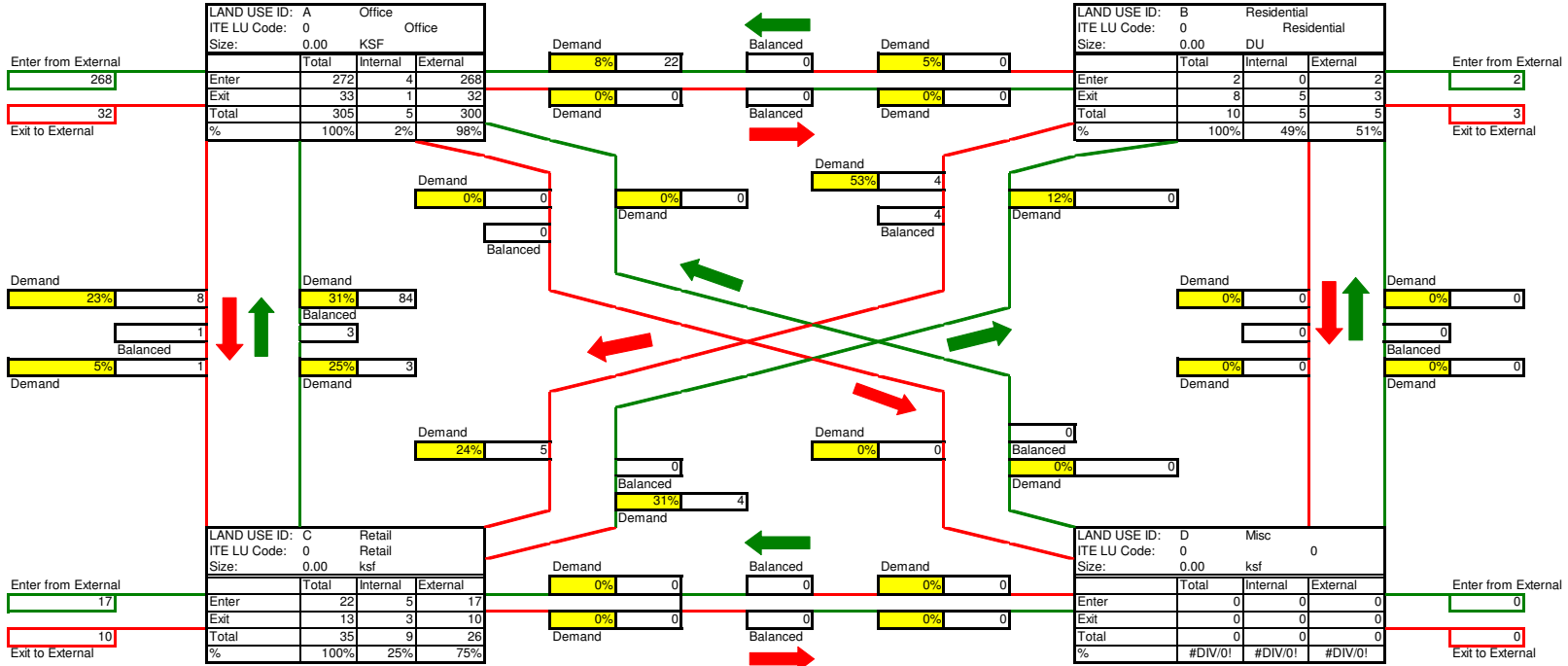


Net External Trips for Multi-Use Development					
Land Use ID	A	B	C	D	Total
Enter	38	5	54	0	96
Exit	243	2	70	0	314
Total	281	7	123	0	410
Single-Use Trip Gen. Est.	284	11	131	0	426
					INTERNAL CAPTURE 4%

Analyst: SRF  
 Date: 10/2/2009  
 Project #: TAZ 5

**MULTI-USE DEVELOPMENT  
 TRIP GENERATION  
 AND INTERNAL CAPTURE SUMMARY**

Name of Development/Title: AGOURA HILLS GP UPDATE  
 Time Period: AM Peak Hour



Net External Trips for Multi-Use Development					
Land Use ID	A	B	C	D	Total
Enter	268	2	17	0	287
Exit	32	3	10	0	45
Total	300	5	26	0	332
Single-Use Trip Gen. Est.	305	10	35	0	350

**INTERNAL CAPTURE 5%**



**PROJECT TITLE:** AGOURA HILLS GP UPDATE  
**PROJECT #:** TAZ 6  
**ANALYST:** SRF  
**DATE:** 10/2/2009

**TRIP GENERATION**

This spreadsheet is intended for estimating trip generation and internal capture for multi-use developments. It uses the information provided in the ITE *Trip Generation Handbook*, Chapter 7 March 2001. **(Please read comments and instructions at the right of the tables.)**

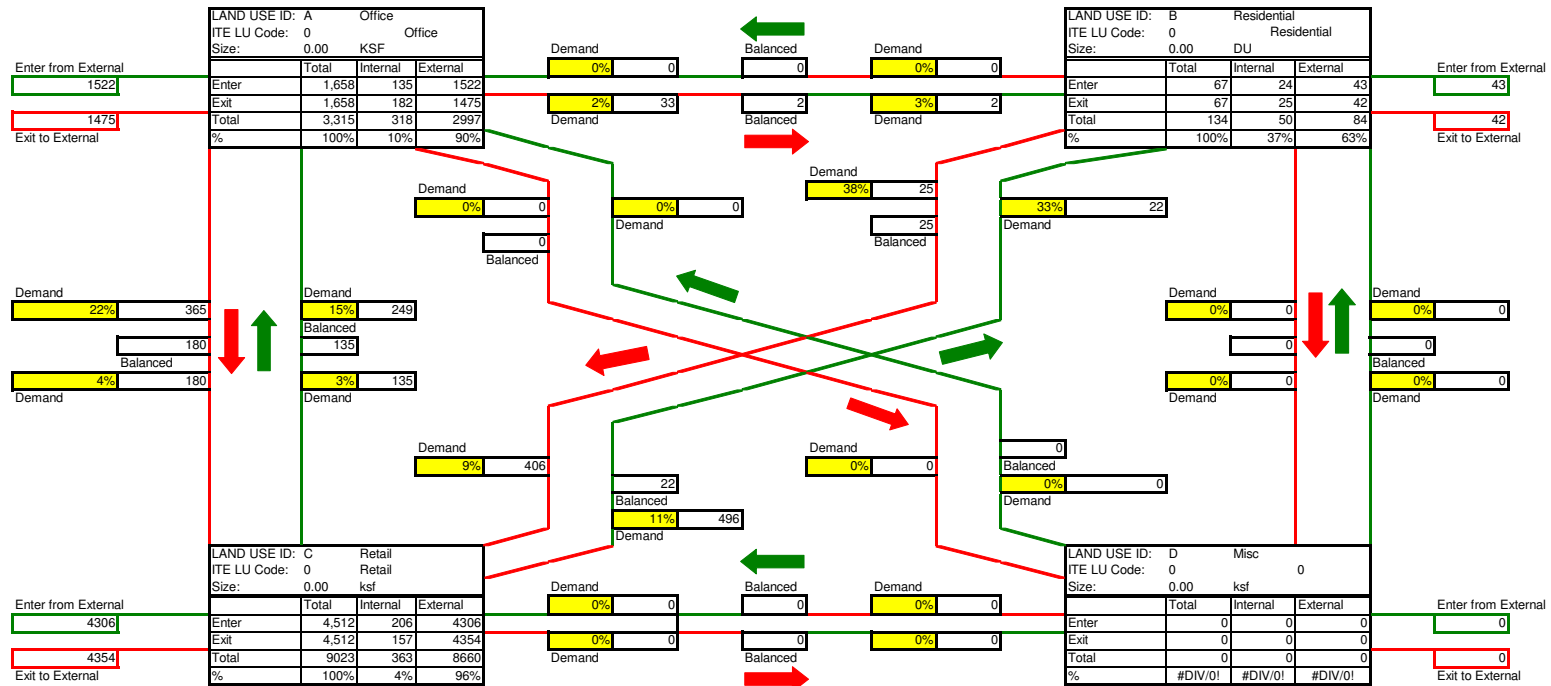
Trips entered are directly from development of the AHGP trip gen using ITE8th & AVSP.

ID	Project Description (1)	Land Use (2)	ITE Code (3)	Size (4)	Units (5)	Rates (6)				Directional Distribution (7)						Total Trips				Inbound and Outbound Trips					
						Daily	A.M.	P.M.	Midday	A.M.		P.M.		Midday		Daily	A.M.	P.M.	Midday	A.M.		P.M.		Midday	
										Entering	Exiting	Entering	Exiting	Entering	Exiting					Entering	Exiting	Entering	Exiting	Entering	Exiting
A	Office	Office			KSF	#NUM!	#NUM!	#DIV/0!	0.00	88%	12%	17%	83%	0%	0%	3,315	310	393		262	48	81	312		
B	Residential	Residential			DU	#NUM!	#DIV/0!	#NUM!	0.00	25%	75%	63%	37%	0%	0%	134	11	14		3	8	9	5		
C	Retail	Retail			ksf	#NUM!	1.03	#NUM!	#NUM!	61%	39%	48%	52%	48%	52%	9,023	198	840		121	77	418	422		
D		Misc		0.00	ksf	0.00	0.00	0.00	0.00	0%	0%	0%	0%	0%	0%										
<b>TOTAL</b>															<b>12,472</b>	<b>519</b>	<b>1,247</b>	<b>0</b>	<b>386</b>	<b>133</b>	<b>508</b>	<b>739</b>	<b>0</b>	<b>0</b>	
INTERNAL CAPTURE %															6%	12%	4%	#DIV/0!	12%	12%	4%	4%	#DIV/0!	#DIV/0!	
INTERNAL TRIPS															731	61	53	#DIV/0!	45	16	22	32	#DIV/0!	#DIV/0!	
<b>NET TOTAL</b>															<b>11,741</b>	<b>458</b>	<b>1,194</b>	<b>#DIV/0!</b>	<b>341</b>	<b>117</b>	<b>486</b>	<b>707</b>	<b>#DIV/0!</b>	<b>#DIV/0!</b>	

Analyst: SRF  
Date: 10/2/2009  
Project #: TAZ 6

**MULTI-USE DEVELOPMENT  
TRIP GENERATION  
AND INTERNAL CAPTURE SUMMARY**

Name of Development/Tile: AGOURA HILLS GP UPDATE  
Time Period: Daily



Net External Trips for Multi-Use Development					
Land Use ID	A	B	C	D	Total
Enter	1522	43	4306	0	5871
Exit	1475	42	4354	0	5871
Total	2997	84	8660	0	11741
Single-Use Trip Gen. Est.	3315	134	9023	0	12472

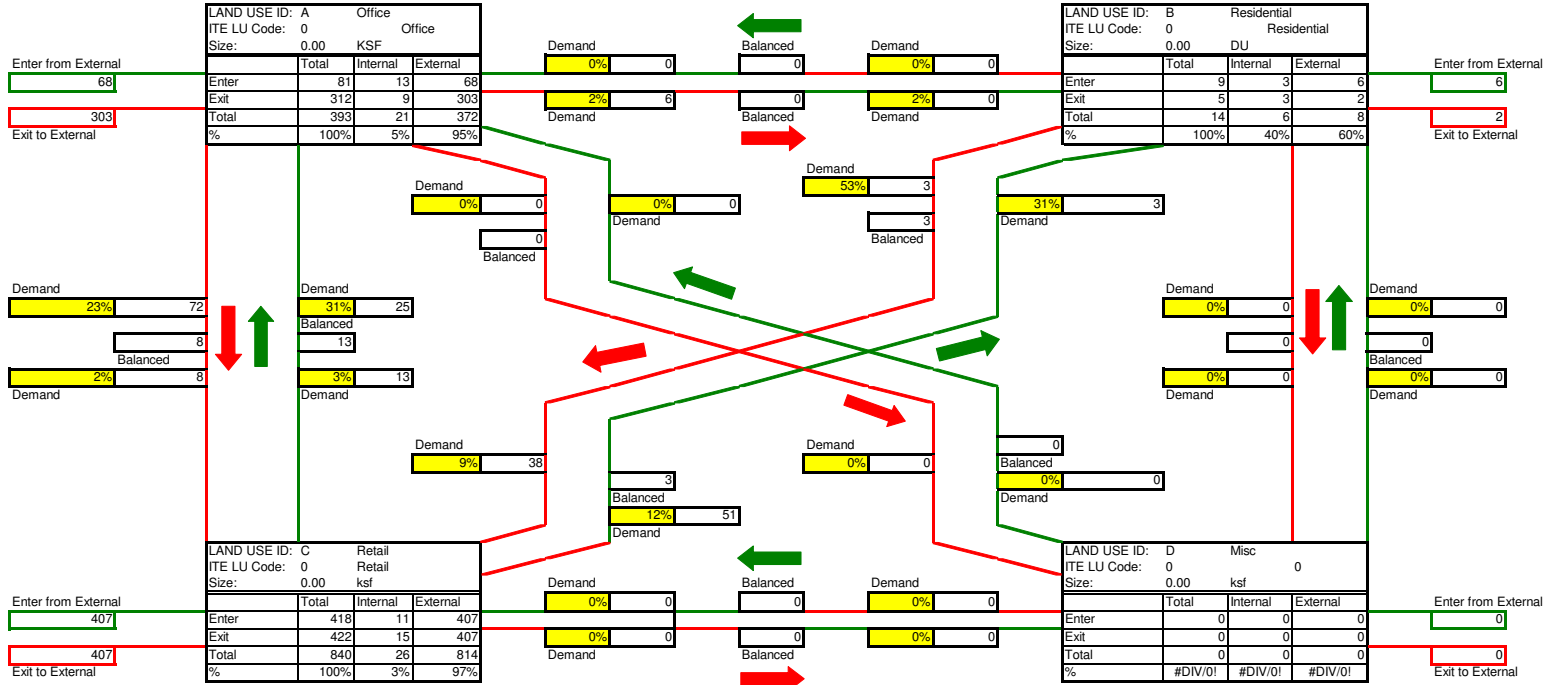
INTERNAL CAPTURE

6%

Analyst: SRF  
Date: 10/2/2009  
Project #: TAZ 6

**MULTI-USE DEVELOPMENT  
TRIP GENERATION  
AND INTERNAL CAPTURE SUMMARY**

Name of Development/Title: **AGOURA HILLS GP UPDATE**  
Time Period: **PM Peak Hour**



Net External Trips for Multi-Use Development					
Land Use ID	A	B	C	D	Total
Enter	68	6	407	0	481
Exit	303	2	407	0	712
Total	372	8	814	0	1194
Single-Use Trip Gen. Est.	393	14	840	0	1247

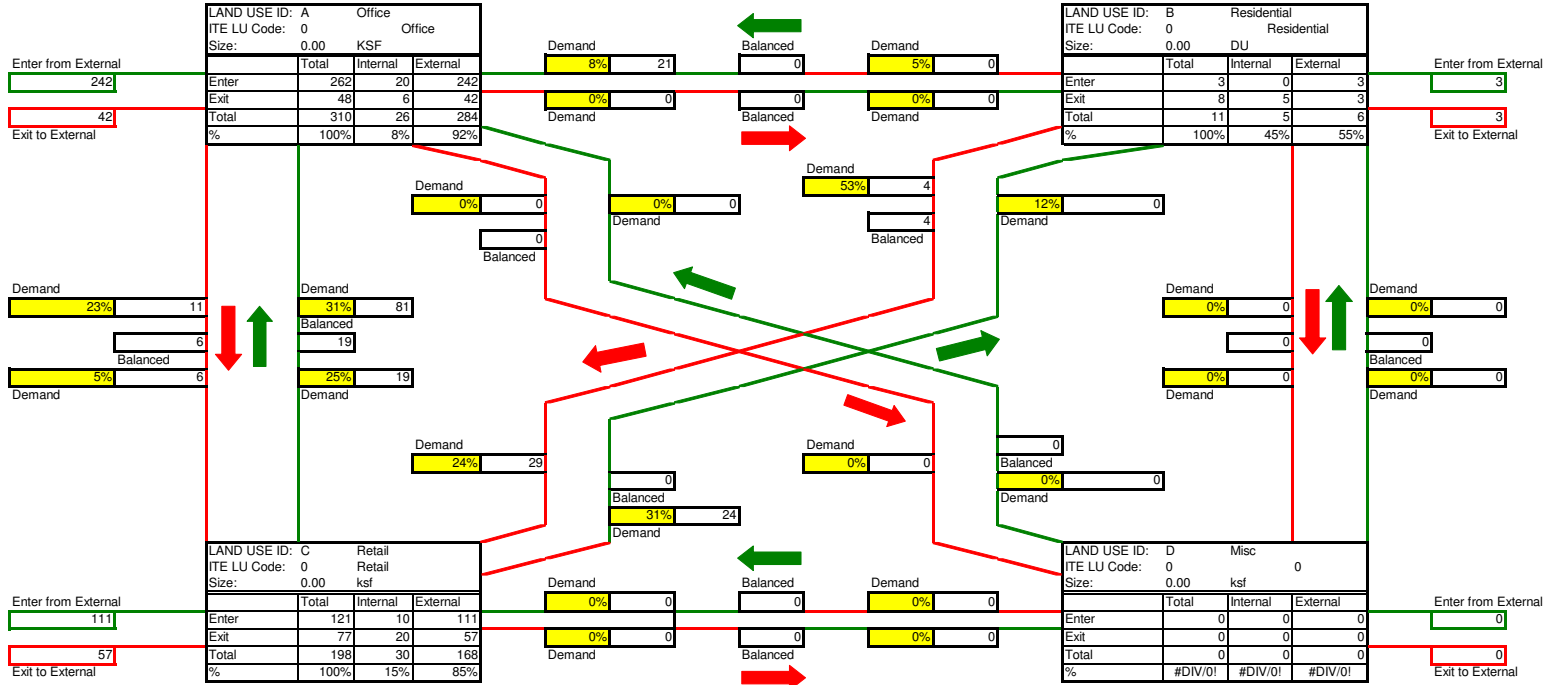
INTERNAL CAPTURE

4%

Analyst: SRF  
Date: 10/2/2009  
Project #: TAZ 6

**MULTI-USE DEVELOPMENT  
TRIP GENERATION  
AND INTERNAL CAPTURE SUMMARY**

Name of Development/Title: **AGOURA HILLS GP UPDATE**  
Time Period: **AM Peak Hour**



Net External Trips for Multi-Use Development					
Land Use ID	A	B	C	D	Total
Enter	242	3	111	0	356
Exit	42	3	57	0	103
Total	284	6	168	0	458
Single-Use Trip Gen. Est.	310	11	198	0	519

INTERNAL CAPTURE

12%

**PROJECT TITLE:** AGOURA HILLS GP UPDATE  
**PROJECT #:** TAZ 7  
**ANALYST:** SRF  
**DATE:** 10/2/2009

**TRIP GENERATION**

This spreadsheet is intended for estimating trip generation and internal capture for multi-use developments. It uses the information provided in the ITE *Trip Generation Handbook*, Chapter 7 March 2001. **(Please read comments and instructions at the right of the tables.)**

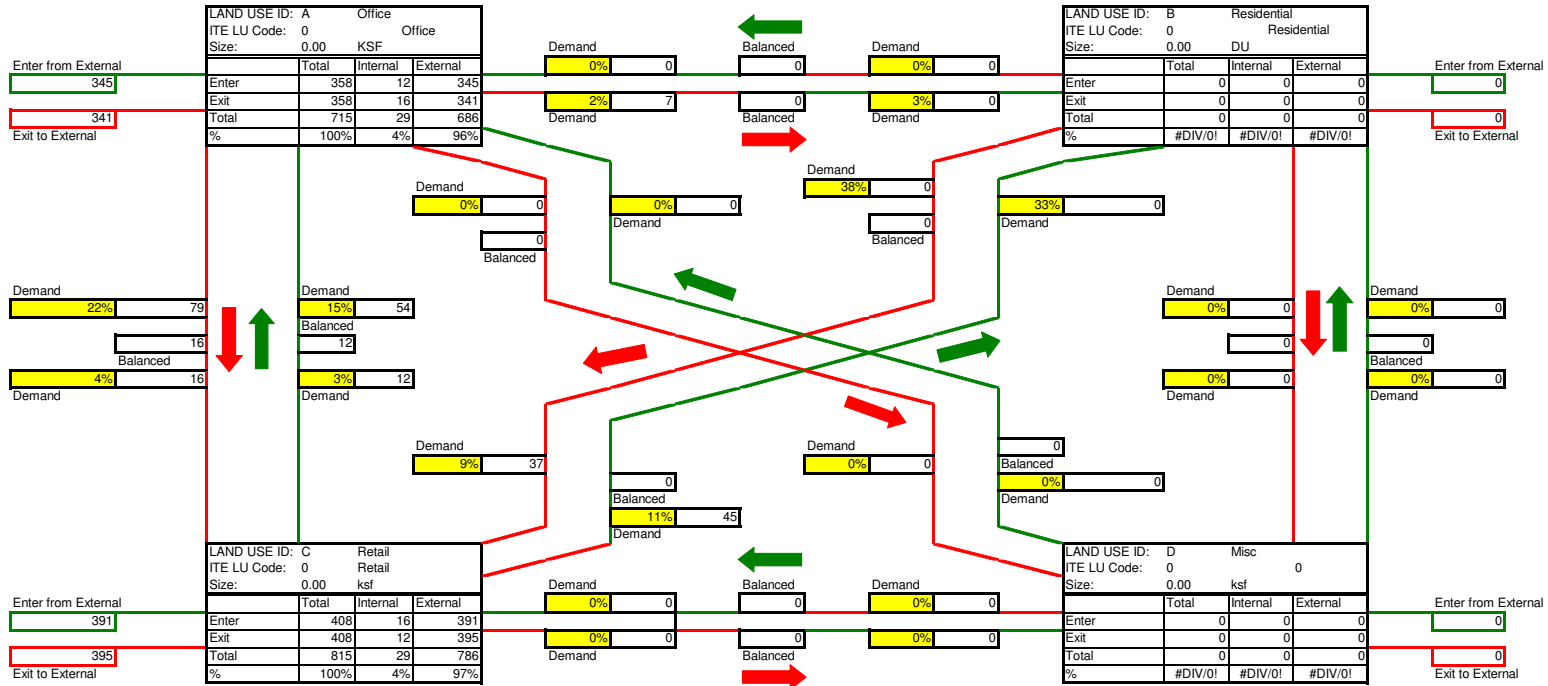
Trips entered are directly from development of the AHGP trip gen using ITE8th & AVSP.

ID	Project Description (1)	Land Use (2)	ITE Code (3)	Size (4)	Units (5)	Rates (6)				Directional Distribution (7)						Total Trips				Inbound and Outbound Trips					
						Daily	A.M.	P.M.	Midday	A.M.		P.M.		Midday		Daily	A.M.	P.M.	Midday	A.M.		P.M.		Midday	
										Entering	Exiting	Entering	Exiting	Entering	Exiting					Entering	Exiting	Entering	Exiting	Entering	Exiting
A	Office	Office			KSF	#NUM!	#NUM!	#DIV/0!	0.00	88%	12%	17%	83%	0%	0%	715	81	139		72	9	19	120		
B	Residential	Residential			DU	#NUM!	#DIV/0!	#NUM!	0.00	25%	75%	63%	37%	0%	0%										
C	Retail	Retail			ksf	#NUM!	1.03	#NUM!	#NUM!	61%	39%	48%	52%	48%	52%	815	13	49		8	5	21	28		
D		Misc		0.00	ksf	0.00	0.00	0.00	0.00	0%	0%	0%	0%	0%	0%										
<b>TOTAL</b>															<b>1,530</b>	<b>94</b>	<b>188</b>	<b>0</b>	<b>80</b>	<b>14</b>	<b>40</b>	<b>148</b>	<b>0</b>	<b>0</b>	
INTERNAL CAPTURE %															4%	4%	1%	#DIV/0!	4%	4%	1%	1%	#DIV/0!	#DIV/0!	
INTERNAL TRIPS															57	3	3	#DIV/0!	3	0	1	2	#DIV/0!	#DIV/0!	
<b>NET TOTAL</b>															<b>1,473</b>	<b>91</b>	<b>185</b>	<b>#DIV/0!</b>	<b>77</b>	<b>14</b>	<b>39</b>	<b>146</b>	<b>#DIV/0!</b>	<b>#DIV/0!</b>	

Analyst: SRF  
Date: 10/2/2009  
Project #: TAZ 7

**MULTI-USE DEVELOPMENT  
TRIP GENERATION  
AND INTERNAL CAPTURE SUMMARY**

Name of Development/Tile: **AGOURA HILLS GP UPDATE**  
Time Period: Daily



Net External Trips for Multi-Use Development					
Land Use ID	A	B	C	D	Total
Enter	345	0	391	0	736
Exit	341	0	395	0	736
Total	686	0	786	0	1473
Single-Use Trip Gen. Est.	715	0	815	0	1530

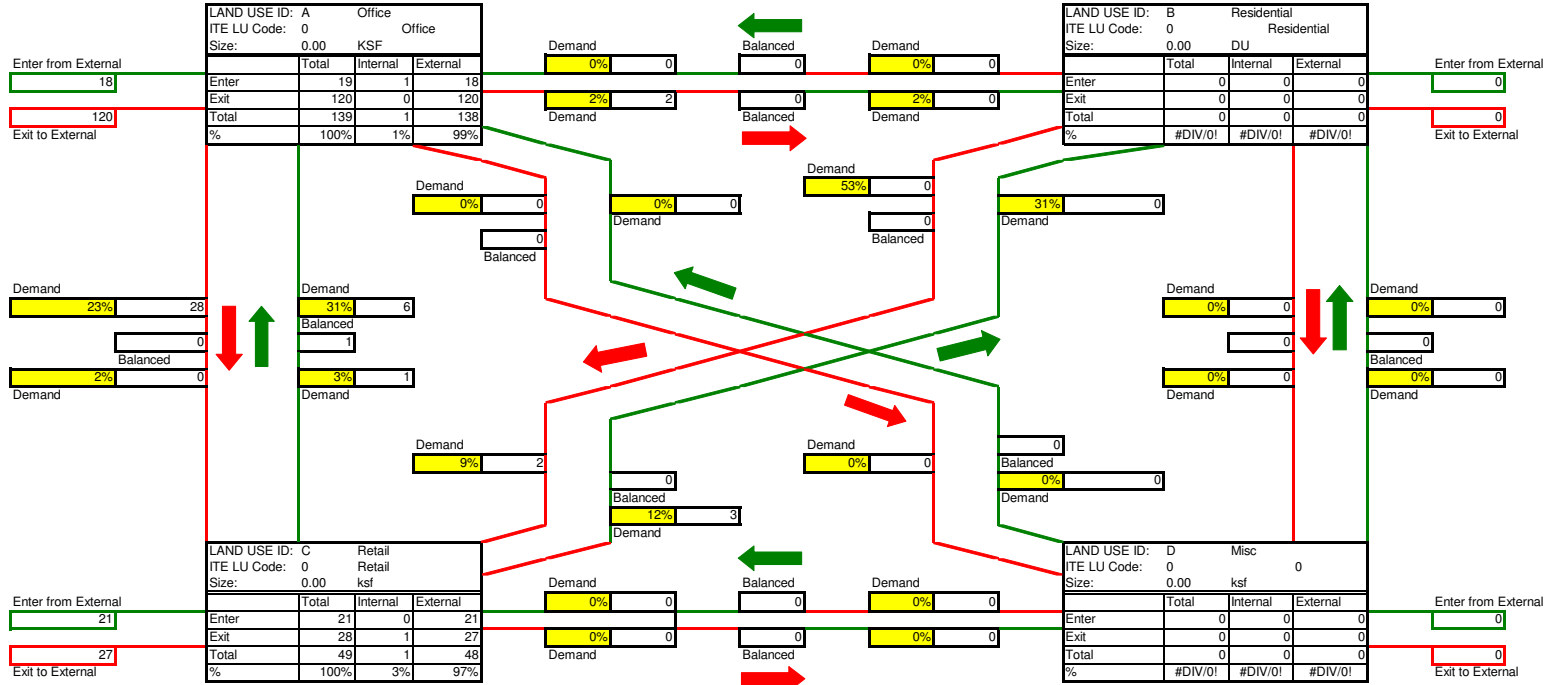
**INTERNAL CAPTURE**

4%

Analyst: SRF  
 Date: 10/2/2009  
 Project #: TAZ 7

**MULTI-USE DEVELOPMENT  
 TRIP GENERATION  
 AND INTERNAL CAPTURE SUMMARY**

Name of Development/Title: **AGOURA HILLS GP UPDATE**  
 Time Period: **PM Peak Hour**



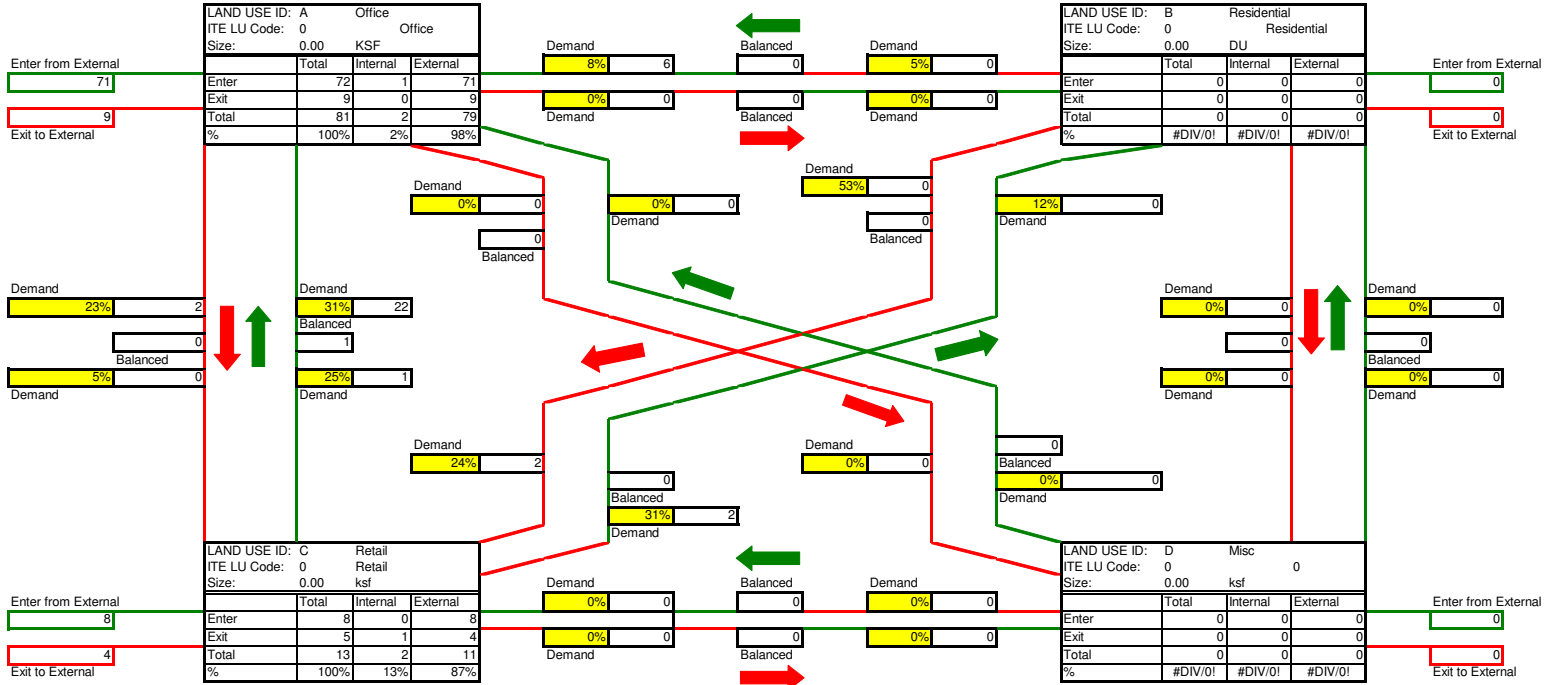
Net External Trips for Multi-Use Development					
Land Use ID	A	B	C	D	Total
Enter	18	0	21	0	39
Exit	120	0	27	0	147
Total	138	0	48	0	185
Single-Use Trip Gen. Est.	139	0	49	0	188

INTERNAL CAPTURE

Analyst: SRF  
 Date: 10/2/2009  
 Project #: TAZ 7

**MULTI-USE DEVELOPMENT  
 TRIP GENERATION  
 AND INTERNAL CAPTURE SUMMARY**

Name of Development/Title: **AGOURA HILLS GP UPDATE**  
 Time Period: **AM Peak Hour**



Land Use ID	A	B	C	D	Total
Enter	71	0	8	0	79
Exit	9	0	4	0	13
Total	79	0	11	0	91
Single-Use Trip Gen. Est.	81	0	13	0	94

INTERNAL CAPTURE

4%



**PROJECT TITLE:** AGOURA HILLS GP UPDATE  
**PROJECT #:** TAZ 8  
**ANALYST:** SRF  
**DATE:** 10/2/2009

**TRIP GENERATION**

This spreadsheet is intended for estimating trip generation and internal capture for multi-use developments. It uses the information provided in the ITE *Trip Generation Handbook*, Chapter 7 March 2001. **(Please read comments and instructions at the right of the tables.)**

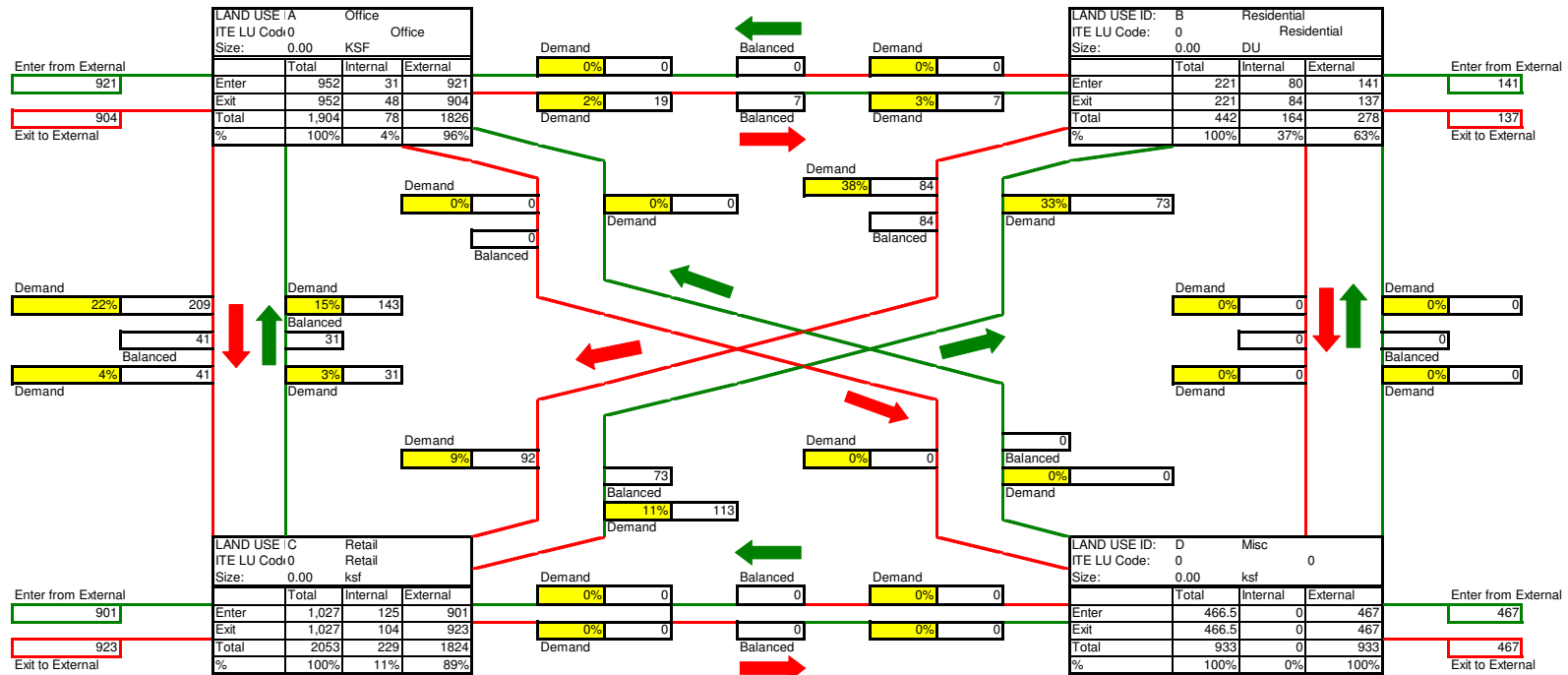
Trips entered are directly from development of the AHGP trip gen using ITE8th & AVSP.

ID	Project Description (1)	Land Use (2)	ITE Code (3)	Size (4)	Units (5)	Rates (6)				Directional Distribution (7)						Total Trips				Inbound and Outbound Trips					
						Daily	A.M.	P.M.	Midday	A.M.		P.M.		Midday		Daily	A.M.	P.M.	Midday	A.M.		P.M.		Midday	
										Entering	Exiting	Entering	Exiting	Entering	Exiting					Entering	Exiting	Entering	Exiting	Entering	Exiting
A	Office	Office			KSF	#NUM!	#NUM!	#DIV/0!	0.00	88%	12%	17%	83%	0%	0%	1,904	294	276		262	32	39	237		
B	Residential	Residential			DU	#NUM!	#DIV/0!	#NUM!	0.00	25%	75%	63%	37%	0%	0%	442	33	40		6	27	27	13		
C	Retail	Retail			ksf	#NUM!	1.03	#NUM!	#NUM!	61%	39%	48%	52%	48%	52%	2,053	53	135		32	21	64	71		
D		Misc		0.00	ksf	0.00	0.00	0.00	0.00	0%	0%	0%	0%	0%	0%	933	30	35		25	5	9	26		
<b>TOTAL</b>																<b>5,332</b>	<b>410</b>	<b>486</b>	<b>0</b>	<b>325</b>	<b>85</b>	<b>139</b>	<b>347</b>	<b>0</b>	<b>0</b>
INTERNAL CAPTURE %																9%	8%	7%	#DIV/0!	8%	8%	7%	7%	#DIV/0!	#DIV/0!
INTERNAL TRIPS																471	33	36	#DIV/0!	26	7	10	26	#DIV/0!	#DIV/0!
<b>NET TOTAL</b>																<b>4,861</b>	<b>377</b>	<b>450</b>	<b>#DIV/0!</b>	<b>299</b>	<b>78</b>	<b>129</b>	<b>321</b>	<b>#DIV/0!</b>	<b>#DIV/0!</b>

Analyst: SRF  
Date: 10/2/2009  
Project #: TAZ 8

**MULTI-USE DEVELOPMENT  
TRIP GENERATION  
AND INTERNAL CAPTURE SUMMARY**

Name of Development/Tile: **AGOURA HILLS GP UPDATE**  
Time Period: **Daily**



Net External Trips for Multi-Use Development					
Land Use ID	A	B	C	D	Total
Enter	921	141	901	467	2431
Exit	904	137	923	467	2431
Total	1826	278	1824	933	4861
Single-Use Trip Gen. Est.	1904	442	2053	933	5332

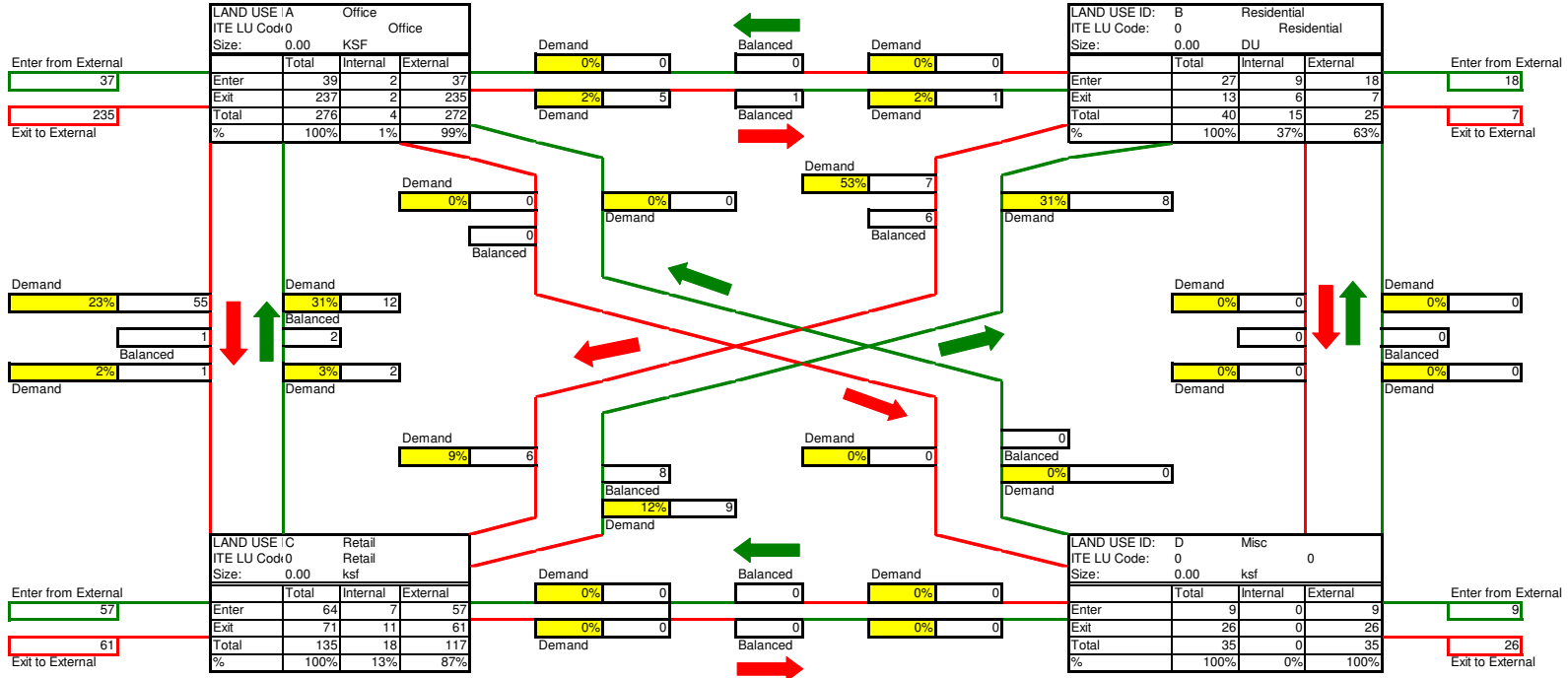
**INTERNAL CAPTURE**

**9%**

Analyst: SRF  
 Date: 10/2/2009  
 Project #: TAZ 8

**MULTI-USE DEVELOPMENT  
 TRIP GENERATION  
 AND INTERNAL CAPTURE SUMMARY**

Name of Development/Title: **AGOURA HILLS GP UPDATE**  
 Time Period: **PM Peak Hour**

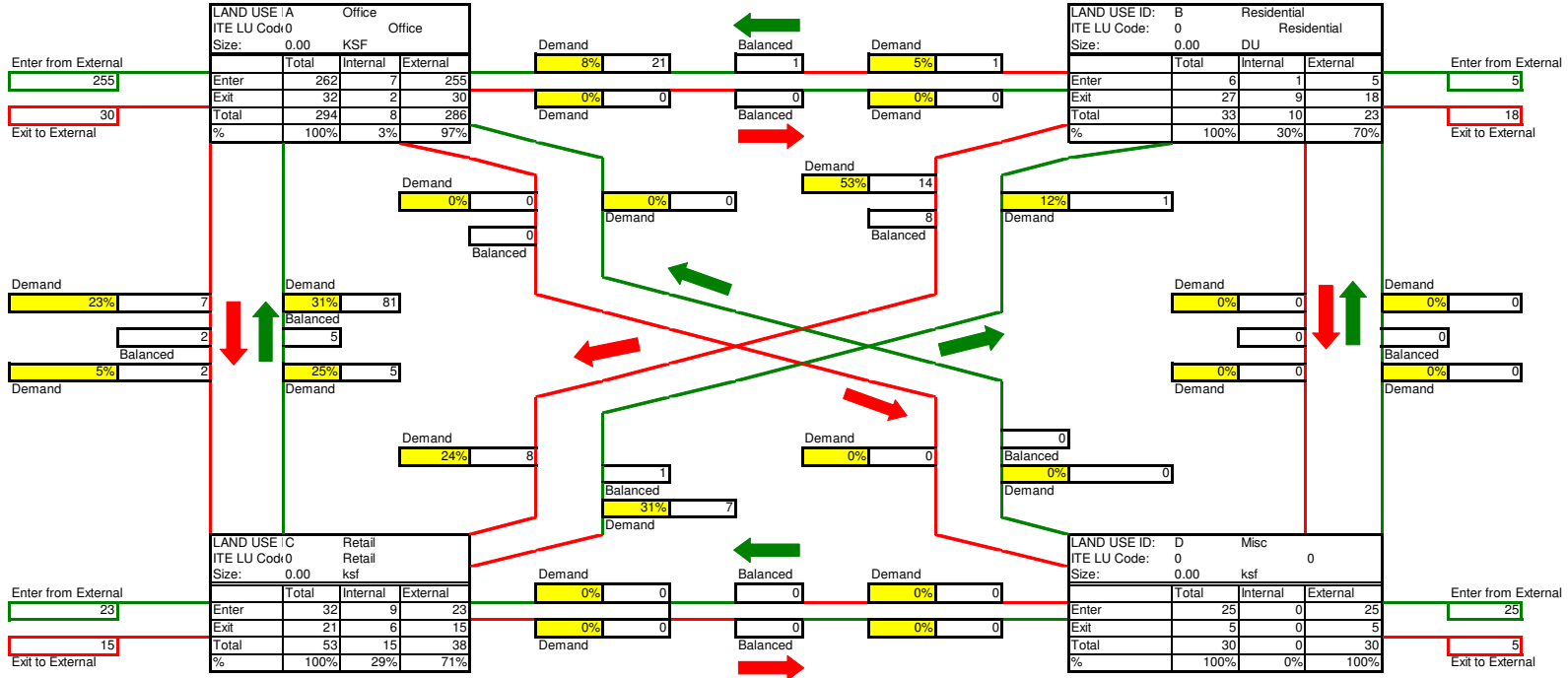


Net External Trips for Multi-Use Development						
Land Use ID	A	B	C	D	Total	
Enter	37	18	57	9	121	
Exit	235	7	61	26	329	
Total	272	25	117	35	450	
Single-Use Trip Gen. Est.	276	40	135	35	486	
						<b>INTERNAL CAPTURE 7%</b>

Analyst: SRF  
Date: 10/2/2009  
Project #: TAZ 8

**MULTI-USE DEVELOPMENT  
TRIP GENERATION  
AND INTERNAL CAPTURE SUMMARY**

Name of Development/Tile: AGOURA HILLS GP UPDATE  
Time Period: AM Peak Hour



Net External Trips for Multi-Use Development						
Land Use ID	A	B	C	D	Total	
Enter	255	5	23	25	308	
Exit	30	18	15	5	68	
Total	286	23	38	30	377	
Single-Use Trip Gen. Est.	294	33	53	30	410	
						INTERNAL CAPTURE 8%

**PROJECT TITLE:** AGOURA HILLS GP UPDATE  
**PROJECT #:** TAZ 9  
**ANALYST:** SRF  
**DATE:** 10/2/2009

**TRIP GENERATION**

This spreadsheet is intended for estimating trip generation and internal capture for multi-use developments. It uses the information provided in the ITE *Trip Generation Handbook*, Chapter 7 March 2001. **(Please read comments and instructions at the right of the tables.)**

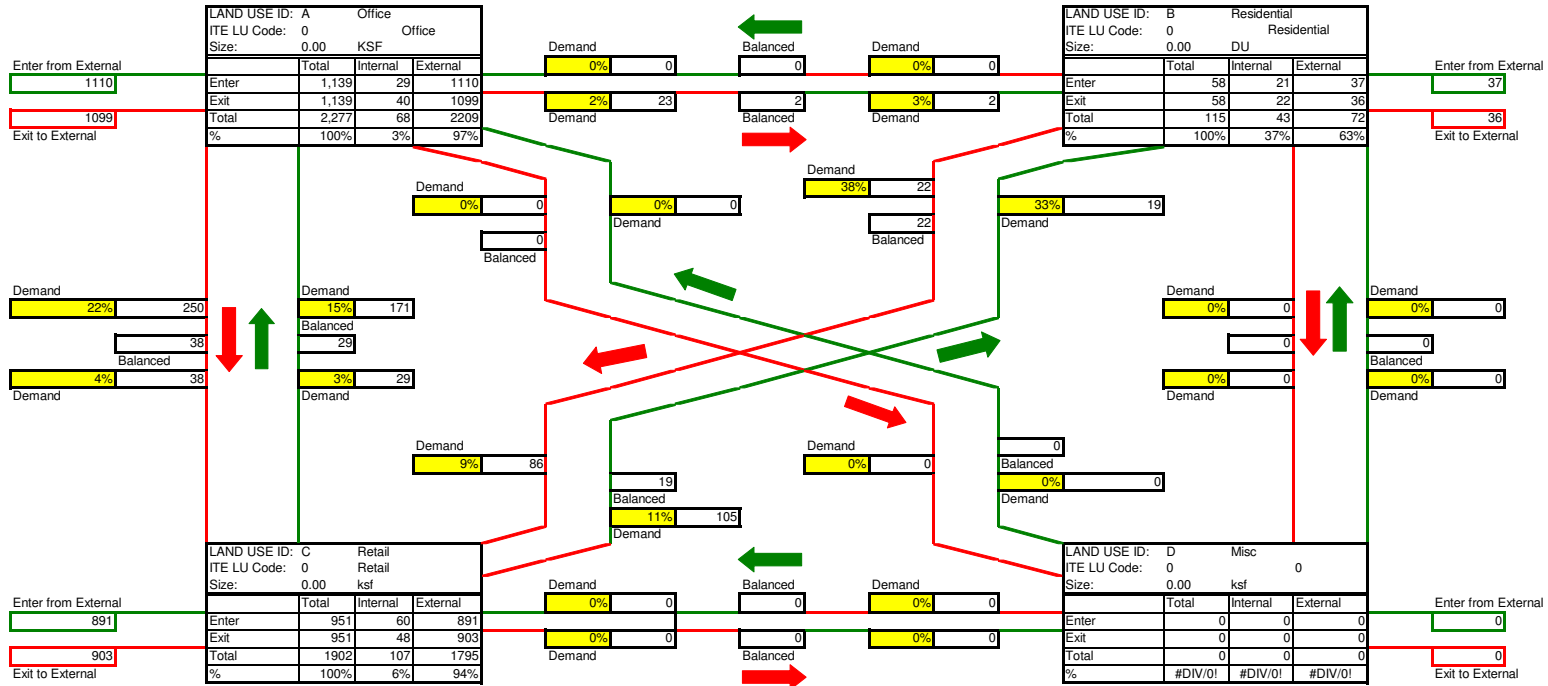
Trips entered are directly from development of the AHGP trip gen using ITE8th & AVSP.

ID	Project Description (1)	Land Use (2)	ITE Code (3)	Size (4)	Units (5)	Rates (6)				Directional Distribution (7)						Total Trips				Inbound and Outbound Trips							
						Daily	A.M.	P.M.	Midday	A.M.		P.M.		Midday		Daily	A.M.	P.M.	Midday	A.M.		P.M.		Midday			
										Entering	Exiting	Entering	Exiting	Entering	Exiting					Entering	Exiting	Entering	Exiting	Entering	Exiting	Entering	Exiting
A	Office	Office			KSF	#NUM!	#NUM!	#DIV/0!	0.00	88%	12%	17%	83%	0%	0%	2,277	220	253		192	28	42	211				
B	Residential	Residential			DU	#NUM!	#DIV/0!	#NUM!	0.00	25%	75%	63%	37%	0%	0%	115	9	11		2	7	7	4				
C	Retail	Retail			ksf	#NUM!	1.03	#NUM!	#NUM!	61%	39%	48%	52%	48%	52%	1,902	48	172		29	19	84	88				
D		Misc		0.00	ksf	0.00	0.00	0.00	0.00	0%	0%	0%	0%	0%	0%												
<b>TOTAL</b>															4,294	277	436	0	223	54	133	303	0	0			
INTERNAL CAPTURE %															5%	8%	4%	#DIV/0!	8%	8%	4%	4%	#DIV/0!	#DIV/0!			
INTERNAL TRIPS															218	21	18	#DIV/0!	17	4	5	12	#DIV/0!	#DIV/0!			
<b>NET TOTAL</b>															<b>4,076</b>	<b>256</b>	<b>419</b>	<b>#DIV/0!</b>	<b>206</b>	<b>50</b>	<b>128</b>	<b>291</b>	<b>#DIV/0!</b>	<b>#DIV/0!</b>			

Analyst: SRF  
Date: 10/2/2009  
Project #: TAZ 9

**MULTI-USE DEVELOPMENT  
TRIP GENERATION  
AND INTERNAL CAPTURE SUMMARY**

Name of Development/Tile: **AGOURA HILLS GP UPDATE**  
Time Period: Daily



Net External Trips for Multi-Use Development					
Land Use ID	A	B	C	D	Total
Enter	1110	37	891	0	2038
Exit	1099	36	903	0	2038
Total	2209	72	1795	0	4076
Single-Use Trip Gen. Est.	2277	115	1902	0	4294

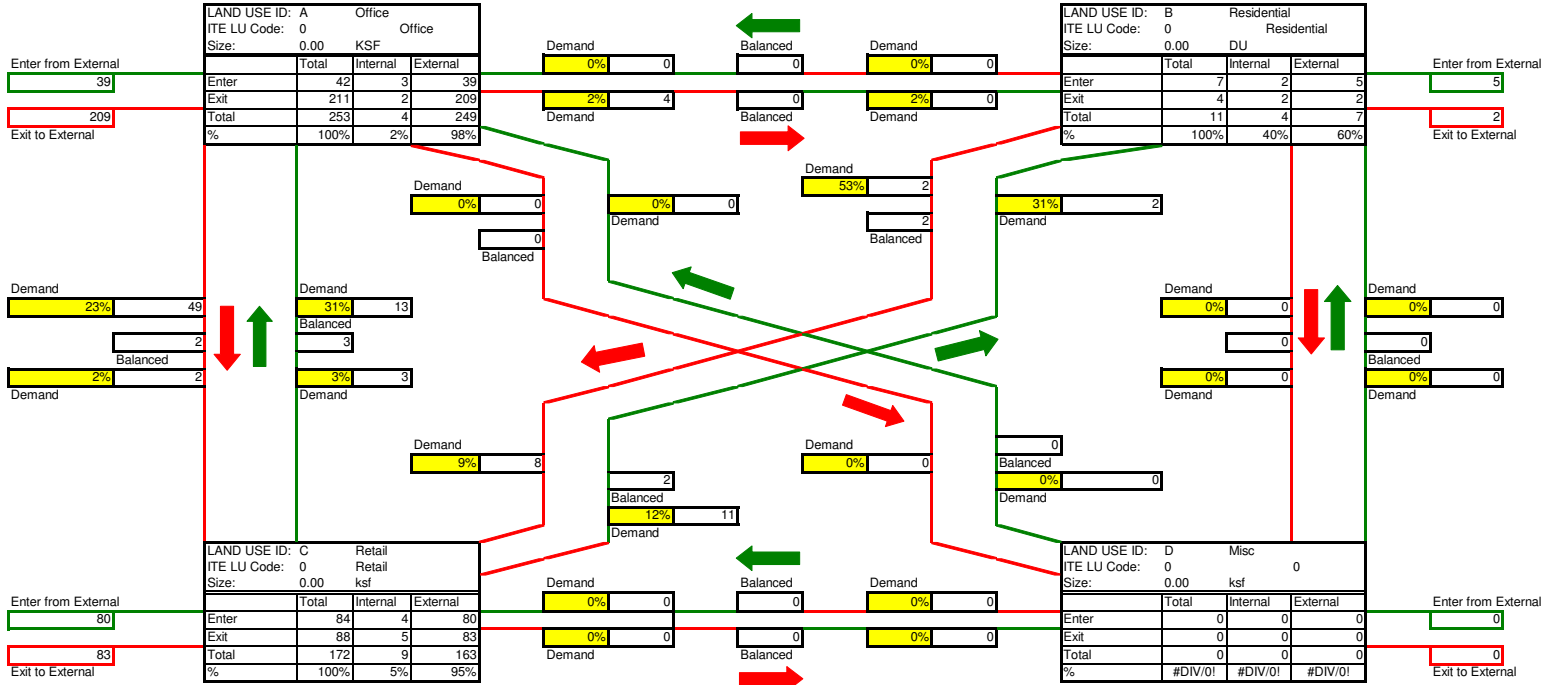
**INTERNAL CAPTURE**

5%

Analyst: SRF  
Date: 10/2/2009  
Project #: TAZ 9

**MULTI-USE DEVELOPMENT  
TRIP GENERATION  
AND INTERNAL CAPTURE SUMMARY**

Name of Development/Title: AGOURA HILLS GP UPDATE  
Time Period: PM Peak Hour



Net External Trips for Multi-Use Development					
Land Use ID	A	B	C	D	Total
Enter	39	5	80	0	124
Exit	209	2	83	0	294
Total	249	7	163	0	419
Single-Use Trip Gen. Est.	253	11	172	0	436

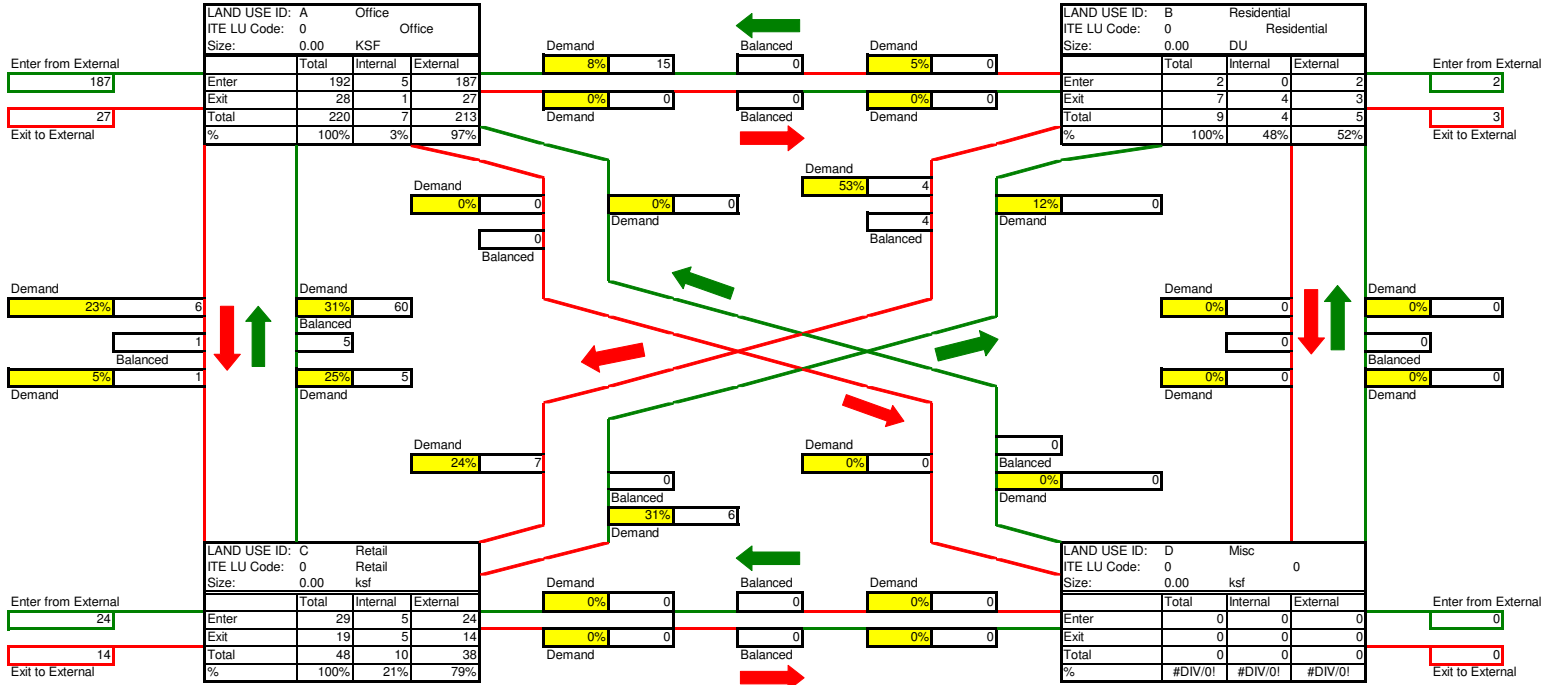
INTERNAL CAPTURE

4%

Analyst: SRF  
Date: 10/2/2009  
Project #: TAZ 9

**MULTI-USE DEVELOPMENT  
TRIP GENERATION  
AND INTERNAL CAPTURE SUMMARY**

Name of Development/Title: AGOURA HILLS GP UPDATE  
Time Period: AM Peak Hour



Net External Trips for Multi-Use Development					
Land Use ID	A	B	C	D	Total
Enter	187	2	24	0	213
Exit	27	3	14	0	44
Total	213	5	38	0	256
Single-Use Trip Gen. Est.	220	9	48	0	277

INTERNAL CAPTURE

8%



**PROJECT TITLE:** AGOURA HILLS GP UPDATE  
**PROJECT #:** TAZ 11  
**ANALYST:** SRF  
**DATE:** 10/2/2009

**TRIP GENERATION**

This spreadsheet is intended for estimating trip generation and internal capture for multi-use developments. It uses the information provided in the ITE *Trip Generation Handbook*, Chapter 7 March 2001. **(Please read comments and instructions at the right of the tables.)**

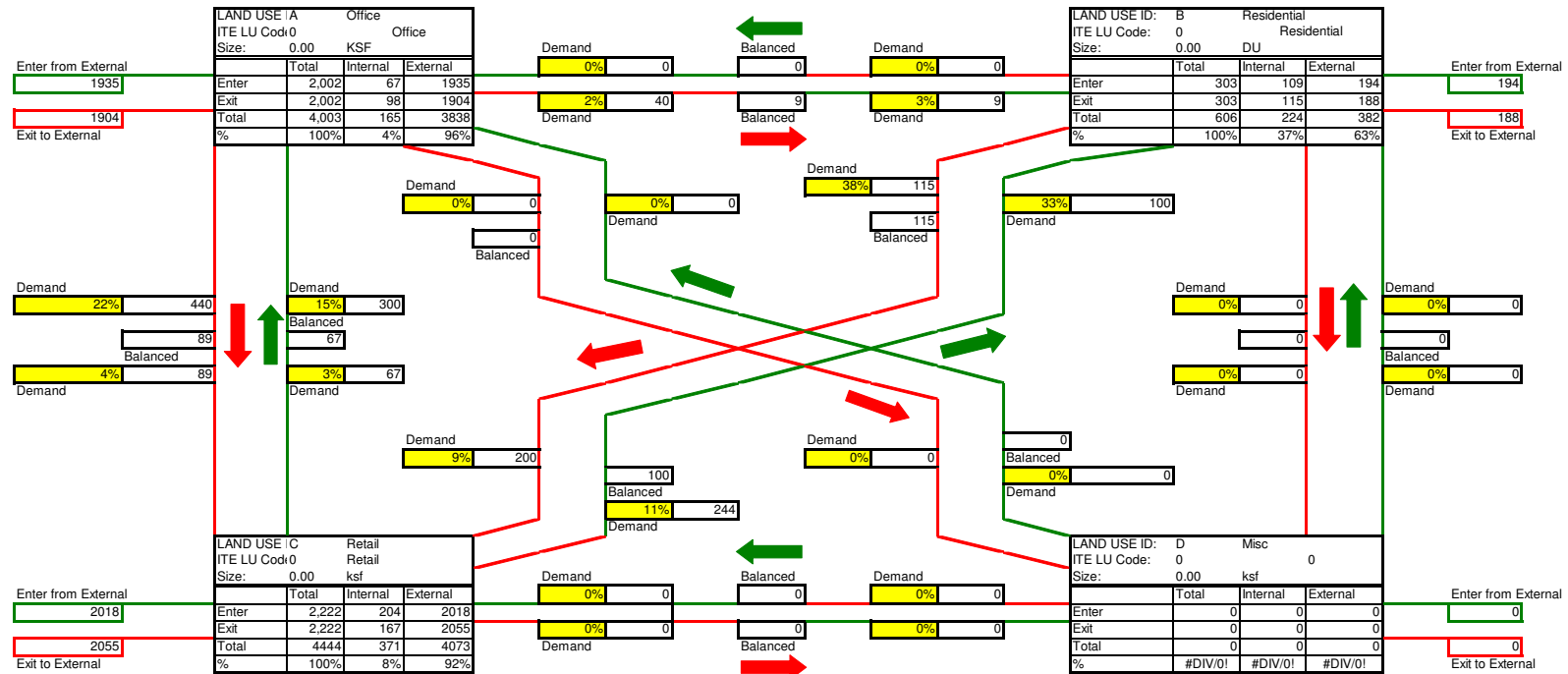
Trips entered are directly from development of the AHGP trip gen using ITE8th & AVSP.

ID	Project Description (1)	Land Use (2)	ITE Code (3)	Size (4)	Units (5)	Rates (6)				Directional Distribution (7)						Total Trips				Inbound and Outbound Trips					
						Daily	A.M.	P.M.	Midday	A.M.		P.M.		Midday		Daily	A.M.	P.M.	Midday	A.M.		P.M.		Midday	
										Entering	Exiting	Entering	Exiting	Entering	Exiting					Entering	Exiting	Entering	Exiting	Entering	Exiting
A	Office	Office			KSF	#NUM!	#NUM!	#DIV/0!	0.00	88%	12%	17%	83%	0%	0%	4,003	604	555		538	66	78	477		
B	Residential	Residential			DU	#NUM!	#DIV/0!	#NUM!	0.00	25%	75%	63%	37%	0%	0%	606	46	54		8	38	36	18		
C	Retail	Retail			ksf	#NUM!	1.03	#NUM!	#NUM!	61%	39%	48%	52%	48%	52%	4,444	105	408		64	41	195	213		
D		Misc		0.00	ksf	0.00	0.00	0.00	0.00	0%	0%	0%	0%	0%	0%										
<b>TOTAL</b>																<b>9,053</b>	<b>755</b>	<b>1,017</b>	<b>0</b>	<b>610</b>	<b>145</b>	<b>309</b>	<b>708</b>	<b>0</b>	<b>0</b>
INTERNAL CAPTURE %																8%	8%	6%	#DIV/0!	8%	8%	6%	6%	#DIV/0!	#DIV/0!
INTERNAL TRIPS																760	63	63	#DIV/0!	51	12	19	44	#DIV/0!	#DIV/0!
<b>NET TOTAL</b>																<b>8,293</b>	<b>692</b>	<b>954</b>	<b>#DIV/0!</b>	<b>559</b>	<b>133</b>	<b>290</b>	<b>664</b>	<b>#DIV/0!</b>	<b>#DIV/0!</b>

Analyst: SRF  
 Date: 10/2/2009  
 Project #: TAZ 11

**MULTI-USE DEVELOPMENT  
 TRIP GENERATION  
 AND INTERNAL CAPTURE SUMMARY**

Name of Development/Tile: **AGOURA HILLS GP UPDATE**  
 Time Period: **Daily**



Net External Trips for Multi-Use Development					
Land Use ID	A	B	C	D	Total
Enter	1935	194	2018	0	4147
Exit	1904	188	2055	0	4147
Total	3838	382	4073	0	8293
Single-Use Trip Gen. Est.	4003	606	4444	0	9053

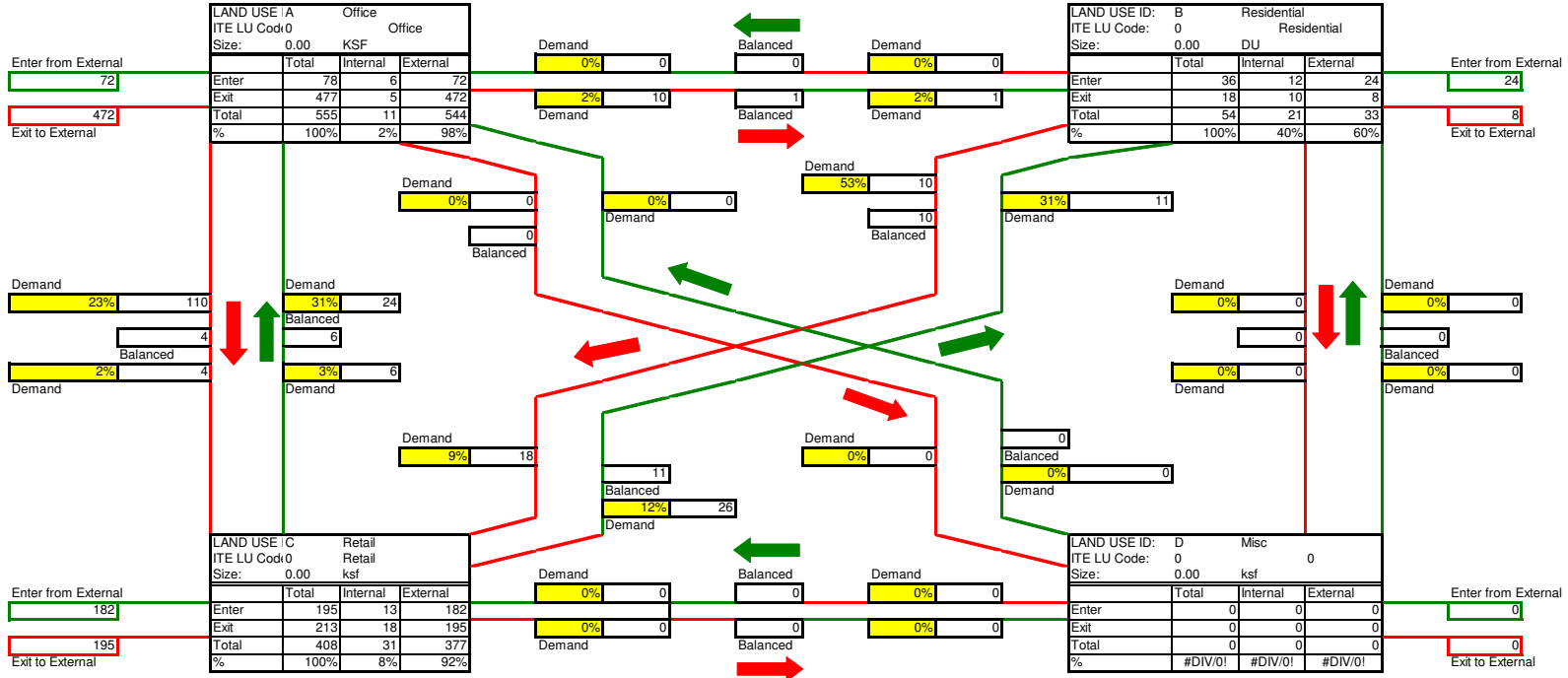
**INTERNAL CAPTURE**

**8%**

Analyst: SRF  
 Date: 10/2/2009  
 Project #: TAZ 11

**MULTI-USE DEVELOPMENT  
 TRIP GENERATION  
 AND INTERNAL CAPTURE SUMMARY**

Name of Development/Tile: AGOURA HILLS GP UPDATE  
 Time Period: PM Peak Hour

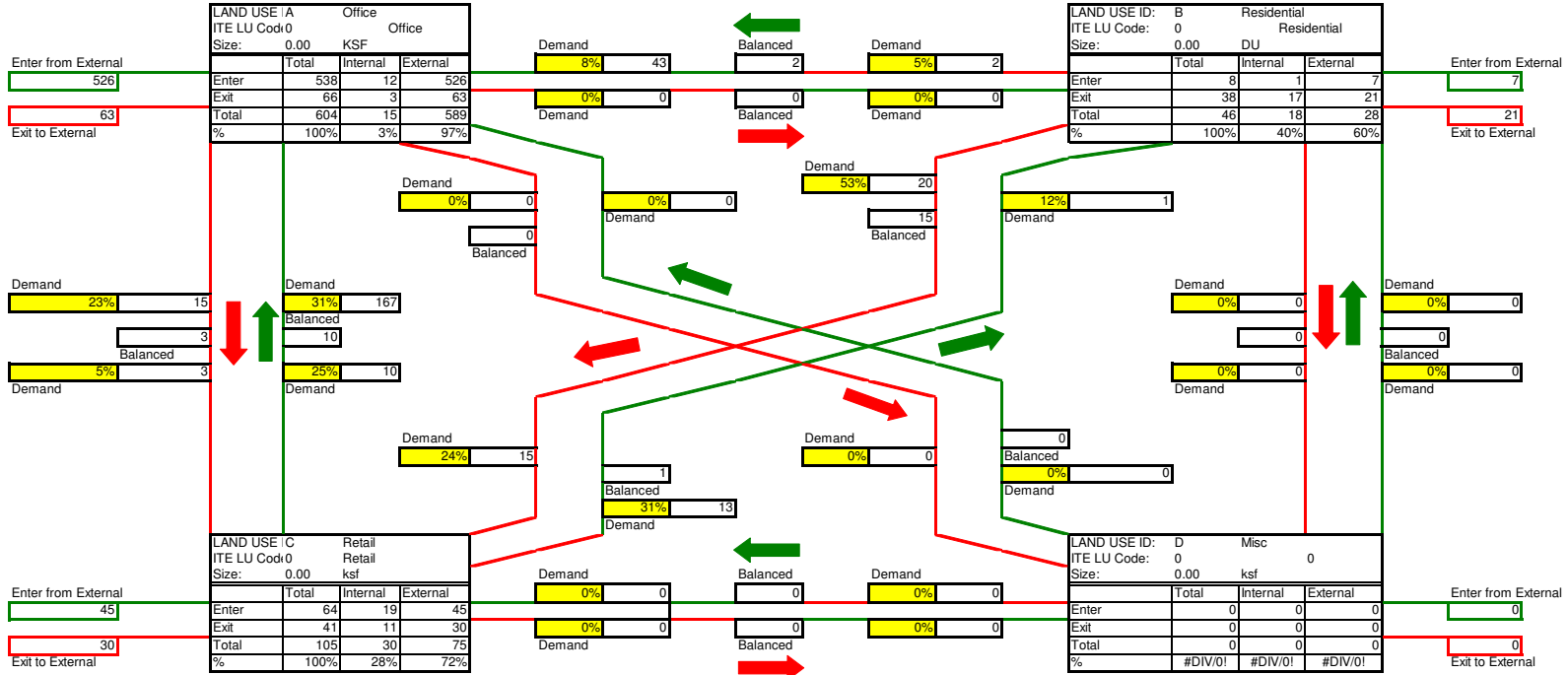


Net External Trips for Multi-Use Development					
Land Use ID	A	B	C	D	Total
Enter	72	24	182	0	277
Exit	472	8	195	0	676
Total	544	33	377	0	954
Single-Use Trip Gen. Est.	555	54	408	0	1017
					INTERNAL CAPTURE 6%

Analyst: SRF  
 Date: 10/2/2009  
 Project #: TAZ 11

**MULTI-USE DEVELOPMENT  
 TRIP GENERATION  
 AND INTERNAL CAPTURE SUMMARY**

Name of Development/Title: **AGOURA HILLS GP UPDATE**  
 Time Period: **AM Peak Hour**



Net External Trips for Multi-Use Development						
Land Use ID	A	B	C	D	Total	
Enter	526	7	45	0	578	
Exit	63	21	30	0	113	
Total	589	28	75	0	692	
Single-Use Trip Gen. Est.	604	46	105	0	755	
						<b>INTERNAL CAPTURE 8%</b>

**PROJECT TITLE:** AGOURA HILLS GP UPDATE  
**PROJECT #:** TAZ 12  
**ANALYST:** SRF  
**DATE:** 10/2/2009

**TRIP GENERATION**

This spreadsheet is intended for estimating trip generation and internal capture for multi-use developments. It uses the information provided in the ITE *Trip Generation Handbook*, Chapter 7 March 2001. **(Please read comments and instructions at the right of the tables.)**

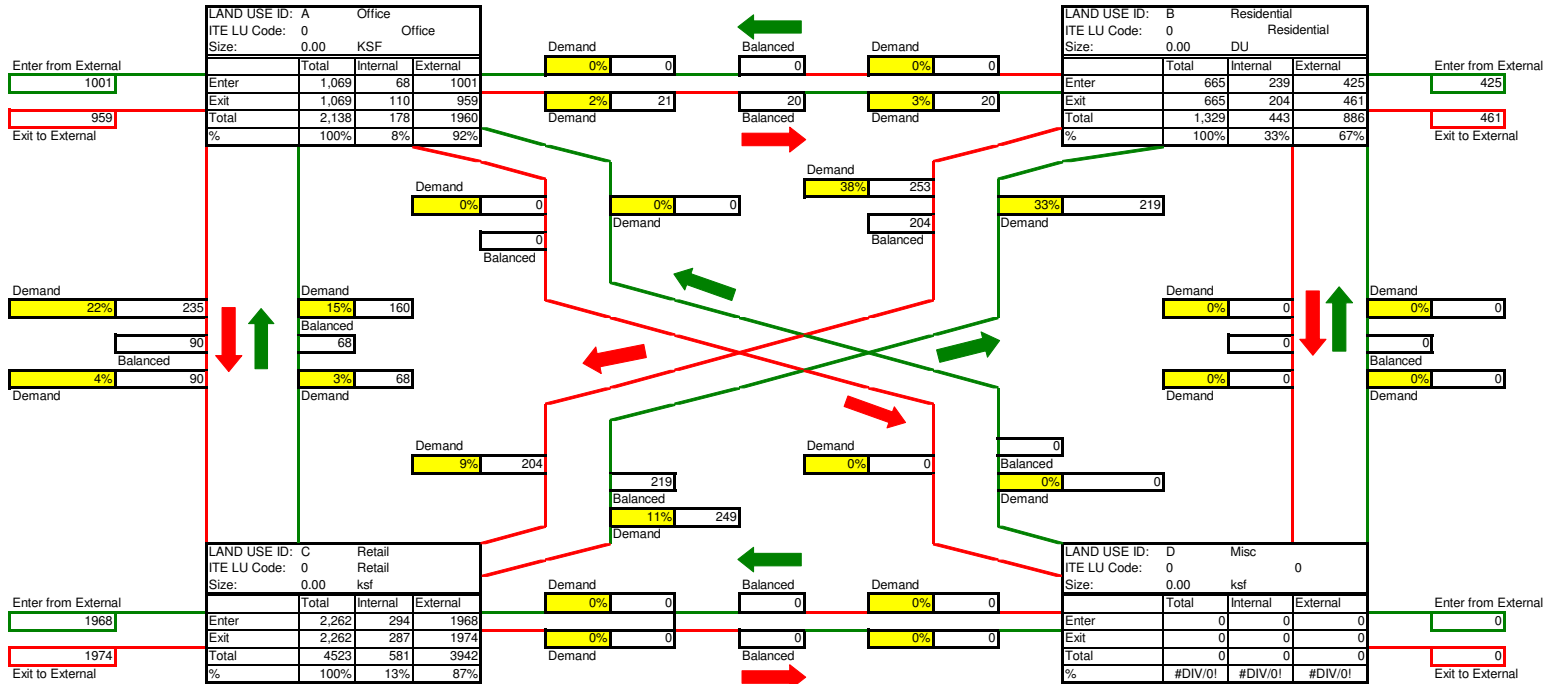
Trips entered are directly from development of the AHGP trip gen using ITE8th & AVSP.

ID	Project Description (1)	Land Use (2)	ITE Code (3)	Size (4)	Units (5)	Rates (6)				Directional Distribution (7)						Total Trips				Inbound and Outbound Trips					
						Daily	A.M.	P.M.	Midday	A.M.		P.M.		Midday		Daily	A.M.	P.M.	Midday	A.M.		P.M.		Midday	
										Entering	Exiting	Entering	Exiting	Entering	Exiting					Entering	Exiting	Entering	Exiting	Entering	Exiting
A	Office	Office			KSF	#NUM!	#NUM!	#DIV/0!	0.00	88%	12%	17%	83%	0%	0%	2,138	294	336		261	33	47	289		
B	Residential	Residential			DU	#NUM!	#DIV/0!	#NUM!	0.00	25%	75%	63%	37%	0%	0%	1,329	98	124		20	78	81	43		
C	Retail	Retail			ksf	#NUM!	1.03	#NUM!	#NUM!	61%	39%	48%	52%	48%	52%	4,523	122	353		75	47	172	181		
D		Misc		0.00	ksf	0.00	0.00	0.00	0.00	0%	0%	0%	0%	0%	0%										
<b>TOTAL</b>																<b>7,990</b>	<b>514</b>	<b>813</b>	<b>0</b>	<b>356</b>	<b>158</b>	<b>300</b>	<b>513</b>	<b>0</b>	<b>0</b>
INTERNAL CAPTURE %																15%	15%	12%	#DIV/0!	15%	15%	12%	12%	#DIV/0!	#DIV/0!
INTERNAL TRIPS																1,202	80	95	#DIV/0!	55	24	35	60	#DIV/0!	#DIV/0!
<b>NET TOTAL</b>																<b>6,788</b>	<b>434</b>	<b>718</b>	<b>#DIV/0!</b>	<b>301</b>	<b>134</b>	<b>265</b>	<b>453</b>	<b>#DIV/0!</b>	<b>#DIV/0!</b>

Analyst: SRF  
 Date: 10/2/2009  
 Project #: TAZ 12

**MULTI-USE DEVELOPMENT  
 TRIP GENERATION  
 AND INTERNAL CAPTURE SUMMARY**

Name of Development/Tile: **AGOURA HILLS GP UPDATE**  
 Time Period: **Daily**



Land Use ID	A	B	C	D	Total
Enter	1001	425	1968	0	3394
Exit	959	461	1974	0	3394
Total	1960	886	3942	0	6788
Single-Use Trip Gen. Est.	2138	1329	4523	0	7990

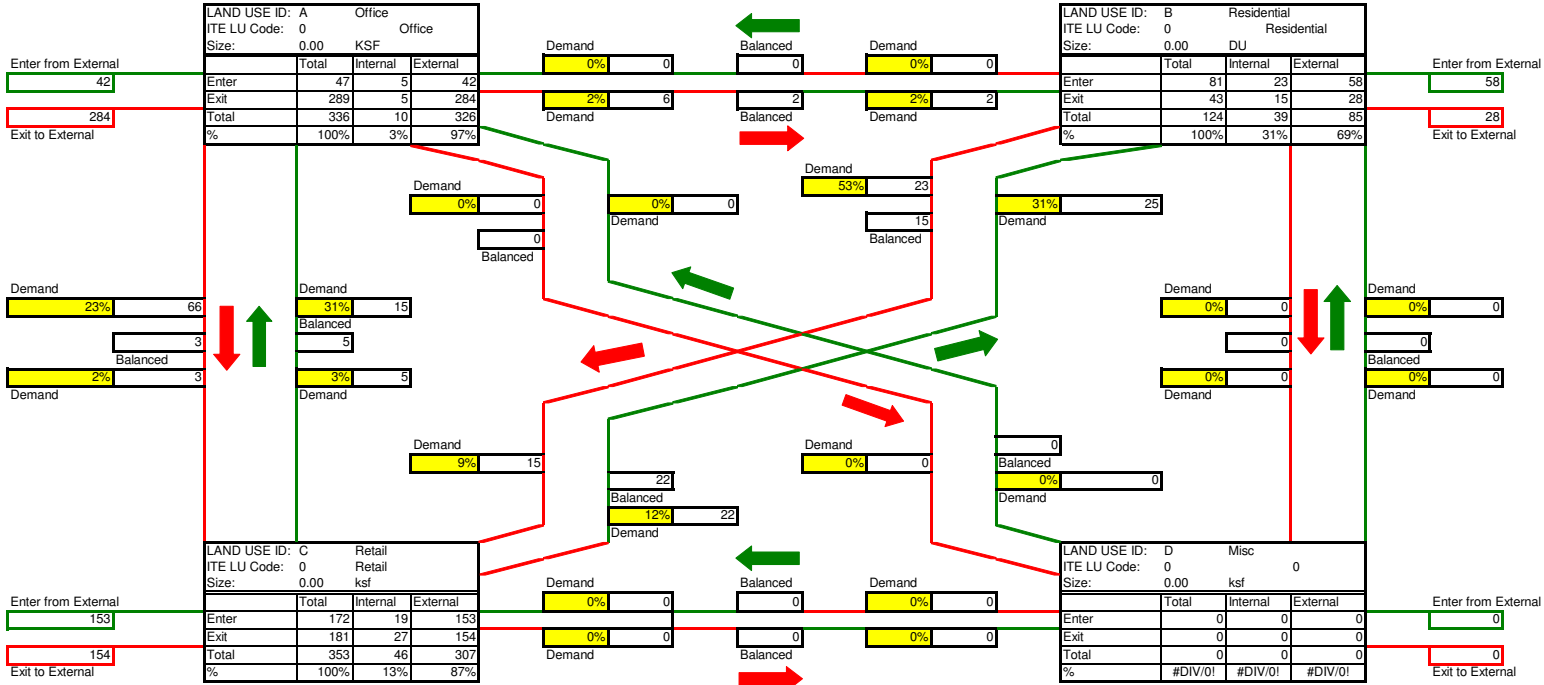
INTERNAL CAPTURE

15%

Analyst: SRF  
 Date: 10/2/2009  
 Project #: TAZ 12

**MULTI-USE DEVELOPMENT  
 TRIP GENERATION  
 AND INTERNAL CAPTURE SUMMARY**

Name of Development/Title: **AGOURA HILLS GP UPDATE**  
 Time Period: **PM Peak Hour**



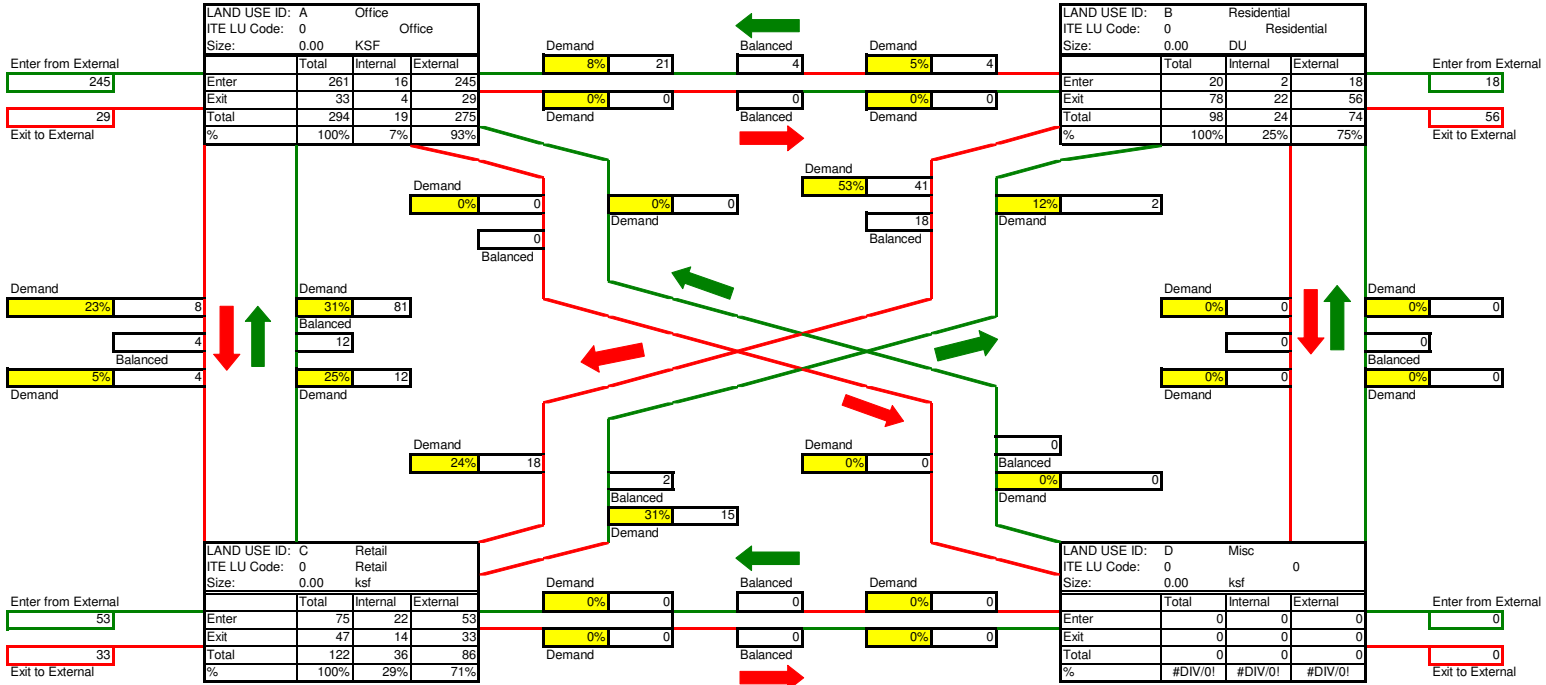
Net External Trips for Multi-Use Development					
Land Use ID	A	B	C	D	Total
Enter	42	58	153	0	252
Exit	284	28	154	0	465
Total	326	85	307	0	718
Single-Use Trip Gen. Est.	336	124	353	0	813
					12%

**INTERNAL CAPTURE**

Analyst: SRF  
 Date: 10/2/2009  
 Project #: TAZ 12

**MULTI-USE DEVELOPMENT  
 TRIP GENERATION  
 AND INTERNAL CAPTURE SUMMARY**

Name of Development/Title: AGOURA HILLS GP UPDATE  
 Time Period: AM Peak Hour



Net External Trips for Multi-Use Development					
Land Use ID	A	B	C	D	Total
Enter	245	18	53	0	316
Exit	29	56	33	0	118
Total	275	74	86	0	434
Single-Use Trip Gen. Est.	294	98	122	0	514

INTERNAL CAPTURE