

REPORT TO CITY COUNCIL

DATE: SEPTEMBER 14, 2011

TO: HONORABLE MAYOR AND MEMBERS OF THE CITY COUNCIL

FROM: GREG RAMIREZ, CITY MANAGER

BY: AMIR HAMIDZADEH, BUILDING OFFICIAL

SUBJECT: CONTINUATION OF THE ENERGY EFFICIENCY INCENTIVE PROGRAM REGARDING THE REDUCTION OF PERMIT FEES FOR THE INSTALLATION OF SOLAR PANELS AND ENERGY EFFICIENT WINDOW REPLACEMENTS

In September 2010, as part of the ongoing effort to meet the City Council's goal of becoming a "Green City" and promoting energy efficiency in the City of Agoura Hills, the City Council adopted an Energy Efficiency Incentive Program (Resolution No. 10-1601) to reduce permit fees for the installation of solar panels, as well as energy efficient window replacements.

At the time of adoption, it was anticipated that the reduction in permit fees would increase the installation and usage of energy efficient alternatives and, ultimately, result in energy and cost savings for residential/commercial property owners in the community. Following is a report on the success of the program in 2010 and a request to authorize the continuation of the Energy Efficiency Incentive Program.

A countywide survey of municipalities in Los Angeles County was performed earlier this year regarding permit costs for the installation of an average solar system. Based on this study, it was estimated that an average permit cost for a commercial 131 kilowatt photovoltaic system varied significantly between municipalities from as high as \$46,616 to as low as "no cost." By adopting the Energy Efficiency Incentive Program, and reducing the fixed fee, property owners have experienced a significant savings in permit fees.

In addition to solar panels, window replacements are also another energy efficient solution. For the past several years, the California Energy Code has required that any windows that are replaced must be upgraded to dual-pane energy efficient windows. In recent years, due to the location of our jurisdiction in the Very High Fire Severity Zone (VHFSZ), another criteria has been added that requires the windows for new constructions be of 20-minute fire rating, or glass blocks, or that one of the window panes be tempered glass.

Due to the cost of these requirements, in addition to the plan review and permit requirements and fees, many window replacements had occurred without property owners obtaining the proper permit(s). The Energy Efficiency Incentive Program not only allows property owners to meet

current code compliance and ensure they are properly permitted, in the event of a fire or property transfer, but also creates a safer and more energy efficient environment in our community.

The continuation of this program was carefully considered by staff. Since the implementation of the program on September 22, 2010, forty-two (42) permits have been issued. The breakdowns of the number of residential/commercial permits, along with the permit fees collected by the City, are as follows:

Start Date	End Date	Number of Residential Permits Issued	Number of Commercial Permits Issued	Permit Fees Collected by the City
9/22/2009	9/22/2010	23	0	\$15,722
*9/23/2010	9/8/2011	42	0	\$14,372
Number of Additional Permits Issued		+19	0	N/A

**Implementation of Energy Efficiency Incentive Program*

As identified in the table above, the number of solar panel permits issued has increased by over 80% (19 new permits). Although there has been an increase in the issuance of permits and a reduction in the permit fees collected by the City, there have been no significant or negative impacts on staff or the department. Moreover, the benefit to the community has resulted in safe, inspected, and approved energy efficient systems that not only provide a cost savings to residential/commercial property owners, but also an environmentally friendly energy alternative.

To continue a cost savings to our residential/commercial property owners, for the installation of energy efficient products and safety, staff recommends the City Council continue this program with the previously approved fees, as follows:

- Plan check and permit cost for residential 3 kilowatt photovoltaic system \$320/fix
- Plan check and permit cost for a commercial 131 kilowatt photovoltaic system \$540/fix
- Plan check and permit cost for each window change-out (up 3 windows) \$20/ea

RECOMMENDATION

Staff respectfully recommends the City Council continue the Energy Efficiency Incentive Program and adopt Resolution No. 11-1645.

Attachments: Resolution No. 10-1601
 Sierra Club Report
 Resolution No. 11-1645

RESOLUTION NO. 10-1601

A RESOLUTION OF THE CITY COUNCIL OF THE CITY OF AGOURA HILLS, CALIFORNIA, AMENDING FEES AND CHARGES FOR BUILDING AND SAFETY PERMITS FOR THE INSTALLATION OF SOLAR ELECTRIC SYSTEMS AND ENERGY EFFICIENT WINDOW REPLACEMENTS

WHEREAS, on January 27 1993, the City Council adopted Resolution No. 93-766 entitled, "A RESOLUTION OF THE CITY COUNCIL OF THE CITY OF AGOURA HILLS ESTABLISHING FEES FOR PERMITS REQUIRED BY THE VARIOUS CODE REGULATING PRIVATE CONSTRUCTION."

WHEREAS, the City of Agoura Hills is implementing a one-year pilot incentive program for the community to incentivize greater energy efficiency by reducing the plan review and permit costs for solar system installations and window replacements;

WHEREAS, the City staff has completed a study to determine an average costs incurred by Building and Safety staff to conduct plan review and inspection services;

WHEREAS, the fees established by this resolution are consistent with the intent of Government Code Section 65850.5.

NOW, THEREFORE, BE IT RESOLVED by the City Council of the City of Agoura Hills as follows:

Section 1. The City Council AMENDS the permit fees outlined in Resolution No. 93-766 as follows:

1. **Residential photo voltaic (solar) electric systems: FLAT RATE – ALL PROJECTS**
Building Permit - \$250.00 Building and Safety Plan Check - \$70.00
2. **Commercial photo voltaic (solar) electric systems: FLAT RATE – ALL PROJECTS**
Building Permit - \$400.00 Building and Safety Plan Check - \$140.00
3. **Energy Efficient Window Replacement: \$20.00 per window installed**


Section 2. The City Clerk is hereby directed to incorporate the foregoing reductions into the City's current Fee Schedule forthwith.

Section 3. This Resolution shall take effect as of the date adopted by the City Council of the City of Agoura Hills, and shall be in effect for one (1) calendar year following the date of adoption, and shall expire automatically thereafter, unless extended by the City Council. Should the City Council elect not to extend this Resolution No. 10-1601, the permit fees shall revert back to

the original fee amounts in place prior to the adoption of this Resolution 10-1601. Such original fee amounts are based on Resolution No. 93-766.


PASSED, APPROVED, AND ADOPTED this 22nd day of September, 2010 by the following vote;

AYES: (5) Koehler, Schwarz, Edelston, Kuperberg, Weber
NOES: (0)
ABSENT: (0)
ABSTAIN: (0)




William D. Kohler, Mayor

ATTEST:



Kimberly M. Rodrigues, City Clerk





Photovoltaic (PV) Permit Fees in Southern California as of 5/28/2009 (For 3 kW Residential PV Systems)

This permit fee ranking chart shows what municipalities in Southern California charge for a permit to install a 3 kW roof mounted PV system with 20 solar modules and 1 inverter valued at \$27,000. Data compiled by Sierra Club volunteers via a survey done between 2/1/09 – 4/15/09.

Ranked by Fee	
Municipality	Total Fee
Walnut	\$1,844.57
West Hollywood	\$1,603.76
La Habra Heights	\$1,571.64
Rolling Hills	\$1,479.33
San Gabriel	\$1,479.22
Carson	\$1,473.34
Hawaiian Gardens	\$1,426.73
Westlake Village	\$1,389.40
Whittier	\$1,328.37
Pismo Beach	\$1,305.31
Lawndale	\$1,214.27
Azusa	\$1,196.77
Lomita	\$1,183.08
Rolling Hills Estates	\$1,167.98
Bell	\$1,165.62
Downey	\$1,164.22
Irwindale	\$1,156.01
Los Angeles County	\$1,143.75
Huntington Park	\$1,100.00
Paramount	\$1,081.52
Cerritos	\$1,077.66
Inglewood	\$1,066.00
Agoura Hills	\$1,058.00
Artesia	\$1,029.75
Dana Point	\$1,020.20
El Monte	\$1,013.51
Torrance	\$1,009.20
La Mirada	\$1,007.56
San Dimas	\$1,000.00
Placentia	\$982.70
Needles	\$973.00

Ranked Alphabetically	
Municipality	Total Fee
Adelanto	\$180.00
Agoura Hills	\$1,058.00
Alhambra	\$212.64
Aliso Viejo	\$924.30
Anaheim	\$0.00
Apple Valley	\$316.46
Arcadia	\$283.00
Arroyo Grande	\$350.00
Artesia	\$1,029.75
Arvin	\$308.00
Atascadero	\$272.50
Avalon	\$791.76
Azusa	\$1,196.77
Bakersfield	\$136.00
Baldwin Park	\$432.07
Ballard	\$293.21
Banning	\$236.00
Barstow	\$250.00
Beaumont	\$416.00
Bell	\$1,165.62
Bell Gardens	\$450.00
Bellflower	\$925.35
Beverly Hills	\$350.00
Big Bear Lake	\$415.00
Blythe	\$54.20
Bradbury	\$306.46
Brawley	\$200.00
Brea	\$466.40
Buellton	\$293.21
Buena Park	\$242.00
Burbank	\$0.00

Industry	\$966.75
Duarte	\$965.00
Ontario	\$953.91
Coachella	\$953.59
Norwalk	\$945.28
Hawthorne	\$943.45
Los Alamitos	\$942.37
Bellflower	\$925.35
Aliso Viejo	\$924.30
Compton	\$900.00
Oxnard	\$900.00
Newport Beach	\$899.73
Santa Fe Springs	\$895.00
San Marino	\$891.10
Coronado	\$875.51
Montebello	\$852.30
South Gate	\$821.88
West Covina	\$815.00
South El Monte	\$814.00
Rancho Santa Margarita	\$806.81
Glendora	\$805.42
Lakewood	\$800.00
Maywood	\$797.94
Avalon	\$791.76
Fullerton	\$791.31
Pico Rivera	\$785.00
Lompoc	\$763.27
Malibu	\$761.10
Perris	\$754.12
Indio	\$738.00
Imperial County	\$736.92
Lake Elsinore	\$734.77
Orange	\$717.13
Cudahy	\$716.66
Calexico	\$708.89
Santa Maria	\$705.59
Diamond Bar	\$703.67
Ridgecrest	\$701.89
Grover Beach	\$701.86
Laguna Niguel	\$700.00
Tustin	\$695.00
Gardena	\$692.20
Vernon	\$686.75
Canyon Lake	\$683.00
Colton	\$682.63
California City	\$680.89
Commerce	\$675.00

Calabasas	\$658.00
Calexico	\$708.89
California City	\$680.89
Calimesa	\$655.00
Camarillo	\$430.40
Canyon Lake	\$683.00
Carlsbad	\$120.00
Carpinteria	\$244.70
Carson	\$1,473.34
Casmalia	\$293.21
Cathedral City	\$211.00
Cerritos	\$1,077.66
Chino	\$664.75
Chino Hills	\$514.20
Chula Vista	\$45.00
Claremont	\$435.00
Coachella	\$953.59
Colton	\$682.63
Commerce	\$675.00
Compton	\$900.00
Corona	\$659.50
Coronado	\$875.51
Costa Mesa	\$0.00
Covina	\$644.66
Cudahy	\$716.66
Culver City	\$0.00
Cuyama	\$293.21
Cypress	\$625.00
Dana Point	\$1,020.20
Del Mar	\$190.00
Delano	\$65.00
Desert Hot Springs	\$659.66
Diamond Bar	\$703.67
Downey	\$1,164.22
Duarte	\$965.00
El Cajon	\$225.00
El Centro	\$478.00
El Monte	\$1,013.51
El Segundo	\$514.50
Encinitas	\$388.42
Escondido	\$102.00
Fillmore	\$155.00
Fontana	\$0.00
Fountain Valley	\$663.00
Fullerton	\$791.31
Garden Grove	\$160.00
Gardena	\$692.20

Morro Bay	\$675.00
Chino	\$664.75
Fountain Valley	\$663.00
Desert Hot Springs	\$659.66
Corona	\$659.50
Calabasas	\$658.00
Calimesa	\$655.00
Paso Robles	\$652.50
Hermosa Beach	\$649.89
Covina	\$644.66
Laguna Woods	\$633.00
Moorpark	\$627.50
Temple City	\$625.05
Cypress	\$625.00
Yorba Linda	\$614.20
Temecula	\$604.00
Long Beach	\$598.91
National City	\$595.00
Rancho Cucamonga	\$591.00
San Fernando	\$582.06
Solvang	\$553.65
San Jacinto	\$529.98
McFarland	\$524.30
Monrovia	\$520.00
Sierra Madre	\$515.00
El Segundo	\$514.50
Chino Hills	\$514.20
Victorville	\$513.25
Pomona	\$509.65
El Centro	\$478.00
Hemet	\$473.00
Highland	\$472.00
Brea	\$466.40
San Luis Obispo County	\$461.50
Oceanside	\$454.95
Grand Terrace	\$452.32
Bell Gardens	\$450.00
Upland	\$450.00
Montclair	\$444.50
Yucaipa	\$441.00
Claremont	\$435.00
Baldwin Park	\$432.07
Camarillo	\$430.40
Santa Barbara	\$430.00
Signal Hill	\$418.92
Beaumont	\$416.00

Glendale	\$0.00
Glendora	\$805.42
Goleta	\$174.00
Grand Terrace	\$452.32
Grover Beach	\$701.86
Guadalupe	\$415.00
Hawaiian Gardens	\$1,426.73
Hawthorne	\$943.45
Hemet	\$473.00
Hermosa Beach	\$649.89
Hesperia	\$295.92
Hidden Hills	\$224.91
Highland	\$472.00
Hope Ranch	\$293.21
Huntington Beach	\$0.00
Huntington Park	\$1,100.00
Imperial Beach	\$95.00
Imperial County	\$736.92
Indian Wells	\$0.00
Indio	\$738.00
Industry	\$966.75
Inglewood	\$1,066.00
Irvine	\$210.00
Irwindale	\$1,156.01
Isla Vista	\$293.21
Kern County	\$225.00
Kern County wildland area	\$360.00
La Canada Flintridge	\$356.00
La Habra	\$410.07
La Habra Heights	\$1,571.64
La Mesa	\$156.04
La Mirada	\$1,007.56
La Palma	\$211.00
La Puente	\$131.30
La Quinta	\$337.00
La Verne	\$331.40
Laguna Beach	\$0.00
Laguna Hills	\$182.70
Laguna Niguel	\$700.00
Laguna Woods	\$633.00
Lake Elsinore	\$734.77
Lake Forest	\$253.50
Lakewood	\$800.00
Lancaster	\$58.00
Lawndale	\$1,214.27
Lemon Grove	\$274.00

Big Bear Lake	\$415.00
Guadalupe	\$415.00
Thousand Oaks	\$411.21
La Habra	\$410.07
Rancho Palos Verdes	\$401.99
Westminster	\$400.00
Stanton	\$397.70
Monterey Park	\$394.51
Yucca Valley	\$391.10
Encinitas	\$388.42
Norco	\$375.00
Palm Springs	\$375.00
Kern County wildland area	\$360.00
Seal Beach	\$358.65
La Canada Flintridge	\$356.00
Arroyo Grande	\$350.00
Beverly Hills	\$350.00
Lynwood	\$350.00
San Juan Capistrano	\$350.00
La Quinta	\$337.00
La Verne	\$331.40
Palmdale	\$329.75
Simi Valley	\$327.00
Ojai	\$325.00
Apple Valley	\$316.46
Arvin	\$308.00
Los Angeles	\$307.64
Bradbury	\$306.46
Santa Clarita	\$300.00
Hesperia	\$295.92
Vista	\$295.00
Ballard	\$293.21
Buellton	\$293.21
Casmalia	\$293.21
Cuyama	\$293.21
Hope Ranch	\$293.21
Isla Vista	\$293.21
Los Alamos	\$293.21
Los Olivos	\$293.21
Montecito	\$293.21
Orcutt	\$293.21
Santa Barbara County	\$293.21
Santa Ynez	\$293.21
Summerland	\$293.21
Vandenberg Village	\$293.21
Ventucopa	\$293.21

Loma Linda	\$0.00
Lomita	\$1,183.08
Lompoc	\$763.27
Long Beach	\$598.91
Los Alamitos	\$942.37
Los Alamos	\$293.21
Los Angeles	\$307.64
Los Angeles County	\$1,143.75
Los Olivos	\$293.21
Lynwood	\$350.00
Malibu	\$761.10
Manhattan Beach	\$0.00
Maywood	\$797.94
McFarland	\$524.30
Menifee	\$220.00
Mission Viejo	\$0.00
Monrovia	\$520.00
Montclair	\$444.50
Montebello	\$852.30
Montecito	\$293.21
Monterey Park	\$394.51
Moorpark	\$627.50
Moreno Valley	\$155.00
Morro Bay	\$675.00
Murrieta	\$256.75
National City	\$595.00
Needles	\$973.00
Newport Beach	\$899.73
Norco	\$375.00
Norwalk	\$945.28
Oceanside	\$454.95
Ojai	\$325.00
Ontario	\$953.91
Orange	\$717.13
Orange County	\$16.00
Orcutt	\$293.21
Oxnard	\$900.00
Palm Desert	\$0.00
Palm Springs	\$375.00
Palmdale	\$329.75
Palos Verdes Estates	\$85.00
Paramount	\$1,081.52
Pasadena	\$198.00
Paso Robles	\$652.50
Perris	\$754.12
Pico Rivera	\$785.00

Twentynine Palms	\$289.96
Arcadia	\$283.00
Lemon Grove	\$274.00
Atascadero	\$272.50
Santa Paula	\$270.00
Murrieta	\$256.75
Lake Forest	\$253.50
Barstow	\$250.00
Carpinteria	\$244.70
Buena Park	\$242.00
Banning	\$236.00
El Cajon	\$225.00
Kern County	\$225.00
Villa Park	\$225.00
Hidden Hills	\$224.91
Menifee	\$220.00
Riverside County	\$214.71
Wildomar	\$214.71
Alhambra	\$212.64
Cathedral City	\$211.00
La Palma	\$211.00
Irvine	\$210.00
Riverside	\$210.00
Santee	\$206.30
Redondo Beach	\$202.00
Brawley	\$200.00
Pasadena	\$198.00
Rancho Mirage	\$194.00
Del Mar	\$190.00
Solana Beach	\$190.00
Laguna Hills	\$182.70
Adelanto	\$180.00
Goleta	\$174.00
Garden Grove	\$160.00
La Mesa	\$156.04
Fillmore	\$155.00
Moreno Valley	\$155.00
Ventura	\$150.03
Bakersfield	\$136.00
La Puente	\$131.30
Poway	\$131.25
Rosemead	\$121.95
Carlsbad	\$120.00
Wasco	\$111.70
Redlands	\$110.00
Escondido	\$102.00

Pismo Beach	\$1,305.31
Placentia	\$982.70
Pomona	\$509.65
Port Hueneme	\$100.00
Poway	\$131.25
Rancho Cucamonga	\$591.00
Rancho Mirage	\$194.00
Rancho Palos Verdes	\$401.99
Rancho Santa Margarita	\$806.81
Redlands	\$110.00
Redondo Beach	\$202.00
Rialto	\$0.00
Ridgecrest	\$701.89
Riverside	\$210.00
Riverside County	\$214.71
Rolling Hills	\$1,479.33
Rolling Hills Estates	\$1,167.98
Rosemead	\$121.95
San Bernadino County	\$0.00
San Bernardino (City)	\$0.00
San Clemente	\$0.00
San Diego	\$93.00
San Diego County	\$0.00
San Dimas	\$1,000.00
San Fernando	\$582.06
San Gabriel	\$1,479.22
San Jacinto	\$529.98
San Juan Capistrano	\$350.00
San Luis Obispo	\$40.00
San Luis Obispo County	\$461.50
San Marcos	\$100.00
San Marino	\$891.10
Santa Ana	\$0.00
Santa Barbara	\$430.00
Santa Barbara County	\$293.21
Santa Clarita	\$300.00
Santa Fe Springs	\$895.00
Santa Maria	\$705.59
Santa Monica	\$0.00
Santa Paula	\$270.00
Santa Ynez	\$293.21
Santee	\$206.30
Seal Beach	\$358.65
Shafter	\$101.64
Sierra Madre	\$515.00
Signal Hill	\$418.92

Shafter	\$101.64
Port Hueneme	\$100.00
San Marcos	\$100.00
Imperial Beach	\$95.00
San Diego	\$93.00
South Pasadena	\$87.50
Palos Verdes Estates	\$85.00
Delano	\$65.00
Lancaster	\$58.00
Blythe	\$54.20
Tehachapi	\$52.50
Chula Vista	\$45.00
San Luis Obispo	\$40.00
Orange County	\$16.00
Anaheim	\$0.00
Burbank	\$0.00
Costa Mesa	\$0.00
Culver City	\$0.00
Fontana	\$0.00
Glendale	\$0.00
Huntington Beach	\$0.00
Indian Wells	\$0.00
Laguna Beach	\$0.00
Loma Linda	\$0.00
Manhattan Beach	\$0.00
Mission Viejo	\$0.00
Palm Desert	\$0.00
Rialto	\$0.00
San Bernadino County	\$0.00
San Bernardino (City)	\$0.00
San Clemente	\$0.00
San Diego County	\$0.00
Santa Ana	\$0.00
Santa Monica	\$0.00
Ventura County	\$0.00
Average	\$501.78

Simi Valley	\$327.00
Solana Beach	\$190.00
Solvang	\$553.65
South El Monte	\$814.00
South Gate	\$821.88
South Pasadena	\$87.50
Stanton	\$397.70
Summerland	\$293.21
Tehachapi	\$52.50
Temecula	\$604.00
Temple City	\$625.05
Thousand Oaks	\$411.21
Torrance	\$1,009.20
Tustin	\$695.00
Twentynine Palms	\$289.96
Upland	\$450.00
Vandenberg Village	\$293.21
Ventucopa	\$293.21
Ventura	\$150.03
Ventura County	\$0.00
Vernon	\$686.75
Victorville	\$513.25
Villa Park	\$225.00
Vista	\$295.00
Walnut	\$1,844.57
Wasco	\$111.70
West Covina	\$815.00
West Hollywood	\$1,603.76
Westlake Village	\$1,389.40
Westminster	\$400.00
Whittier	\$1,328.37
Wildomar	\$214.71
Yorba Linda	\$614.20
Yucaipa	\$441.00
Yucca Valley	\$391.10
Average	\$501.78

View a comparative report of Solar Electric Permit Fees in Southern California at:
<http://angeles.sierraclub.org/energy/pvfeereport.asp>

Contacts: <mailto:SolarPermitFees@gmail.com>

Kurt Newick: Home Office: (408) 370-9636, cell: (408) 761-2029

Tamara Compeán: (626) 836-1948

RESOLUTION NO. 11-1645

A RESOLUTION OF THE CITY COUNCIL OF THE CITY OF AGOURA HILLS, CALIFORNIA, CONTINUING THE ENERGY EFFICIENCY INCENTIVE PROGRAM FOR THE INSTALLATION OF SOLAR PANELS AND ENERGY EFFICIENT WINDOW REPLACEMENTS

WHEREAS, on September 22, 2010, the City Council adopted Resolution No. 10-1601 entitled, "A RESOLUTION OF THE CITY COUNCIL OF THE CITY OF AGOURA HILLS , CALIFORNIA AMENDING FEES AND CHARGES FOR BUILDING AND SAFETY PERMITS FOR THE INSTALLATION OF SOLAR ELECTRIC SYSTEMS AND ENERGY EFFICIENT WINDOW REPLACEMENT."

WHEREAS, the City of Agoura Hills has implemented a one-year pilot incentive program for the community to incentivize greater energy efficiency by reducing the plan review and permit costs for solar system installations and window replacements;

WHEREAS, City staff has completed a study to determine an average cost incurred by Building and Safety staff to conduct plan review and inspection services;

WHEREAS, the fees established by this resolution are consistent with the intent of Government Code Section 65850.5.

NOW, THEREFORE, BE IT RESOLVED by the City Council of the City of Agoura Hills as follows:

Section 1. The City Council CONTINUES THE AMENDED FEES as outlined in previously adopts Resolution No. 10-1601, as follows:

1. **Residential photo voltaic (solar) electric systems:** FLAT RATE – ALL PROJECTS
Building Permit - \$250.00 Building and Safety Plan Check - \$70.00
2. **Commercial photo voltaic (solar) electric systems:** FLAT RATE – ALL PROJECTS
Building Permit - \$400.00 Building and Safety Plan Check - \$140.00
3. **Energy Efficient Window Replacement:** \$20.00 per window installed (Up to 3 windows)

Section 2. The Finance Department is hereby directed to incorporate the continuation of the foregoing reductions in the City's current Fee Schedule forthwith.

Section 3. The adoption of this resolution will allow the City Council of the City of Agoura Hills, to authorize the continuation of the reduced permit fee, as described in Section 1, above.

PASSED, APPROVED, AND ADOPTED this 14th day of September, 2011 by the following vote;

AYES: (0)
NOES: (0)
ABSENT: (0)
ABSTAIN: (0)

Harry Schwarz, Mayor

ATTEST:

Kimberly M. Rodrigues, City Clerk