

SECTION 1

Introducing the WorkCentre 5632 / 5638 / 5645 / 5655 / 5665 / 5675 / 5687 Multifunction Printer Series

PRODUCT OVERVIEW

Manage all of your business document needs with one powerful office device. The WorkCentre 5600 series of multifunction printers (MFPs) can help you improve your business processes, increase your office productivity, and simplify your MFP management requirements.

Streamline office workflows

The Xerox WorkCentre 5600 series offers all the tools you need to make regularly occurring work processes faster, easier and more efficient. A smartly configured WorkCentre device is your ultimate office ally.

- Xerox Extensible Interface Platform enables access to a variety of applications that extend the power of the WorkCentre with a few easy steps right on its touch screen
- Simplify your workflows with solutions including Scan to PC Desktop®, scan to email, FreeFlow® SMARTsend®, and Capture/Print, Save & Reprint.
- Support your specialized printing applications with features like annotation, Bates Stamping, tab printing, page-level programming and robust job-build capabilities.
- Extensive fax capabilities include internet fax, which lets you avoid long-distance charges, plus walk-up fax, LAN fax, and optional network server fax.
- An array of Xerox partner solutions extends the value of your WorkCentre MFP even further with advanced accounting, faxing and scanning capabilities.

Flexible performance

Maximize your productivity with a WorkCentre 5600 series MFP configured to meet the demands of your small, medium and large workgroups.


- Impressive range of copy and print speeds from up to 32 ppm to 87 ppm — performance to match the workload of any workgroup or department.
- The powerful 1.4 GHz SMart Network Controller concurrently processes all jobs received, performing multiple tasks simultaneously so you can access the functions you need, when you need them.

Scalable business solutions


With fast deployment and easy support, your WorkCentre 5600 series is ready to deliver the performance you need, when you need it, while keeping your business communications secure.

- Robust security features let you restrict access, manage usage and ensure confidentiality. Capabilities include network authentication, secure print, fax security, image overwrite, support for security protocols, and more.
- Xerox CentreWare® utilities ease management of WorkCentre MFPs, whether you are managing a single workgroup device or a fleet of MFPs running across your enterprise.
- Xerox Standard Accounting (XSA) software provides job-based accounting features for great control of print, copy, scan and fax costs.
- Innovative reliability features predict when components need replacement, helping prevent costly downtime.

WORKCENTRE 5632 / 5638 / 5645 / 5655 / 5665 / 5675 / 5687 SPECIFICATIONS



WorkCentre 5645



WorkCentre 5665

COPIER CONFIGURATION

The WorkCentre 5600 series delivers standard black-and-white copying.

Copy Performance:

- Output Speed —
 - Depending on model, up to 32, 38, 45, 55, 65, 75 or 87 ppm black-and-white
- First-Copy-Out Time (FCOT) —
 - WorkCentre 5632/5638: As fast as 4.6 seconds
 - WorkCentre 5645/5655: As fast as 3.4 seconds
 - WorkCentre 5665/5675/5687: As fast as 2.7 seconds
- Copy Resolution — 600 x 600 x 8 dpi, 4800 x 600 dpi interpolated (on 5632/5638/5645/5655) and 4800 x 1200 dpi interpolated (on 5665/5675/5687)
- Copy Feature Highlights — ID Card Copy, Copy/Print/Store/Reprint, Automatic two-sided output, Auto reduction and enlargement, Auto paper select, Auto tray switching, Transparencies, Booklet creation, Multi-up, Invert image, Covers, Annotation and Bates Stamping, Build job, Insert and tab copying, Sample set, Job storage

Paper Handling:

- Document Handling —
 - Platen Cover (available with 5632)
 - 75-sheet Duplex Automatic Document Feeder (DADF, optional for 5632, standard on 5638)
 - 100-sheet DADF (standard on 5645/5655/5665/5675/5687)

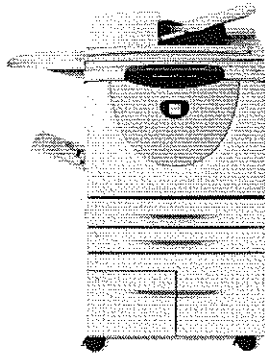
- DADF Performance —
 - WorkCentre 5632/5638/5645/5655 — 60 ipm
 - WorkCentre 5665/5675/5687 — 85 ipm
- Paper Input — 1,100 sheets minimum, 8,700 sheets maximum
 - Standard Trays:
 - Bypass Tray — 100 sheets, custom sizes from 4.13 x 5.83 in. (A6) to 11 x 17 in. (A3), 16 to 57 lb. bond/80 lb. cover (60 to 216 gsm)
 - Trays 1 and 2 — 500 sheets each, custom sizes from 5.5 x 8.5 in. (A5) to 11 x 17 in. (A3), 16 to 53 lb. bond 110lb. index (60 to 200 gsm)
 - High-Capacity Tandem Tray (optional on 5632, 5638, 5645, standard on 5655, 5665, 5675, 5687):
 - Trays 3 and 4 — 1,600 and 2,000 sheets, 8.5 x 11 in. (A4), 16 to 53 lb. bond/110 lb. index (60 to 200 gsm)
 - High-Capacity Feeder (optional on 5632, 5638, 5645, 5655, 5665, 5675, standard on 5687):
 - Tray 5 — 4,000 sheets, 8.5 in. x 11 in. (A4), 16 to 53 lb. bond/120 lb. index (60 to 216 gsm)
 - Optional 8.5 x 11 in./8.5 x 14 in. short-edge kit with 2,000-sheet capacity
 - Optional 11 x 17 in. (A3) short-edge kit with 2,000-sheet capacity
- Output Options —
 - Offset Catch Tray (standard): 300-sheet offset stacking
 - Multiple finishing options

Other Features:


- Optional Fax —
 - Walk-up 33.6 Kbps fax with one-line (32 MB) and two-line (256 MB) options
- Security Features —
 - Analog fax isolation
- Accounting Features —
 - Internal auditron (copy)
- Other Options —
 - Envelope Kit
 - 256 MB precollation memory
 - Foreign device interface
 - Xerox Copier Assistant
 - Upgrade Kit

Reliability:

- Duty Cycle —
 - WorkCentre 5632: 125,000 pages per month
 - WorkCentre 5638: 150,000 pages per month
 - WorkCentre 5645: 175,000 pages per month
 - WorkCentre 5655: 200,000 pages per month
 - WorkCentre 5665: 250,000 pages per month
 - WorkCentre 5675: 300,000 pages per month
 - WorkCentre 5687: 400,000 pages per month
- Warranty — Xerox Total Satisfaction Guarantee




WorkCentre 5645



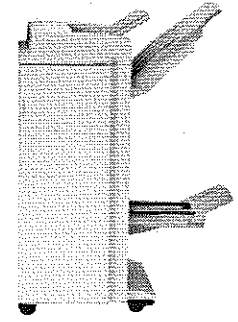
Offset Catch Tray
(not available on 5675/5687)



Basic Office Finisher
(5632/5638/5645 only)



Office Finisher
(not available on 5687)



Professional Finisher
(5632/5638/5645 only)

COPIER-PRINTER CONFIGURATION

Builds on the WorkCentre 5600 copier configuration by adding the following capabilities:

Print Features:

- Output Speed —
 - Depending on model, up to 32, 38, 45, 55, 65, 75 or 87 ppm black-and-white
- First-Page-Out Time —
 - WorkCentre 5632/5638: As fast as 9.2 seconds
 - WorkCentre 5645/5655: As fast as 7.0 seconds
 - WorkCentre 5665/5675/5687: As fast as 5.5 seconds
- Print Driver Resolution —
 - PostScript® 3™ emulation — 600 x 600 dpi, 1200 x 1200 dpi
 - PCL® 6 and 5e emulation — 600 x 600 dpi, 4800 x 1200 (using high addressability)
- Print Feature Highlights — Copy/Print/Store/Reprint, Delay/Sample/Secure/Store print, Simultaneous RIP/receive/program-ahead, Automatic two-sided output, Watermark, Annotation, Bidirectional print drivers, Exception page programming, Tab printing, Job monitoring at device and desktop

Other Features:

- Optional Fax —
 - Walk-up 33.6 Kbps fax with one-line (32 MB) and two-line (256 MB) options and optional LAN fax
 - Internet fax enablement, Network server fax enablement

Optional Scanning —

- Destinations: Scan to email, Scan to mailbox, Scan to PC, Scan to Home, Network scanning
- Applications: Scan to PC Desktop, Xerox FreeFlow SMARTsend

Security Features —

- Document: Password-protected PDF, Secure fax, Secure print, Secure watermark
- Device: Audit log, Restrict job detail display, Xerox Secure Access Unified ID System™ with Follow You Print™, User authentication
- Hard Drive: Encrypted hard drive, Image overwrite
- Network: Digitally signed documents, Encrypted email, Fax and network isolation, Firewall, IEEE 802.1x protocol, IPSec, IPv6 support, Secure data protocols


Accounting Features —

- Standard: Internal auditor (copy), Xerox Standard Accounting (copy, print, fax, scan)
- Optional: Job-based accounting (third-party applications), Network accounting application


Controller:

- Processor — 1.4 MHz Athlon
- Memory — 256 MB
- Hard Drive — 80 GB shared (minimum)
- Connectivity — 10/100Base-TX Ethernet, optional USB 2.0, 10Base2, 10Base5 and 802.11b Wireless Ethernet (via third-party adapters)
- PDL Support — PCL® 6 and 5e emulations, PostScript® 3™ emulation, TIFF (6.0 old JPEG and new JPEG), TIFF Fax Extended (TIFF-FX), PDF, third-party transforms for LCDS/SCS/XES/IPDS


WORKCENTRE 5632 / 5638 / 5645 / 5655 / 5665 / 5675 / 5687 SPECIFICATIONS (CONTINUED)




WorkCentre 5665




High Volume Finisher
(5655/5665/5675/5687 only)



High Volume Finisher
with Booklet Maker
(5655/5665/5675/5687 only)



Post-process Inserter
(5655/5665/5675/5687 only)



Z-Fold/C-Fold Unit
(5655/5665/5675/5687 only)

COPIER-PRINTER-SCANNER CONFIGURATION

Builds on the copier-printer configuration by adding the following capabilities:

Scan Features:

- Scan Speed with DADF —
 - WorkCentre 5632/5638/5645/5655 — 60 ipm black-and-white
 - WorkCentre 5665/5675/5687 — 85 ipm black-and-white, 28 ipm color (optional)
- Resolution — Up to 600 x 600 dpi
- File Formats — PDF, high-compression PDF, searchable PDF, JPEG, TIFF, multipage TIFF, and XPS
- Color Scanning — Optional on WorkCentre 5665/5675/5687
- Destinations — Scan to email, Scan to mailbox, Scan to PC, Scan to Home, Network scanning
- Applications — Scan to PC Desktop, Xerox FreeFlow SMARTsend

Fax Features:

- Internet fax, Network server fax
- Optional walk-up 33.6 Kbps fax with one-line (32 MB) and two-line (256 MB) options and optional LAN fax
- Compression —
 - Phone-line fax: MH, MR, MMR, G3, Super G3
 - Internet/Network server fax: PDF, multipage TIFF, image-only PDF with G3 MH/G4 MMR/JPEG compression, TIFF-FX with G3 MH/JPEG compression
- Features — Two-sided send and receive, print on fax up to 11 x 17 in. (A3)

FINISHING OPTIONS

Multiple finishers are available to help you meet your demanding workload:

Office Catch Tray (not available on 5675/5687):

- 300-sheet stacking

Basic Office Finisher (available on 5632/5638/5645):

- 1,000-sheet stacking plus 250-sheet top tray
- 30-sheet single-position stapling

Office Finisher (not available on 5687):

- 2,000-sheet stacking plus 250-sheet top tray
- 50-sheet multiposition stapling
- Optional hole-punching

Professional Finisher (available on 5632/5638/5645):

- 1,500-sheet stacking plus 250-sheet top tray
- 50-sheet multiposition stapling
- 3-hole punch (2-hole option)
- Saddle-stitch booklet making
- V-folding

High Volume Finisher (HVF, available on 5655/5665/5675/5687):

- 3,000 sheets plus 250-sheet top tray
- 100-sheet multiposition stapling
- Optional hole-punching

HVF with Booklet Maker

(available on 5655/5665/5675/5687):

- 3,000 sheets plus 250-sheet top tray
- Adds up to 15 sheet booklet making with saddle-stitch

Z-Fold/C-Fold unit option for HVF with Booklet Maker:

- Adds letter-size C- and Z-folding

Post Process Inserter option for HVF and HVF with Booklet Maker:

- Adds preprinted inserts

Convenience Stapler:

- 50-sheet stapling

Section 2


Evaluating Multifunction Printers

OVERVIEW

Xerox invented laser printing, Ethernet networking, and the first digital MFP — we've invested years of research and development in designing the most productive office solutions in the industry. This experience has positioned Xerox as the recognized leader in office MFP design and performance. Based on our in-depth understanding of customer requirements in the office, Xerox recommends that you consider the following criteria in your evaluation process of departmental-class copier/printers.

- ✓ **Productivity**
Can it keep up with the demands of your daily and monthly workloads?
- ✓ **Installation and Deployment**
How does the MFP ease the demands of the deployment process?
- ✓ **Ease of Use and Management**
Does the MFP include tools and features to lighten the load for your IT staff?
- ✓ **Reliability**
Is the MFP robust enough to meet your needs and backed by quality service?
- ✓ **Versatility**
Can the MFP be customized to meet your specific needs?
- ✓ **Security**
Does the MFP help keep your confidential information private?
- ✓ **Cost Control**
Can you monitor and control your organization's cost of printing?

MFPs often look the same from the outside. Judging from a quick glance at features and performance specifications, you might conclude that MFPs are largely equals. This section of the Evaluator Guide suggests ways you can evaluate MFPs more thoroughly. You'll soon learn that the WorkCentre 5600 series will exceed all your requirements.




WorkCentre 5655

EVALUATE PRODUCTIVITY

In addition to actual print engine speed, consider the things that affect overall throughput. Are the MFP's scanning and faxing features powerful enough to support your busy departments? What is the warm-up wait time? Is the device appropriately sized for the entire workgroup? Can features be used simultaneously, or are employees forced to wait for the device to become "free"? Is the system designed to minimize network traffic? Can you monitor the device functions from your desktop and/or at the device?

THE XEROX
ADVANTAGE

HOW THE WORKCENTRE 5600 SERIES EXCEEDS THE PRODUCTIVITY REQUIREMENT



PRODUCTIVITY

The productivity of the WorkCentre 5600 series starts with seven output-engine-speed options, which deliver output speeds from up to 32 ppm black-and-white to up to 87 ppm black-and-white — ensuring the right fit for a wide array of office environments and workgroups. Document handling speed is notable as well, with a 100-sheet DADF that scans single-sided documents at 60 or 85 ipm and double-sided documents at 28 or 38 ipm. With FCOTs ranging from as fast as 4.6 seconds to 2.7 seconds and FPOTs from as fast as 9.2 seconds to 5.5 seconds, you won't have to wait long for your jobs to get started either.

NETWORK PERFORMANCE

Performance isn't limited to raw document feeds and speeds. All network-enabled WorkCentre 5600 MFPs feature the Xerox SMart Controller, which utilizes a 1.4 GHz processor with a minimum 80 GB hard drive. It's ready and able to process your large, complex print and scan jobs. In addition, 10/100Base-TX Ethernet connectivity comes standard for shared network printing, and optional adapters for 10Base2, 10Base5, 802.11b wireless Ethernet, and USB ensure you can connect the WorkCentre 5600 series to your company's specific needs.

The WorkCentre 5600 series is easy on your network as well. With RAM collation, files are sent over the network just once no matter how many sets are printed. Job pipelining allows the MFP to process print jobs even if the print engine is busy with an earlier print job — thus optimizing system performance by avoiding delays during job processing.

IMAGE QUALITY

With up to 4800 x 1200 interpolated dpi copy resolution, the WorkCentre 5600 series generates high-quality copies and prints with crisp text and images. Xerox also delivers multiple Page Description Languages (PDLs) to ensure your printed output meets your high expectations, including PostScript® 3™, XPS, PCL® 5e and PCL 6 emulations, and HP-GL2.

CONCURRENCY

The WorkCentre 5600 series SMart Controller also helps avoid bottlenecks at the front panel. Concurrent operation means you won't have to wait until a long print job is complete to program a fax, scan or copy job. By keeping the front panel available for programming while the print engine is busy, your employees can stay productive and avoid idle time waiting for the MFP. Scan and fax jobs can be programmed and executed without waiting for the print engine to become available, while newly programmed copy jobs will join the job queue and be executed when earlier jobs are completed.

MONITORING SYSTEM STATUS

With the WorkCentre 5600 series, up-to-date information on every job you process — print, copy, scan, email or fax, plus in-depth device information — is always at your fingertips. Whether at the device or from your desktop, you can manage documents and jobs through an integrated job queue with a few mouse-clicks or button pushes.

EVALUATE INSTALLATION AND DEPLOYMENT

Installing and deploying a fleet of copier/printers and multifunction printers throughout your organization is a potentially time-consuming, complicated process. This is not limited to physically placing the units in your environment; it is really about how these systems will integrate into your existing network infrastructure. You also need to consider the process required to deploy printing and scanning services to your users, and how automated that process can be.



HOW THE WORKCENTRE 5600 SERIES EXCEEDS THE INSTALLATION AND DEPLOYMENT REQUIREMENTS

INSTALLATION

When you choose Xerox, you can rest assured that your equipment will be delivered and installed to your specifications and expectations. All network-enabled configurations include a 10/100Base-TX Ethernet connection with features including automatic IP addressing, device naming, and Ethernet speed sensing to provide simple and automatic network installation. Management and system setup can be accomplished through a variety of means, including easy wizard-based processes found within Xerox CentreWare Web. Features like cloning enable multiple-device installation onto networks with identical settings, eliminating the need to set up each system individually.

DEPLOYMENT

Another critical area to evaluate is how to deploy print and scan drivers to your employees' computers. Print and scan drivers can be deployed centrally, so your IT staff needn't perform desk-to-desk manual installation of the driver software. Again, CentreWare Web wizards are provided to aid in the processes of installing, troubleshooting and upgrading print and scan drivers for your employees, freeing up your IT staff for more pressing projects. Driver support is delivered for Windows (2000 / Server 2003 / XP / Vista), including most operating systems with 32- and 64-bit drivers; Macintosh OS 10.3 and above; and multiple UNIX and Linux platforms.

EVALUATE EASE-OF-USE AND MANAGEMENT

Look for fully integrated functions that work together to create more value than the sum of their parts. Are the functions easy to learn? Is the user interface consistent from function to function? Do the network features give you full access to the power of your network? Does the device include additional software to take full advantage of your digital documents? Is the device easy for your IT organization to manage as part of its infrastructure?



HOW THE WORKCENTRE 5600 SERIES EXCEEDS THE EASE-OF-USE REQUIREMENT

FRONT PANEL USER INTERFACE



It doesn't matter if your job is simple or complex — the front panel user interface (UI) is easy to learn and offers quick job programming. It features touch-screen functionality and intuitive organization, with the most commonly accessed features on the default screen and tab-based access to advanced programming features. A selection of buttons accompanies the touch-panel UI for manual command and numbers inputs, management features access, and job execution (with the familiar green Start button). Third-party applications can be integrated with the front panel UI as well (for more information, see Expandability on page 14). Whether you've used a Xerox copier/printer or multifunction printer in the past or not, you will find the Work-Centre 5600 series a pleasure to use.

BIDIRECTIONAL PRINT DRIVERS


The WorkCentre 5600 series utilizes CentreWare print drivers to provide an easy, intuitive way to program jobs and get updated system status information. Like the front-panel touch-screen UI, the print drivers are intuitively organized by tabs. The most commonly used features are located on the default tab, with advanced features easily accessible when programming more complex jobs. The print drivers also provide bidirectional information like system status, job status, currently loaded paper sizes, installed options and more.



HOW THE WORKCENTRE 5600 SERIES EXCEEDS THE EASE-OF-MANAGEMENT REQUIREMENT

NETWORK MANAGEMENT

It couldn't be easier for the network administrator: The WorkCentre 5600 series integrates into virtually any network environment. Network configuration is made simple with CentreWare Web configuration wizards, which eliminate the need for your IT staff to perform tasks at the front panel of each device on your network. The WorkCentre 5600 series includes support for multiple native network environments, including TCP/IP, IPv6, SNMP, SMB, Novel IPX, AppleTalk and IPP.



XEROX CENTREWARE SOFTWARE

Xerox CentreWare Web (CWW) software is a powerful device management solution for IT departments. CWW is free software that eases the chore of installing, configuration, managing, monitoring and pulling reports from the networked printers and multifunction printers throughout your enterprise — regardless of vendor. Xerox also addresses enterprise asset management through compatibility with network management tools for Sun, Novell, Microsoft and other environments.

The WorkCentre 5600 series also includes CentreWare Internet Services (CWIS), an embedded web server that allows employees and IT personnel to perform detailed status checks on the system and consumables, administer system settings, and manage access and accounting controls via any standard web browser.

AUTOMATED SUPPLIES REPLENISHMENT

Xerox offers SMart eSolutions*, an application for automating and simplifying device management and ownership. The two SMart eSolutions applications, MeterAssistant and SuppliesAssistant, automate the process of reporting MFP usage data to Xerox and automatically ordering replacement supplies when toner levels run low.

- MeterAssistant™ — automatically collects and securely submits your device meter reads to Xerox using a built-in audit process to increase billing accuracy
- SuppliesAssistant™ — proactively manages toner supplies and monitors usage to ensure you have the right supplies at the right time

XEROX OFFICE SERVICES

Lastly, Xerox offers a set of services for managing document output and asset infrastructure in offices. These services deliver measurable business results by leveraging a powerful set of office technologies, business processes, methodologies and software tools to reduce costs and improve productivity. These offerings are summarized in Section 3 of this guide.

*SMart eSolutions is available in the U.S. only.

EVALUATE RELIABILITY

Office productivity relies on tools that do their jobs day in and day out. Consider how often you need to intervene to replace paper or other consumables or to clear jams. How easy is that intervention, and how long is the device typically down? If outside assistance is required, how easy is it to arrange and how long do you have to wait? Is the device a reliable network citizen? Has it been tested and certified by independent industry participants?



HOW THE WORKCENTRE 5600 SERIES EXCEEDS THE RELIABILITY REQUIREMENT

DAY-TO-DAY RELIABILITY

Reliability comes in two forms: system reliability and image reliability. The WorkCentre 5600 series has been designed to provide maximum system reliability and uptime: Simple paper paths and minimal moving parts help optimize day-to-day reliability and contribute to monthly duty cycles* of:

- WorkCentre 5632 — 125,000
- WorkCentre 5638 — 150,000
- WorkCentre 5645 — 175,000
- WorkCentre 5655 — 200,000
- WorkCentre 5665 — 250,000
- WorkCentre 5675 — 300,000
- WorkCentre 5687 — 400,000

*Duty cycle is a measure of the maximum number of copies/prints that can be run during peak periods.

Any paper jams or misfeeds that do occur can be easily cleared through access doors on the front of the machine, enabling your employees to proactively resolve most issues and limit calls to your help desk. With a maximum paper capacity of up to 8,700 sheets, the WorkCentre 5600 series also minimizes the need for user to reload paper. Xerox SMart Kit™ technology also helps minimize downtime by predicting when critical parts will fail and alerting you to order replacement units. SMart Kit replaceable units are as simple and easy to replace as toner cartridges. Further, if a WorkCentre 5600 series MFP does experience an interruption in service, CentreWare alerts can be configured to inform IT staff.

SERVICE/SUPPORT

Building on the reliability engineered into the WorkCentre 5600 series, Xerox has trained and developed a sophisticated service-delivery network capable of maintaining your equipment, addressing issues you encounter, and training your IT staff and employees on how to get the most out of your equipment.

SERVICE/SUPPORT

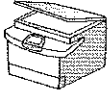
Building on the reliability engineered into the WorkCentre 5600 series, Xerox has trained and developed a sophisticated service-delivery network capable of maintaining your equipment, addressing issues you encounter, and training your IT staff and employees on how to get the most out of your equipment.

EVALUATE VERSATILITY

How many functions can the device perform? Does the system support the media types and capacity your employees require? Does the copier/printer offer the kinds of finishing options that can help your employees get their jobs done more efficiently?



HOW THE WORKCENTRE 5600 SERIES EXCEEDS THE VERSATILITY REQUIREMENT



COPY FEATURES

The WorkCentre 5600 series comprises reliable, workgroup-class digital MFPs capable of supporting the daily copying volumes of your busy employees. These MFPs feature a powerful combination of output speed, original handling and advanced copy features.

WorkCentre 5600 series copy-performance speeds vary by model:

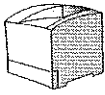
- WorkCentre 5632/5638 — up to 32/38 ppm, as fast as 4.6 sec. FCOT
- WorkCentre 5645/5655 — up to 45/55 ppm, as fast as 3.4 sec. FCOT
- WorkCentre 5665/5675/5687 — up to 65/75/87 ppm, as fast as 2.7 sec. FCOT

The WorkCentre 5600 series DADF makes quick work of your print jobs by combining fast processing speeds and large capacities:

- WorkCentre 5632/5638 — 60 ipm, 75-sheet capacity
- WorkCentre 5645/5655 — 60 ipm, 100-sheet capacity
- WorkCentre 5665/5675/5687 — 85 ipm, 100-sheet capacity

A rich set of copy features enables your employees to create ready-to-distribute hard copies. Copy feature highlights include:

- ID Card Copy — scans both sides of an ID card and prints it faceup on a single sheet of paper
- Automatic booklet creation — create booklets by, for example, printing four letter-size pages onto tabloid-size media for folding as a four-page booklet
- Automatic tray selection — selects correct tray for specified media without requiring user intervention
- Automatic two-sided copies — create two-sided copies of single- or double-sided originals
- Bates Stamping — a key feature for legal and health-care environments, adds sequential page numbering, date and time marks, copyright information, and other information to copy output
- Copy/Print/Store/Reprint — scan, store and reprint commonly copied documents via convenient front panel access
- Electronic precollation — collates multiple-set copies in memory to maximize output speed
- Multi-up — prints multiple original pages onto a single copied page
- Sample set — prints the first copy set for verification before releasing the remaining sets
- Store and recall job programming — store settings for complex, commonly executed copy jobs

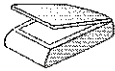


PRINT FEATURES

As with copying, the WorkCentre 5600 series delivers a range of output speeds to fit your organization's specific needs. Black-and-white print speeds vary by model, ranging from up to 32 ppm to up to 87 ppm.

Building on the impressive printing performance is a versatile array of print features, highlighted by:

- Booklet creation — formats and organizes electronic documents for printing as hard-copy booklets
- Copy/Print/Store/Reprint — store and reprint commonly printed documents
- Cover selection — choose specialty media for cover pages
- Poster printing — enlarges an image by printing it onto multiple pages
- Secure/delay print — print jobs are held in memory until a PIN code is entered at the front panel, ensuring prints are not left unattended at the MFP
- Transparency interleave — inserts blank or printed plain paper between printed transparencies
- Watermarks — Adds labels such as “Draft,” “Confidential,” or customized messages to printed documents



SCAN FEATURES

The WorkCentre 5600 series offers powerful network scanning capabilities for companies that routinely digitize hard-copy documents. Network scanning serves as a digital on-ramp for your hard-copy documents, enabling them to be distributed, edited, archived, and utilized by your enterprise applications.

The WorkCentre 5600 series DADF encompasses a range of scan performance levels and capacities:

- WorkCentre 5632/5638 — 60 ipm black-and-white, 75-sheet capacity
- WorkCentre 5645/5655 — 60 ipm black-and-white, 100-sheet capacity
- WorkCentre 5665/5675/5687 — 85 ipm black-and-white, 28 ipm color (optional), 100-sheet capacity

The WorkCentre 5600 series supports a variety of scan destinations, including:

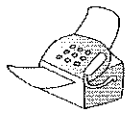
- Scan to Email — send scanned images to email recipients, with authentication and LDAP for network security and integration
- Scan to Mailbox — stores scanned images on hard drive for retrieval at desktop
- Scan to PC — scans documents directly to a PC by selecting a PC from the local address book or by browsing the network on the front panel UI
- Scan to Home — sends scanned images to a preassigned “home” destination such as an e-mail address, FTP location or folder
- Network Scanning — templates enable transportation of scanned images to multiple predefined locations

Additional Xerox scan software is available to expand the capabilities of your WorkCentre 5600 series MFP:

- Xerox Scan to PC Desktop® — bundles Nuance® PaperPort® software for scanning, organizing and sharing images with Nuance OmniPage® software, which converts hard-copy documents into searchable and editable electronic files
- Xerox SMARTsend® — eases the process of editing metadata, choosing file formats, and distributing scanned files to multiple destinations, including remote printers, email, network folders, mailboxes, fax destinations, and more

In addition to a flexible set of destinations and additional software, the WorkCentre 5600 series includes a set of scan features highlighted by:

- File formats — support for PDF and searchable PDF, JPEG, TIFF, multipage TIFF, and XPS
- Scan resolution — up to 600 x 600 dpi



FAX FEATURES

The WorkCentre 5600 series also offers optional fax capabilities that help further consolidate office devices. This full-featured fax solution combined with the concurrency of the WorkCentre 5600 series means you won't need a dedicated fax machine any longer. Fax features include:

- Walk-up fax — traditional 33.6 Kbps phone-line faxing via front panel with one- and three-line options
- Network server fax enablement — allows faxes to be sent and received digitally over the network with support for SMTP and POP3
- Internet fax enablement — transmits faxes digitally via the internet with support for SMTP and POP3
- LAN fax — transmits faxes digitally from desktop computers via print driver
- Large format support — print received faxes on 11 x 17 in. paper
- Two-sided fax — send and receive two-sided documents
- Secure fax — holds received faxes until PIN code is entered
- Format support —
 - Phone-line fax — G3, Super G3
 - Internet/Network server fax — PDF, multipage TIFF, image-only PDF with G3 MH/G4 MMR/JPEG compression, TIFF-FX with G3 MH/JPEG compression

MEDIA SUPPORT AND CAPACITY

The WorkCentre 5600 series offers scalable paper capacity to handle the needs of offices of all sizes. Standard paper capacity starts at 1,100 sheets, with an optional maximum capacity of 8,700 sheets. Paper capacity and media support offered by the WorkCentre 5600 series include:










- Standard Trays —
 - Bypass Tray — 100 sheets, custom sizes from 4.13 x 5.83 in. (A6) to 11 x 17 in. (A3), 16 to 57 lb. bond/80 lb. cover (60 to 216 gsm)
 - Trays 1 and 2 — 500 sheets each, custom sizes from 5.5 x 8.5 in. (A5) to 11 x 17 in. (A3), 16 to 53 lb. bond/110 lb. index (60 to 200 gsm)

EVALUATE VERSATILITY (CONTINUED)

- High-Capacity Tandem Tray (optional on 5632, 5638, 5645, standard on 5655, 5665, 5675, 5687) —
 - Trays 3 and 4 — 1,600 and 2,000 sheets, 8.5 x 11 in. (A4), 16 to 53 lb. bond/110 lb. index (60 to 200 gsm)
- High-Capacity Feeder (optional on 5632, 5638, 5645, 5655, 5665, 5675, standard on 5687) —
 - Tray 5 — 4,000 sheets, 8.5 in. x 11 in. (A4), 16 to 53 lb. bond/120 lb. index (60 to 216 gsm)
 - Optional 8.5 x 11 in./8.5 x 14 in. short-edge kit with 2,000-sheet capacity
 - Optional 11 x 17 in. (A3) short-edge kit with 2,000-sheet capacity

FINISHING FEATURES

The WorkCentre 5600 series gives you multiple choices to ensure you get the right set of finishing features for your employees and the documents they produce on a regular basis. When purchasing a WorkCentre 5600 series MFP, you'll have your choice of:

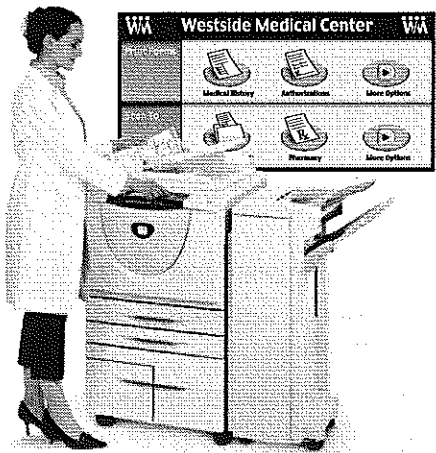
	<ul style="list-style-type: none"> • Offset Catch Tray (available on 5632/5638/5645/5655/5665): <ul style="list-style-type: none"> • 300-sheets stacker
	<ul style="list-style-type: none"> • Basic Office Finisher (available on 5632/5638/5645): <ul style="list-style-type: none"> • 1,000-sheet stacking plus 250-sheet top tray • 30-sheet single-position stapling
	<ul style="list-style-type: none"> • Office Finisher (available on 5632/5638/5645/5655/5665/5675): <ul style="list-style-type: none"> • 2,000-sheet stacking plus 250-sheet top tray • 50-sheet multiposition stapling • Optional hole-punching
	<ul style="list-style-type: none"> • Professional Finisher (available on 5632/5638/5645/5655/5665/5675): <ul style="list-style-type: none"> • 1,500-sheet stacking plus 250-sheet top tray • 50-sheet multiposition stapling • 3-hole punch (2-hole option) • Saddle-stitch booklet making • V-folding
	<ul style="list-style-type: none"> • High Volume Finisher (HVF) (available on 5655/5665/5675/5687): <ul style="list-style-type: none"> • 3,000 sheets plus 250-sheet top tray • 100-sheet multiposition stapling • Optional hole-punching
	<ul style="list-style-type: none"> • HVF with Booklet Maker (available on 5655/5665/5675/5687): <ul style="list-style-type: none"> • 3,000 sheets plus 250-sheet top tray • Adds up to 15 sheet booklet making with saddle-stitch
	<ul style="list-style-type: none"> • Z-Fold/C-Fold unit option for HVF with Booklet Maker: <ul style="list-style-type: none"> • Adds letter-size C- and Z-folding
	<ul style="list-style-type: none"> • Post Process Inserter option for HVF and HVF with Booklet Maker: <ul style="list-style-type: none"> • Adds preprinted inserts
	<ul style="list-style-type: none"> • Convenience Stapler: <ul style="list-style-type: none"> • 50-sheet stapling

EVALUATE VERSATILITY (CONTINUED)

EXPANDABILITY

The WorkCentre 5600 series includes the Xerox Extensible Interface Platform (EIP), which enables third-party software vendors to develop customized applications for Xerox MFPs. EIP enables customer user interfaces to display on the MFP front panel, and to integrate with broader network applications like enterprise content management (ECM) systems and accounting solutions. For example, authenticated users can:

- Browse a list of documents in your ECM system and select one (or more) to print
- Select a personal folder in that same ECM system and scan a hard-copy document for storage
- Receive their own personalized lists of locations for retrieving or scanning documents, based on their user information



EIP also enables custom card-based authentication solutions that control access to MFP features and integration with network applications. Two examples of card-based EIP applications:

- Xerox Secure Access Unified ID System™ — enables user login with existing magnetic or proximity ID cards, providing quick and secure access to device functions that need to be tracked for accounting or regulatory requirements
- Follow-You™ Printing — decreases downtime and document security by submitting print jobs to a secure print queue for printing to any available networked device after user authentication (traditional or card-based login)

EVALUATE SECURITY CAPABILITIES

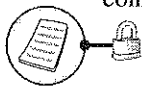
What types of security requirements are critical to your office? Does the device have the security features to meet these demands? Can device access be password protected? Does the system remove latent images on its hard drive? Does the system have features in place to protect confidential documents?

THE XEROX
ADVANTAGE

HOW THE WORKCENTRE 5600 SERIES EXCEEDS THE SECURITY REQUIREMENT

INTEGRATED SECURITY

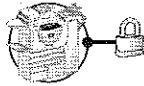
In today's business environment, security is a critical competency. The technology you deploy into your organization must have a complete set of capabilities to help keep your confidential information safe. The WorkCentre 5600 series delivers security features that protect your confidential information at all points of document vulnerability:



Document —

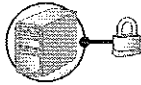
- Secure fax — protect faxed documents by requiring a PIN access code before the received fax is printed
- Secure print — holds print jobs at the MFP before they are printed

EVALUATE SECURITY CAPABILITIES (CONTINUED)



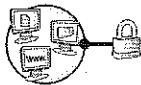
Device —

- Audit log — tracks printing, scanning and network fax activities by user, time and date
- Restrict job detail display — hides job names when nonauthenticated users view job queue
- Secure Access Unified ID System™ — magnetic card-based access eases authentication and access to device features
- User Authentication — restricts access to device features and management settings by validating user names and passwords, with SMB, LDAP, LDAP+SSL, and Kerberos integration



Hard Drive —

- Encrypted disk drive — applies 128-bit encryption to data stored on the MFP hard drive
- Image overwrite — electronically “shreds” data stored on the MFP hard drive using an algorithm specified by U.S. Department of Defense Directive 5200.28-M



Network —

- Digitally signed documents — creates signatures using a variety of methods, including S/MIME, password encryption and device certificates
- Encrypted email — encrypts email messages sent by the MFP to your email server
- Fax and network isolation — controller architecture separates the network connection and the fax telephone line to avoid incoming fax-based network attacks
- Firewall — restricts access via IP address filtering, domain filtering and port blocking
- IEEE 802.1x protocol — ensures devices connected to the network are properly authenticated
- IPSec — encrypts print jobs sent to the MFP utilizing IPSec
- IPv6 support — built-in support for networks utilizing the IPv6 standard
- Secure data protocols — secures network communications with industry standards including HTTPS (SSL), SNMP v3.0, and IPSec

THIRD PARTY CERTIFICATION

Xerox has a proven track record of participation and compliance with emerging government security standards and third-party testing and certification. The prime example of the Xerox commitment is our participation in the Common Criteria Certification process: Xerox submits its products, along with highly structured statements of the product's information security capabilities, for validation by an independent, government-sponsored laboratory. Certification is a costly, rigorous, time-consuming process. The WorkCentre 5600 series will be submitted for certification shortly after public availability. Check the Xerox security pages (www.xerox.com/security) for more up-to-date information. Xerox currently has more MFP products certified than any vendor in the industry.

For more information on Xerox security, visit www.xerox.com/security.

EVALUATE COST CONTROL

One of the most important things to consider when evaluating an MFP is its cost of operation. Does the vendor provide the tools you need to control access and use of the system's color features? Are the accounting tools available to help track and assign printing costs? Does the vendor offer tools and services to help you right-size your deployment?



HOW THE WORKCENTRE 5600 SERIES EXCEEDS THE COST CONTROL REQUIREMENT

ACCOUNTING CAPABILITIES

Xerox provides multiple levels of accounting capabilities to give your organization the control it needs for tracking and assigning costs. These tools include:

- **Auditron** — controls and tracks and enables quota setting for output for copy activity by user or workgroup for analysis and billing purposes
- **Xerox Standard Accounting (XSA)** — builds on Auditron by adding web-based remote management for copy, print, scan and fax activity
- **Network Accounting** — job-based accounting enables Xerox MFPs to integrate with third-party accounting and billing solutions from Xerox Business Partners
- **Foreign device interface** — enables you to add external third-party access and accounting devices to your Xerox MFP, such as magnetic card readers or coin-operation devices

ASSESSMENT OPTIONS

Xerox can help you decrease your overall document costs by optimizing and right-sizing your technology deployment. Three levels of assessment tools and services are available to help you deploy the right mix of equipment to best serve the needs of your environment:

- **LEVEL 1: Xerox Office Efficiency Calculator** — A five-minute, web-based “instant analysis” offers suggestions on your technology needs by comparing information you enter on your environment against key industry metrics.
- **LEVEL 2: Xerox Office Productivity Advisor (XOPA)** — More in-depth, web-based tool assesses your specific document environment. XOPA results suggest better ways to manage page volume between printing, copying and faxing — they deliver end user satisfaction and cost efficiency. XOPA is a free service performed by your local Xerox sales representative.
- **LEVEL 3: Xerox Office Document Assessment (ODA)** — An analytical model that measures and analyzes your current document production infrastructure, the ODA provides in-depth improvement plans for significant cost savings and increased efficiency. The ODA is a six-sigma, fee-based tool and consultative service oriented more at enterprise-level organizations.

SECTION 3

Configurations, Specifications, Supplies, Support and Additional Information Sources

CONFIGURATION SUMMARY

	Basic Office Finisher	Office Finisher	Professional Finisher	High-Volume Finisher (HVF)	HVF with Booklet Maker	Post-process Inserter
Convenience Stapler						
High Capacity Feeder						
Offset Catch Tray						
Z-Fold/C-Fold Unit						
	Copier		Copier/Printer		Copier/Printer/Scanner	
	5632 / 5638 / 5645 / 5655 / 5665 / 5675 / 5687		5632 / 5638 / 5645 / 5655 / 5665 / 5675 / 5687		5632 / 5638 / 5645 / 5655 / 5665 / 5675 / 5687	
Speed	Up to 32 / 38 / 45 / 55 / 65 / 75 / 87 ppm		Up to 32 / 38 / 45 / 55 / 65 / 75 / 87 ppm		Up to 32 / 38 / 45 / 55 / 65 / 75 / 87 ppm	
Device Memory 5632/5638/5645/5655/5665/5675/5687:	128 MB std / 768 MB max 256 MB std / 768 MB max		640 MB std / 1024 MB max 768 MB std / 1024 MB max		640 MB std / 1024 MB max 768 MB std / 1024 MB max	
Paper Handling	Platen (available with 5632); Duplex Automatic Document Handler (DADH) : 5632 / 5638: 75 sheets, 5645 / 5655 / 5665 / 5675 / 5687: 100 sheets Bypass Tray : 100 sheets; Custom sizes: 4.25 x 5.5 in. to 11 x 17 in. / A6 to A3; 16–53 lb. bond / 60–216 gsm Trays 1–2 : 500 sheets each; Sizes: 5.5 x 8.5 in. to 11 x 17 in. / A5 to A3; 16–53 lb. bond / 60–200 gsm					
Paper input Standard						
Optional	Stand (available with 5632 / 5638 / 5645); High Capacity Tandem Tray (standard on 5655 / 5665 / 5675 / 5687): 3,600-sheet total (1,600 and 2,000 sheets); Size: 8.5 x 11 in. / A4; High Capacity Feeder (HCF) : 4,000 sheets; Size: 8.5 x 11 in. / A4 long edge feed (standard on 5687); HCF Kits (HCF required): 2,000-sheet 11 x 17 in. / A3 Short Edge Kit or 2,000-sheet 8.5 x 11 in. / A4 Short Edge Kit; Other Kits : Envelope Kit					
Finishing options	Offset Catch Tray (available with 5632 / 5638 / 5645 / 5655 / 5665): 300 sheets Basic Office Finisher (available with 5632 / 5638 / 5645): 1,000 + 250-sheet trays, 30-sheet, single-position stapling Office Finisher (available with 5632 / 5638 / 5645 / 5655 / 5665 / 5675): 2,000 + 250-sheet trays, 50-sheet multiposition stapling, optional hole punch Professional Finisher (available with 5632 / 5638 / 5645 / 5655 / 5665 / 5675): 1,500 + 250-sheet trays, 50-sheet multiposition stapling, 2-hole punch (4-hole option), saddle-stitch booklet making, V-folding; High Volume Finisher (HVF) (available with 5655 / 5665 / 5675 / 5687): 3,000 + 250-sheet trays, 100-sheet multiposition stapling, optional hole punch; High Volume Finisher w/Booklet Maker (available with 5655 / 5665 / 5675 / 5687): adds saddle-stitch booklet making Z Fold / C Fold Unit with HVF w/Booklet Maker: adds A4-size Z- and C-folding Post Process Inserter with HVF and HVF w/Booklet Maker: adds preprinted inserts; Convenience Stapler : 50-sheet stapling					
Copy	First-page-out time 5632 / 5638 : As fast as 4.6 seconds, 5645 / 5655 : As fast as 3.4 seconds, 5665 / 5675 / 5687 : as fast as 2.7 seconds					
Resolution (max)	600 x 600 x 8 dpi input / 4800 x 600 dpi output (5632 / 5638 / 5645 / 5655) / 4800 x 1200 dpi interpolated output (5665 / 5675 / 5687)					
Copy features	Automatic 2-sided, Collation, Auto reduction/enlargement, Auto paper select, Auto tray switching, Image quality enhancement, Transparencies, Booklet creation, Multi-up, Invert image, Covers, ID Card Copy, Annotation and Bates Stamping, Build Job, Inserts and tab copying, Sample set, Job storage* and reprint*					
Print	NA		1.4 GHz AMD Athlon dedicated / 80 GB Hard Drive shared			
Processor	NA		Ethernet 10/100 Base T, IEEE802.5 (Token Ring) [via adapter], Wireless Ethernet (IEEE802.11a/b/g) [via third party adapter]			
Connectivity	NA		PCL®6, PCL5e, PostScript® 3™ emulation, LCDS, SCS, XES and IPDS via third-party transforms, and direct print TIFF, PDF, AS/400 support via Workstation Customization Objects			
PDL Support	NA		Up to 1200 x 1200 dpi			
Resolution	NA		Delay-, Sample-, Secure-, and Store-Print; Simultaneous rip, receive, programme-ahead, queue-process and transmit; Bi-directional print drivers; Exception page programming; Tab printing; Embedded Web Server for remote control/monitor/setup; Job monitoring at device and at desktop			
Print features	Optional: Walkup Fax (33.6 Kbps, one-line [32 MB] and two-line [256 MB] options) with JBIG compression		Optional: Walkup Fax (33.6 Kbps, one-line [32 MB] and two-line [256 MB] options) with LAN Fax		Internet Fax, Network Server Fax, Optional: Walkup Fax (33.6 Kbps, one-line [32 MB] and two-line [256 MB] options) with LAN Fax	
Fax	NA		Network Scanning with Email (Authentication and LDAP), Scan to Mailbox, Scan to Home, Scan to searchable PDF, PDF/A and XPS®. Optional (5665 / 5675 / 5687): Colour scan, Scan to PC Desktop, SMARTsend			
Scan	Fax Security		Fax Security, Secure Print, 802.1x, HTTPS (SSL), SNMP V3, IPv6, IPsec, Network Authentication, Device Access Password Protection, IP Filtering, Audit Log, Disk Encryption for Store Print and Scan to Mailbox features, Disk Image Overwrite			
Security	Internal Auditor – Copy		Internal Auditor – Copy, Xerox Standard Accounting – Copy, Print, Fax, Optional: Network Accounting Enablement (through 3rd Party)		Internal Auditor – Copy, Xerox Standard Accounting – Copy, Print, Fax, Scan, Optional: Network Accounting Enablement (through 3rd Party)	
Accounting	Upgrade Kit to Copier / Printer, Upgrade Kit to Copier/Printer/Scanner		Upgrade Kit to Copier/Printer/Scanner (through 3rd Party)		NA	
Other Options	256 MB Pre collation Memory, Foreign Device Interface, Xerox Copier Assistant		256 MB Pre collation Memory, Foreign Device Interface, Xerox Copier Assistant, USB 2.0 / (IEEE 1284) Parallel Port Kit (copier/printer/scanner version), Fax / Scan / Accounting Partner Solutions, Xerox Unicode International Printing, Xerox Secure Access Unified ID System™ with Follow You Print™			

*Not available on copier-only models

SPECIFICATIONS

Device Management	Xerox CentreWare Internet Services, Xerox CentreWare Web, Novell NDPS/NEPS, Xerox CentreWare for Unicenter TNG, Xerox CentreWare for Tivoli® NetView®, Xerox CentreWare for HP® OpenView®, Xerox Barcode Pro PS, Xerox Device Types for SAP r/3 Environment, Xerox SAP R/3 Intelligent Barcode Utility							
Operating System Driver Support	Microsoft Windows® — 2000, XP, Server XP, Server 2003, Server 2003 64-bit, Vista, Vista 64-bit Apple Mac OS® — 8.x, 9.x, 10.3 and higher Sun Microsystems Solaris™ — 2.8, 2.9, 2.10 HP-UX® — 11.0 IBM AIX® — 4.3.3 Linux® — Fedora™ Core 1 (Intel), Yellowdog 3.0							
Media Handling	Supported sizes: Standard Trays: Bypass Tray — 100 sheets, custom sizes from 4.13 x 5.83 in. (A6) to 11 x 17 in. (A3) Trays 1 and 2 — 500 sheets each, custom sizes from 5.5 x 8.5 in. (A5) to 11 x 17 in. (A3) High-Capacity Tandem Tray (optional on 5632, 5638, 5645, standard on 5655, 5665, 5675, 5687): Trays 3 and 4 — 1,600 and 2,000 sheets, 8.5 x 11 in. (A4) High-Capacity Feeder (optional on 5632, 5638, 5645, 5655, 5665, 5675, standard on 5687): Tray 5 — 4,000 sheets, 8.5 in. x 11 in. (A4) Optional 8.5 x 11 in./8.5 x 14 in. short-edge kit with 2,000-sheet capacity Optional 11 x 17 in. (A3) short-edge kit with 2,000-sheet capacity							
	Supported weights: Standard Trays: Bypass Tray — 16 to 57 lb. bond/80 lb. cover (60 to 216 gsm) Trays 1 and 2 — 16 to 53 lb. bond/110 lb. index (60 to 200 gsm) High-Capacity Tandem Tray (optional on 5632, 5638, 5645, standard on 5655, 5665, 5675, 5687): Trays 3 and 4 — 16 to 53 lb. bond/110 lb. index (60 to 200 gsm) High-Capacity Feeder (optional on 5632, 5638, 5645, 5655, 5665, 5675, standard on 5687): Tray 5 — 16 to 53 lb. bond/120 lb. index (60 to 216 gsm)							
Operating Environment	Required Temperature Range — 500 to 900 F (100 to 320 C) Required Relative Humidity — 10% to 85%							
Electrical	Power (North America) — 110 to 140 V Nominal, 60 Hz, 10A							
	Model	Running	Standby	Low Power	Auto Off/Sleep	Warm up to Copy	Warm up to Print	Low Power Recovery
	5632/5638 Copier ¹	1,080 w	265 w	100 w	4 w	≤ 28 sec.	N/A	≤ 9 sec.
	5632/5638 Copier/Printer ¹	1,130 w	305 w	125 w	9 w	≤ 28 sec.	≤ 130 sec.	≤ 9 sec.
	5645 Copier ¹	1,180 w	265 w	100 w	4 w	≤ 28 sec.	N/A	≤ 9 sec.
	5645 Copier/Printer ¹	1,280 w	305 w	135 w	9 w	≤ 28 sec.	≤ 130 sec.	≤ 9 sec.
	5655 Copier	1,280 w	265 w	100 w	4 w	≤ 28 sec.	N/A	≤ 9 sec.
	5655 Copier/Printer ¹	1,380 w	305 w	135 w	9 w	≤ 28 sec.	≤ 130 sec.	≤ 9 sec.
	5665 Copier	1,590 w	290 w	120 w	4 w	≤ 28 sec.	N/A	≤ 9 sec.
	5665 Copier/Printer ¹	1,640 w	330 w	155 w	9 w	≤ 28 sec.	≤ 130 sec.	≤ 9 sec.
	5675 Copier	1,640 w	290 w	120 w	4 w	≤ 28 sec.	N/A	≤ 9 sec.
	5675 Copier/Printer ¹	1,690 w	330 w	155 w	9 w	≤ 28 sec.	≤ 130 sec.	≤ 9 sec.
	5687 Copier ²	1,790 w	290 w	120 w	4 w	≤ 28 sec.	N/A	≤ 9 sec.
	5687 Copier/Printer ²	1,840 w	330 w	155 w	9 w	≤ 28 sec.	≤ 130 sec.	≤ 9 sec.

¹ Configured with Office Finisher

² Configured with High Volume Finisher

SPECIFICATIONS (CONTINUED)

Dimensions					
	5632/5638/5645/5655	Width	Depth	Height	Weight
Base Configuration		23.6 in. (600 mm)	25.6 in. (650 mm)	39.8 in. (1,010 mm)	217.7 lbs. (98.75 kg)
Base with DADF		23.6 in. (600 mm)	25.6 in. (650 mm)	44.9 in. (1,140 mm)	260.1 lbs. (118 kg)
Fully Configured Product		34.8 in. (884.8 mm)	28 in. (710 mm)	44.9 in. (1,140 mm)	275 lbs. (124.75 kg)
	5665/5675/5687	Width	Depth	Height	Weight
Base with DADF		25.9 in. (657 mm)	28 in. (710 mm)	45.2 in. (1,147 mm)	279.7 lbs. (126.85 kg)
Fully Configured Product		37.1 in. (941.8 mm)	34.2 in. (868 mm)	45.2 in. (1,147 mm)	297.4 lbs. (134.9 kg)
Accessories					
		Width	Depth	Height	Weight
High Capacity Feeder		15.3 in. (389 mm)	20.1 in. (510 mm)	22.6 in. (575 mm)	66.1 lbs (30 kg)
Offset Catch Tray (5632-5665)		14 in. (355 mm)	14.9 in. (378 mm)	10.7 in. (273 mm)	4.2 lbs. (1.9 kg)
Basic Office Finisher (5632-5645)		24.2 in. (614 mm)	22.3 in. (567 mm)	21.3 in. (540 mm)	55.1 lbs. (25 kg)
Office Finisher (5632-5675)		24.2 in. (614 mm)	22.3 in. (567 mm)	39.7 in. (1,008 mm)	65 lbs. (29.5 kg)
Professional Office Finisher (5632-5645)		32.3 in. (820 mm)	22.4 in. (570 mm)	44.1 in. (1,120 mm)	170.9 lbs. (77.5 kg)
High Volume Finisher (5655-5687)		41.3 in. (1,050 mm)	24.8 in. (630 mm)	45.1 in. (1,145 mm)	160.5 lbs. (72.8 kg)
High Volume Finisher with Booklet Maker (5655-5687)		42.1 in. (1,070 mm)	24.8 in. (630 mm)	46.5 in. (1,180 mm)	221.1 lbs. (100.3 kg)
High Volume Finisher with C- and Z-folder and Post Process Inserter		56.3 in. (1,430 mm)	24.8 in. (630 mm)	46.5 in. (1,180 mm)	288.4 lbs. (130.8 kg)
Left Hand Media Shelf		11.2 in. (284.8 mm)	19.6 in. (498 mm)	3.2 in. (82 mm)	3 lbs. (1.4 kg)
Convenience Stapler		5.3 in. (134 mm)	7.1 in. (180 mm)	5.0 in. (126 mm)	6.6 lbs. (3 kg)
Agency Approvals	FCC Class A Compliant (U.S.), DOC Class A Compliant (Canada), 89/336/EEC (Europe), UL Listed (UL 1950, Third Edition), CB Certified (IEC 60950/EN 60950), 73/23/EEC (Europe), 95/5/EEC (Europe), ENERGY STAR®				

SUPPLIES

Supplies	Description	Details	Part Number
	Toner Cartridge ¹	For 5632/5638/5645/5655, 2 x > 32,000 ² page cartridge	6R1046
	Toner Cartridge ¹	For 5665/5675/5687, 2 x 50,000 ² page cartridge	6R1146
	Staple Cartridge	For Basic Office Finisher, 1 x 3,000 staple cartridge	108R00682
	Staple Pack	For Basic Office Finisher, 3 x 3,000 staple cartridge	108R00535
	Staple Cartridge	For Office Finisher, 3 x 3,000 staple cartridge	108R00493
	Staple Cartridge	For HVF, 1 x 5,000 staple cartridge	108R12912
	Staple Cartridge	For Booklet Maker Saddle Stitching, 8 x 2,000 staple cartridge	008R12897
	Staple Cartridge	For Convenience Stapler, 1 x 5,000 staple cartridge	008R12964
Smart Kits™	Staple Cartridge	For Convenience Stapler, 3 x 5,000 staple cartridge	008R12941
	Fuser Module (N.A.)	For 5632/5638/5645/5655, includes ozone filter	109R00752
	Fuser Module (Europe)	For 5632/5638/5645/5655, includes ozone filter	109R00751
	Fuser Module (N.A.)	For 5665/5675/5687, includes ozone filter	109R00773
	Fuser Module (Europe)	For 5665/5675/5687, includes ozone filter	109R00772
	Xerographic Module	For 5632/5638 (Metered)	113R00608
	Xerographic Module	For 5632/5638 (N.A. Sold)	113R00610
	Xerographic Module	For 5632/5638 (Europe Sold)	113R00607
	Xerographic Module	For 5645/5655/5665/5675/5687 (Metered)	113R00672
	Xerographic Module	For 5645/5655/5665/5675/5687 (N.A. Sold)	113R00674
	Xerographic Module	For 5645/5655/5665/5675/5687 (Europe Sold)	113R00673
	Document Feeder Rolls	For 5632/5638/5645	113R00717
	Document Feeder Rolls	For 5645/5655/5665/5675/5687	113R00718

¹ Includes waste toner bottle
² 6% area coverage per cartridge

OPTIONS

Options	Description	Details	Part Number
	Offset Catch Tray (5632/5638/5645/5655/5665)	300 sheets (stacking)	497K2720
	Basic Office Finisher (5632/5638/5645)	1,000 sheets plus 250-sheet top tray (stacking, 50-sheet multiposition stapling)	97S3863
	Office Finisher (5632/5638/5645)	2,000 sheets plus 250-sheet top tray (stacking, 50-sheet multiposition stapling, optional hole-punching)	97S3864
	Professional Finisher (5632/5638/5645)	1,500 sheets plus 250-sheet top tray (stacking, 50-sheet multiposition stapling, hole-punching, saddle-stitch booklet making, V-folding)	97S3820
	2-Hole Punch Kit	For Office and Professional Finishers	498K10260
	3-Hole Punch Kit	For Office and Professional Finishers	498K10270
	4-Hole Punch Kit	For Office and Professional Finishers	498K10280
	Legal 2-Hole Punch Kit	For Office and Professional Finishers	498K10290
	High-Volume Finisher (HVF) (5655/5665/5675/5687)	3,000 sheets plus 250-sheet top tray (stacking, 100-sheet multiposition stapling, optional hole-punching)	97S3407
	Swedish 2-Hole Punch Kit	For Office, Professional, and High-Volume Finisher	498K10310
	2-Hole Punch Kit	For High-Volume Finisher	498K11400
	3-Hole Punch Kit	For High-Volume Finisher	498K11410
	HVF with Booklet Maker (5655/5665/5675/5687)	Adds saddle-stitch booklet making	97S3410
	Z-Fold/C-Fold unit for HVF with Booklet Maker	Adds letter-size C- and Z-folding	97S3413
	Post Process Inserter for HVF	Adds preprinted inserts	97S3411
	High Capacity Feeder (HCF)	4,000-sheet capacity	97S3786
	A3 High Capacity Feeder Kit	2,000-sheet capacity	498K12130
	SEF High Capacity Feeder Kit	2,000-sheet capacity	498K12140
	Envelope Tray		498K15990
	Convenience Stapler Kit (110 V)	50-sheet stapling	498K8250
	Convenience Stapler Kit (220 V)	50-sheet stapling	498K8260
	Left Hand Media Shelf		498K05031
	USB Print Connectivity Kit		498K10330
	Unicode International Printing Kit		320S00290
	Foreign Device Interface		498K10230
	Memory Upgrade Kit	256 MB	498K10250
	Xerox Copier Assistant Software Kit		498K13731
	Color Scan Kit	For 5665/5675/5687	498K15130
	Internet Fax		498K15140
	Server Fax Kit		498K15150
	Network Accounting Kit		498K15160
	Scanning Kit		498K15180
	1-Line Fax Kit		498K16000
	2-Line Fax Kit		498K16010
	Xerox FreeFlow SMARTsend	Standard SE	320S00244
	Xerox FreeFlow SMARTsend	Professional	320S00245
	Xerox FreeFlow SMARTsend	5 License Pack	300S01915
	Xerox FreeFlow SMARTsend	15 License Pack	300S01916
	Xerox FreeFlow SMARTsend	50 License Pack	300S01917
	Xerox Scan to PC Desktop	SE	301K17680
	Xerox Scan to PC Desktop	Professional	301K17700

SUPPORT AND ADDITIONAL INFORMATION SOURCES

UNRIVALED SERVICE AND SUPPORT

Behind every Xerox product is a large network of customer support that's unrivaled in the industry and available when you need it. Xerox service professionals use leading-edge technologies to keep you up and running. They're even linked to the engineers who designed your product, so you can be confident when you choose Xerox. And Genuine XEROX® supplies are always readily available.

TOTAL SATISFACTION GUARANTEED

The exclusive Xerox Total Satisfaction Guarantee, recognized as unique in the industry, covers every WorkCentre® device that has been continuously maintained by Xerox or its authorized representatives under a Xerox express warranty or Xerox maintenance agreement. You decide when you're satisfied.

XEROX OFFICE SERVICES SUPPORT

Asset Management Services

- Asset Optimization and Tracking — Process and tools to optimize an enterprise's office output infrastructure and reduce hard costs
- Break-Fix Management — Single point of ownership and management for break-fix service of all brands of office output devices, regardless of manufacturer
- Supplies Management — Process and tools to procure, monitor and replenish all document-related supplies proactively

Imaging and Output Management Services

- Output Management — Single point of management of office output from all output devices, regardless of manufacturer
- Image Capture and Workflow — Cost-efficient solutions for capturing, managing, retrieving and distributing information into digital repositories

Support Services

- Technology Procurement and Deployment — A creative and flexible end-to-end print/computer product acquisition solution that uses a single-point-of-contact model while lowering the total cost of acquisition
- Help Desk Services — A broad range of enterprise services, managed through a centralized single point of contact and delivered through either an on-site or off-site model
- End User Services — Microsoft software implementation, IT project consulting, and customer education

Access Managed Services

- Student and Library Patron Access — Custom designed and implemented customer-managed solutions for student and library patron print-access management

ADDITIONAL INFORMATION SOURCES

WorkCentre 5600 Series Front Panel:

- The front panel offers tools and information pages to help with machine setup, feature selections, operational problems, media feed and supply issues.

Customer Documentation Contains:

- Installation Guide
- Quick Use Guide
- Software and Documentation CD-ROM
- Registration Card
- Warranty Booklet

On the Web

Visit www.xerox.com/office for:

- Product, supplies and support information
- Downloading drivers
- Finding your local Xerox sales representative
- Online documentation

Visit www.xerox.com/office/support for:

- Support and service information, including the same troubleshooting Knowledge Base used by Xerox Customer Support staff to provide the latest technical information on:
 - Application issues
 - Errors
 - Print-quality issues
 - Troubleshooting

Questions? Comments? Problems?

If you have any questions, please contact your
Xerox sales representative, call **1-800-ASK-XEROX**,
or visit us on the web at www.xerox.com/office




XEROX®

Technology | Document Management | Consulting Services

copy | print | scan | email

Xerox 4595 Evaluator Guide



ABOUT THIS GUIDE

This guide will introduce you to the Xerox 4595 black-and-white copier/printer, and aid you in your evaluation process.

CONTENTS

Section 1 — Introducing the Xerox 4595 Black-and-White Copier/Printer

Product Overview	1
Xerox 4595 Specifications.....	2

Section 2 — Evaluating Copier/Printer Systems

Overview.....	4
Productivity	5
Installation and Deployment	6
Ease of Use and Management.....	6
Reliability	8
Versatility.....	8
Security	10

Section 3 — Specifications, Support and Information Sources

Configuration Summary	11
Specifications	12
Support and Additional Information Sources.....	13



SECTION 1

Introducing the Xerox 4595 Black-and-White Multifunction Printer

PRODUCT OVERVIEW

The Xerox 4595 copier/printer is your ultimate office performer. With an unprecedented combination of superior performance, ease of use, and exceptional versatility, the Xerox 4595 copier/printer is perfectly suited for busy offices and light production environments. Robust enough to handle your complex jobs and flexible enough to provide a range of document finishing options, the Xerox 4595 delivers the results you need to stay at the top.

The Xerox 4595 delivers serious productivity by combining these essential attributes:

- **Top Performance** — Output speeds up to 95 ppm, first-page-out times as fast as 3 seconds, 2400 x 2400 dpi resolution, and a powerful onboard controller
- **More Versatility** — Flexible finishing options, post-process inserter, broad media support via up to 8 paper trays
- **Easy Productivity** — An easy-to-navigate 8-inch color touch-screen interface, Xerox CentreWare®-based print drivers and management tools, and engineering for maximum uptime and reliability

The Xerox 4595 is an ideal solution for:

Education

Ease of use and a wide range of finishing options make the Xerox 4595 copier/printer the ideal solution for multiuser educational environments.

Office


The ability to quickly process a variety of jobs in different formats and with different resource requirements makes the Xerox 4595 copier/printer perfect for any busy office.

Centralized Reproduction Departments (CRDs)


The Xerox 4595 copier/printer is up to the task in fast-paced CRD environments, where jobs are submitted in multiple formats with quick turnaround expectations, and where a single workflow and basic finishing options are critical.

Quick Print / Pay-for-Print

With simple, helpful walk-up tools and the ability to expand to meet future needs, the Xerox 4595 copier/printer is perfectly suited for pay-for-print businesses. It handles a heavy load of complex jobs — often with expanded finishing and color-integration requirements — for a wide variety of users.



XEROX 4595 SPECIFICATIONS



XEROX 4595 COPIER

Controller

- Hard Drive — 40 GB copy hard drive (14.6 GB for document storage)
- Memory — 512 MB copy memory

Copy Performance

- Output Speed — Up to 95 pages per minute (ppm)
- First-Page-Out Time (FPOT) — As fast as 3 seconds
- Resolution — 600 x 600 dpi
- Features — Automatic two-sided output, Transparency dividers, Booklet creation, Mixed-size originals, Multi-up, Covers insertion, Annotation, Auto fit, Edge erase, Repeat image, Build job, Tab copying

Paper Capacity

- Tray 1 — 1,100 sheets
- Tray 2 — 1,600 sheets
- Trays 3 and 4 — 550 sheets each
- Tray 5 (Bypass Tray) — 250 sheets
- Trays 6 and 7 (optional High-Capacity Feeder) — 2,000 sheets each
- Tray 6 (optional Oversize High-Capacity Feeder) — 2000 sheets
- Tray 8 (Post-Process Inserter) — 175 sheets
- Total Capacity — 4,225 sheets standard, 6,225 sheets optional, 8,225 sheets maximum

Paper Handling

- Tray 1 — 8.5 x 11 in. (A4), 16 lb. bond to 80 lb. cover (52 to 216 gsm)
- Tray 2 — 8.5 x 11 in. (A4), 16 lb. bond to 80 lb. cover (52 to 216 gsm)


- Trays 3 and 4 — Custom sizes from 5.5 x 7.2 in. (140 x 182 mm) to 13 x 19.2 in. (330 x 488 mm), 16 lb. bond to 80 lb. cover (52 to 216 gsm)
- Tray 5 (Bypass Tray) — Custom sizes from 4 x 6 in. (102 x 152 mm) to 13 x 19.2 in. (330 x 488 mm), 16 lb. bond to 140 lb. index (52 to 253 gsm)
- Trays 6 and 7 (optional High-Capacity Feeder) — 8.5 x 11 in. (A4), 16 lb. bond to 80 lb. cover (52 to 216 gsm)
- Tray 6 (optional Oversize High-Capacity Feeder) — Custom sizes from 8 x 10 in. (A5) to 13 x 19 in. (SRA3), 16 lb. bond to 110 lb. cover (52 to 253 gsm)
- Tray 8 (Post-Process Inserter) — 8.5 x 11 in. to 11 x 17 in. (A4 to A3), 16 lb. bond to 90 lb. cover (52 to 220 gsm)

Finishing Options (choose one)

- Finisher — 3,000 sheet output, 3-position single or dual 100-sheet stapling, 2- and 3-hole punching, and 175-sheet post-process inserter
- Booklet Maker Finisher — 2,000 sheet output, 3-position single or dual 100-sheet stapling, 2- and 3-hole punching, saddle-stitch booklet maker, 175-sheet post-process inserter
- Folder (optional) — Adds C- and Z-folding for 8.5 x 11 in. (A4), folds 11 x 17 in. (A3) Z-folds for inserts

Reliability

- Monthly Duty Cycle — 500,000 pages
- Average Monthly Print Volume — 70,000 to 150,000 pages
- Warranty — Xerox Total Satisfaction Guarantee



XEROX 4595 COPIER / PRINTER

Network Controller

- Processor — 750 MHz
- Hard Drive — 40 GB copy hard drive, 40 GB print/scan hard drive
- Memory — 512 MB copy memory, 512 MB print and scan memory
- Connectivity — 10/100Base-TX Ethernet

Optional FreeFlow DocuSP Print Controller

- SUN Ultra 20 platform
- 1 GB memory
- 80 GB hard drive
- DVD/CD burner
- Color flat-panel monitor, keyboard and mouse

Print Performance

- Output Speed — Up to 95 ppm
- Resolution — 2400 x 2400 dpi
- Page Description Language (PDL) Support — PCL® 6, PCL 5e, Adobe® PostScript® 3™, HPGL, HPGL2, Direct print TIFF, PDF, XPS (post-launch)
- Features — Automatic two-sided output, Watermarks, N-up, Booklet imposition, Forms/image overlay, Email notification of print jobs, Sample print, Delay print, Secure print

Scan Performance

- Input Speed — Up to 100 ppm single-sided, double-sided scanning up to 60 ipm A4 / 59 ipm letter
- Resolution — 600 x 600 dpi 8-bit gray (256 shades)
- Color Scanning — Optional
- Formats — TIFF, multipage TIFF, PDF
- Destinations — Scan to email (with LDAP support), network file server, mailbox, job template

Paper Capacity / Paper Handling / Finishing Options

- Same as Xerox 4595 Copier

Reliability

- Monthly Duty Cycle — 500,000 pages
- Warranty — Xerox Total Satisfaction Guarantee


Section 2

Evaluating Copier/Printer Systems

OVERVIEW

As the company that invented laser printing, Ethernet networking, and the first digital multifunction printer (MFP), Xerox has invested years of research and development into designing the most productive office solutions in the industry. This experience has positioned Xerox as the recognized leader in office MFP design and performance. Based on our in-depth understanding of customer requirements in the office, Xerox recommends considering the following criteria when evaluating a departmental-class copier/printer.

- ✓ **Productivity**
Can it keep up with the demands of your daily and monthly workloads?
- ✓ **Installation and Deployment**
How does the copier/printer ease the demands of the deployment process?
- ✓ **Ease of Use and Management**
Does the copier/printer include tools and features to lighten the load for your IT staff?
- ✓ **Reliability**
Is the copier/printer robust enough to meet your needs and backed by quality service?
- ✓ **Versatility**
Can the copier/printer be customized to meet your specific needs?
- ✓ **Security**
Does the copier/printer help keep your confidential information private?



Copier/printers often look the same from the outside, and based on a quick look at speeds, feeds, and specifications, it is tempting to conclude they are all basically equals. This section of the Evaluator Guide will suggest ways you can thoroughly evaluate them, and will illustrate how the Xerox 4595 copier/printer can exceed your expectations.

EVALUATE PRODUCTIVITY

In addition to actual print engine speed, consider the things that affect overall throughput. Are the scanning and faxing features **powerful enough** to support your busy departments? What is the **warm-up wait time**? Can features be used at the **same time**, or are employees forced to wait for the device to become “free”? Is the system designed to minimize **network traffic**? Can you **monitor the device functions** from your desktop and/or at the device?



HOW THE XEROX 4595 EXCEEDS THE PRODUCTIVITY REQUIREMENT:

PERFORMANCE

The productivity of the Xerox 4595 copier/printer starts with a superfast print engine that delivers output speeds as fast as 95 ppm. Document-scanning speed is remarkable as well, with a 250-sheet duplex automatic document feeder (DADF) that scans one-sided documents at 100 ipm and two-sided documents at 60 ppm for A4 pages and 59 ppm for letter pages. With a first-page-out time as fast as 3 seconds, you won't have to wait long for your copy jobs, either.

Performance isn't limited to raw document feeds and speeds. The Xerox 4595 copy functionality is supported by 512 MB memory and a 40 GB hard drive with 14.6 GB dedicated to document storage. Copier/printer configurations include a 750 MHz processor for handling complex print jobs, with 512 MB of memory dedicated to printing and an additional 40 GB hard drive.

IMAGE QUALITY

With 600 x 600 dpi copy resolution and up to 2400 x 2400 dpi print resolution, the Xerox 4595 generates copies and prints with crisp text and images with distinctive detail. This copier/printer also uses Xerox Emulsion Aggregation (EA) toner, which features smaller and more uniformly shaped toner particles to maximize fine line detail and shading. Xerox also delivers multiple page description languages (PDLs) to ensure your printed output meets your high expectations. PDLs include PCL® 6, PCL 5e, Adobe® PostScript® 3™, HPGL, HPGL2, Direct Print TIFF and PDF. XPS support will be delivered post-launch.

NETWORK PERFORMANCE/CONCURRENCY

The Xerox 4595 is easy on your network and avoids bottlenecks at the front panel. The copier/printer configuration includes support for 10/100Base-TX Ethernet networking for shared printing and network scanning. With RAM collation, no matter how many job sets get printed, source files are sent over the network just once. Job pipelining enables the MFP to process print jobs even if the print engine is busy with an earlier print job — optimizing system performance by avoiding delays during job processing.

Bottlenecks are avoided by the concurrent operation capabilities of the Xerox 4595. Users can program scan and copy jobs while the system is busy with prior print or copy jobs. Scan jobs can be programmed and executed without waiting for the print engine to become available, while newly programmed copy jobs will join the job queue and be executed when earlier jobs are completed.

MONITORING SYSTEM STATUS

With the Xerox 4595 copier/printer, up-to-date information on every job you process — print, copy, scan, email or fax, plus in-depth device information—is always at your fingertips. You can manage job progress and status either at the device or from your desktop via an integrated job queue — all with a few mouse-clicks or button pushes.

EVALUATE INSTALLATION AND DEPLOYMENT

Installing and deploying a fleet of copier/printers and multifunction printers throughout your organization is a potentially time-consuming, complicated process. This is not limited to physically placing the units in your environment; it is really about how these systems integrate into your **existing network infrastructure**. You also need to consider the process required to **deploy printing and scanning services** to your users, and to what extent you can automate that process.

THE XEROX
ADVANTAGE

HOW THE XEROX 4595 EXCEEDS THE INSTALLATION AND DEPLOYMENT REQUIREMENTS:

INSTALLATION

When you choose Xerox, you can rest assured that your equipment will be delivered and installed to your specifications and expectations. All network-enabled configurations include a 10/100Base-TX Ethernet connection and include features such as automatic IP addressing, device naming and Ethernet speed sensing to provide simple and automatic network installation. Management and system setup can be accomplished through a variety of means, including easy, wizard-based processes found within Xerox CentreWare® Web. Features such as cloning facilitate multiple-device installation onto networks with identical settings — individual system setup becomes a thing of the past.

DEPLOYMENT

Another critical area to evaluate is the process by which you can deploy print and scan drivers to your employees' computers. With the Xerox 4595, print and scan drivers can be deployed centrally, so your IT staff no longer needs to walk from desk to desk to manually install driver software. Again, built-in CentreWare Web wizards help install, troubleshoot and upgrade print and scan drivers for your employees, freeing up your IT staff for more pressing projects. Driver support is delivered for Windows® 98 / ME / NT 4.0 / 2000 / XP (Vista support available post-launch) and Macintosh OS® 8.0x / 8.5x / 9.0x / 10.x environments.

EVALUATE EASE OF USE AND MANAGEMENT

Look for **fully integrated** functions that create more value than the sum of their parts. Are the functions **easy to learn**? Is the user interface **consistent** from function to function? Do the network features give you **full access** to the power of your network? Does the device include **additional software** to take full advantage of your digital documents? Is the device easy for your IT organization to **manage as part of its infrastructure**?

THE XEROX
ADVANTAGE

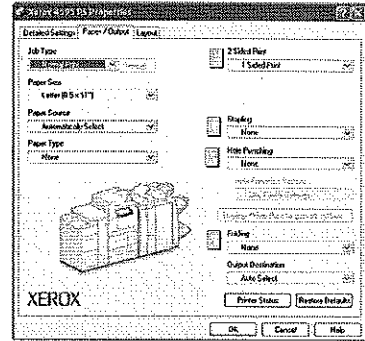
HOW THE XEROX 4595 EXCEEDS THE EASE OF USE REQUIREMENT

CONSISTENT USER INTERFACE

It doesn't matter if your job is simple or complex — the front panel user interface (UI) is easy to learn and offers quick job programming. The Xerox 4595 utilizes an 8-inch color-touch-screen UI that enables total control of copying and scanning functions. The touch screen UI is intuitively organized with the most commonly accessed features on the default screen, and tab-based access to advanced programming features. A selection of buttons accompanies the touch panel UI for inputting and numbers, accessing management features, and executing jobs (with the familiar, green Start button). Whether you've used a Xerox copier/printer or multifunction printer in the past or not, you will find the Xerox 4595 a pleasure to operate.

BIDIRECTIONAL DRIVERS

Copier/printer configurations of the Xerox 4595 include powerful CentreWare® print drivers that provide an easy, intuitive way to program jobs and get updated system status information. As with the front panel touch-screen UI, the print drivers are intuitively organized by tabs. The most commonly used features are located on the default tab, with advanced features easily accessible when programming more complex jobs. The print drivers also provide bidirectional information, including system status, job status, currently loaded paper sizes, installed options and more.



Xerox CentreWare software




HOW THE XEROX 4595 EXCEEDS THE MANAGEMENT REQUIREMENT:

NETWORK MANAGEMENT

It couldn't be easier for the network administrator: The Xerox 4595 copier/printer integrates into virtually any network environment. Network configuration is made simple with CentreWare Web configuration wizards — eliminating the need for your IT staff to perform tasks at the front panel of each device on your network. The Xerox 4595 copier/printer includes support for multiple native network environments, including TCP/IP, SNMP, SMB, Novel IPX, AppleTalk and IPP.

XEROX CENTREWARE SOFTWARE

Xerox CentreWare Web (CWW) software is a powerful device management solution for IT. CWW is free software that eases the chore of installing, configuration, managing, monitoring and pulling reports from the networked printers and multifunction printers throughout your enterprise — regardless of vendor. Xerox also addresses enterprise asset management through compatibility with network management tools for Sun, Novell, Microsoft and other environments.



Xerox CentreWare Web

The Xerox 4595 copier/printer also includes CentreWare Internet Services (CWIS), an embedded web server that allows employees and IT personnel to perform detailed status checks on the system and consumables, administer system settings, and manage access and accounting controls via any standard web browser.

XEROX OFFICE SERVICES

Lastly, Xerox offers a set of services for managing document output and asset infrastructure in offices. These services deliver measurable business results by leveraging a powerful set of office technologies, business processes, methodologies and software tools to reduce costs and improve productivity. These offerings are summarized in Section 3 of this guide.

EVALUATE RELIABILITY

Productivity relies on tools that do their jobs day in and day out. Consider how often you need to intervene to **replace paper or other consumables**, or to **clear jams**. How **easy is that intervention**, and **how long is the device typically down**? If outside assistance is required, how **easy is it to arrange**, and how long do you have to wait? Is the device a **reliable network citizen**? Has it been **tested and certified** by independent industry participants?



HOW THE XEROX 4595 EXCEEDS THE RELIABILITY REQUIREMENT:

DAY-TO-DAY RELIABILITY

Simple paper paths and a minimum of moving parts help the Xerox 4595 copier/printer optimize day-to-day reliability and contribute to its 500,000-page monthly duty cycle. Any paper jams or misfeeds can be cleared through access doors on the front of the machine, enabling your employees to proactively resolve most issues and helping limit calls to your help desk. Most components that wear over time can simply be ordered and replaced without a service call — getting you back up and running without delay. Further, if the Xerox 4595 does experience an interruption in service, CentreWare alerts can be configured to inform IT staff.

The Xerox 4595 copier/printer minimizes user interventions and downtime in a variety of ways. A standard paper capacity of 4,050 sheets maximizes how often pages need to be loaded during the day, and the optional high-capacity feeder boosts capacity to 8,050 sheets.

SERVICE/SUPPORT

Building on the reliability that is engineered into the Xerox 4595 copier/printer, Xerox has trained and developed a sophisticated service-delivery network capable of maintaining your equipment, addressing any issues you encounter, and training your IT staff and employees on how to get the most out of your Xerox devices.

EVALUATE VERSATILITY

How many **functions** can the device perform? Does the system support the **media types and capacities** your employees require? Does the copier/printer offer the kinds of **finishing options** that can help your employees get their jobs done more efficiently?



HOW THE XEROX 4595 EXCEEDS THE VERSATILITY REQUIREMENT:

COPY FEATURES

At its core, the Xerox 4595 is a high-performance digital copier capable of handling the highest workloads of office workgroups and departments. It features 95 ppm output speeds; 100 ipm single-sided and 60 ipm double-sided processing of originals; 600 x 600 dpi resolution; a first-page-out time as fast as three seconds; and a rich feature set. It is a powerful, versatile copy solution suitable for a range of environments, including educational institutions, offices, centralized reproduction departments, and quick print/pay-for-print businesses.

The copy features of the Xerox 4595 copier/printer include automatic two-sided output, transparency dividers, booklet creation, mixed-size originals, multi-up, covers insertion, annotation, auto fit, edge erase, repeat image, build job and tab copying.

PRINT FEATURES

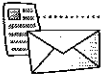
The Xerox 4595 copier/printer adds shared network printing capabilities, bringing departmental-class output speeds up to 95 ppm, support for a range of PDLs, and multiple finishing features. The CentreWare print drivers are intuitively designed to help employees program complex print jobs, and feature multiple options for paper type and size, two-sided output settings, page-level programming, and finishing features such as folding and stapling.


The print features of the Xerox 4595 copier/printer include watermarks, n-up, booklet imposition, forms/image overlay, email notification of print jobs, sample print and delayed print.


SCAN FEATURES


The Xerox 4595 copier/printer configuration also adds network scanning capabilities. The high-speed duplex automatic document feeder processes single-sided originals at 100 ipm and double-sided originals at 60 ipm, so even long scan jobs are processed quickly. Network scanning serves as a digital on-ramp for your hard-copy documents, enabling them to be distributed, edited, archived, and utilized by your enterprise applications. The optional Color Scanning Kit adds color scanning to this already impressive solution.


Scan destinations include:


- 

• Scan to Email — send scanned images to email destinations, with LDAP support for integration with your existing network infrastructure
 - 

• Network File Server — save scanned images to a network file location selected during job programming
 - 

• Mailbox — scanned images are saved on the Xerox 4595 hard drive, for retrieval at your desktop via CWIS
 - 

• Job Template — preprogrammed templates that can deliver scanned images to one or multiple locations
- Additional Xerox scan software is available to expand the capabilities of your Xerox 4595:
- 

• ScanFlowStore — converts scanned files into text-searchable PDF files for storage on your network
 - 

• SMARTsend™ — eases the process of distributing scanned files to multiple destinations, including remote printers, email, network folders, mailboxes, fax destinations, and more

MEDIA SUPPORT AND CAPACITY

The Xerox 4595 supports a wide range of media sizes and types, helping you produce a wide range of documents. The paper capacity and media support of the Xerox 4595 include:

- Tray 1 — 1,100 sheets, 8.5 x 11 in. (A4), 16 lb. bond to 80 lb. cover (52 to 216 gsm)
- Tray 2 — 1,600 sheets, 8.5 x 11 in. (A4), 16 lb. bond to 80 lb. cover (52 to 216 gsm)
- Trays 3 and 4 — 550 sheets each, custom sizes from 5.5 x 7.2 in. (140 x 182 mm) to 13 x 19.2 in. (330 x 488 mm), 16 lb. bond to 80 lb. cover (52 to 216 gsm)
- Tray 5 (Bypass Tray) — 250 sheets, custom sizes from 4 x 6 in. (102 x 152 mm) to 13 x 19.2 in. (330 x 488 mm), 16 lb. bond to 140 lb. index (52 to 253 gsm)
- Trays 6 and 7 (optional High-Capacity Feeder) — 2,000 sheets each, 8.5 x 11 in. (A4), 16 lb. bond to 80 lb. cover (52 to 216 gsm)
- Tray 6 (optional Oversize High-Capacity Feeder) — 2,000 sheet, custom sizes from 8 x 10 in. (A5) to 13 x 19 in. (SRA3), 16 lb. bond to 90 lb. cover (52 to 270 gsm)
- Tray 8 (Post-Process Inserter) — 175 sheets, 8.5 x 11 in. to 11 x 17 in. (A4 to A3), 16 lb. bond to 90 lb. cover (52 to 220 gsm)

EVALUATE VERSATILITY (CONTINUED)

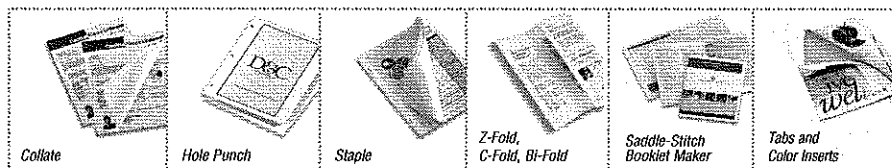
MEDIA SUPPORT AND CAPACITY (CONTINUED)

The Xerox 4595 delivers a total standard paper capacity of 4,225 sheets. Capacity is boosted to 8,225 pages when adding the High-Capacity Feeder or 6,225 pages with the Oversize High-Capacity Feeder — either option comfortably supports busy office, centralized reproduction, and quick print/pay-for-print environments.

FINISHING FEATURES

With the Xerox 4595, you have multiple choices at your disposal to ensure you get the right set of finishing features for your employees and the documents they produce on a regular basis. When purchasing a Xerox 4595, customers have their choice of:

- Finisher — 3,000 sheet output, 3-position single or dual 100-sheet stapling, 2- and 3-hole punching, and 175-sheet Post-Process Inserter
- Booklet Maker Finisher — 2,000 sheet output, 3-position single or dual 100-sheet stapling, 2- and 3-hole punching, saddle-stitch booklet maker, 175-sheet Post-Process Inserter
- Optional Folder — Adds C- and Z-folding for 8.5 x 11 in. (A4), folds 11 x 17 in. (A3) Z-folds for inserts



EVALUATE SECURITY

What **security requirements** does your office require? Does the device have the **security features** to meet this demand? Can device access be **password protected**? Does the system remove **latent images** on its hard drive? Does the system have features in place to **protect confidential documents**?

THE XEROX
ADVANTAGE

HOW THE XEROX 4595 EXCEEDS THE SECURITY REQUIREMENT:

INTEGRATED SECURITY

The Xerox 4595 helps you keep your confidential documents safe. Secure print functionality enables you to set up a four-digit PIN when you submit print jobs, and the Xerox 4595 will hold the print job until you go to the front panel, enter the PIN, and release it — this ensures your document won't be misfiled or picked up by someone else. Scan mailboxes can also be PIN protected, to ensure your scanned files are kept private and confidential.


The optional Security Kit enables two important security features to protect data stored on the Xerox 4595 copier/printer's hard drive. The Image Overwrite feature electronically shreds data stored on the hard drive as part of routine job processing, implementing a three-pass algorithm originally specified by the U.S. Department of Defense. Data encryption is also enabled, ensuring data stored on the hard drive is not accessible if the hard drive is removed from the system.

For more information on Xerox security, visit www.xerox.com/security.

SECTION 3

Configurations, Specifications, Support and Information Sources

CONFIGURATION SUMMARY



	Xerox 4595 Copier	Xerox 4595 Copier / Printer
Speed	Up to 95 ppm	
Device Memory	512 MB RAM, 40 GB hard drive with 14.6 GB for document storage	
Paper Handling	Paper input Standard <ul style="list-style-type: none"> Tray 1: 1,100 sheets; Size: 8.5 x 11 in. / A4; 16 lb. bond to 80 lb. cover / 52–216 gsm Tray 2: 1,600 sheets; Size: 8.5 x 11 in. / A4; 16 lb. bond to 80 lb. cover / 52–216 gsm Trays 3–4: 550 sheets each; Custom sizes: 5.5 x 7.2 to 13 x 19.2 in. / 140 x 182 to 330 x 488 mm; 16 lb. bond to 80 lb. cover / 52–216 gsm Tray 5 Bypass Tray: 250 sheets; Custom sizes: 4 x 6 to 13 x 19.2 in. / 102 x 152 to 330 x 488 mm; 16 lb. bond to 140 lb. index / 52–253 gsm 	
	Optional <ul style="list-style-type: none"> Trays 6–7 High-Capacity Feeder: 2 Trays — 2,000 sheets each; Size: 8.5 x 11 in. / A4; 16 lb. bond to 80 lb. cover / 52–216 gsm Tray 6 Oversize High-Capacity Feeder: 1 Tray — 2,000 sheets; Custom sizes: 8 x 10 in. / B5 to 13 x 19 in. / SRA3; 16 lb. bond to 110 lb. cover / 52–253 gsm 	
Document handler	Duplex Automatic Document Feeder: 250 sheets	
Finishing (choose 1)	Finisher: 3,000-sheet output, 3-position single or dual 100-sheet stapling, 2- and 3-hole punch Inserter: 175 sheets; Size: 8.5 x 11 to 11 x 17 in. / A4 to A3; 16 lb. bond to 90 lb. cover / 52–220 gsm Booklet Maker Finisher: 2,000-sheet output, 3-position single or dual 100-sheet stapling, 2- and 3-hole punch, Saddle-stitch booklet maker Inserter: 175 sheets; Size: 8.5 x 11 to 11 x 17 in. / A4 to A3; 16 lb. bond to 90 lb. cover / 52–220 gsm	
	Optional <ul style="list-style-type: none"> Folder: C-fold and Z-fold of 8.5 x 11 in. / A4, folds: 11 x 17 in. / A3 Z-folds for inserts 	
Copy		
First-page-out time	As fast as 3 seconds	
Copy resolution	600 x 600 dpi	
Copy features	Automatic two-sided output, Transparency dividers, Booklet creation, Mixed-size originals, Multi-up, Covers insertion, Annotation, Auto fit, Edge erase, Repeat image, Build Job, Tab copying	
Print		
System	NA	750 MHz; 40 GB hard drive; 512 MB memory
Connectivity	NA	10/100Base-TX Ethernet
PDL support	NA	PCL® 6, PCL 5e, Adobe® PostScript® 3™, HPGL, HPGL2, Direct print TIF, PDF, XPS (post-launch)
Print resolution	NA	Up to 2400 x 2400 dpi
Print features	NA	Watermarks, N-up, Booklet imposition, Forms/Image overlay, Email notification of print jobs, Sample print, Delay print
Scan		
Scan destinations	NA	Scan to email with LDAP support, Network file server, Mailbox, Job template
Scan speed	NA	100 ipm simplex, 60 ipm duplex
Security	NA	Secure Print
Accounting	NA	Internal Auditor
Options	Security Kit (includes Image Overwrite and Data Encryption), Foreign Interface Device, Color Scanning Enablement Kit	

SPECIFICATIONS

Device Management	Xerox CentreWare® IS, CentreWare Web
Print Drivers Support	Apple — Macintosh OS® 8.0x / 8.5x / 9.0x / 10.x Microsoft — Windows® 98 / ME / NT 4.0 / 2000 / XP / Vista (post-launch)
Media Handling	Supported sizes: Trays 1 and 2 — 8.5 x 11 in. (A4) Trays 3 and 4 — Custom sizes from 5.5 x 7.2 in. (140 x 182 mm) to 13 x 19.2 in. (330 x 488 mm) Tray 5 (Bypass Tray) — Custom sizes from 4 x 6 in. (102 x 152 mm) to 13 x 19.2 in. (330 x 488 mm) Trays 6 and 7 (optional High-Capacity Feeder) — 8.5 x 11 in. (A4) Tray 6 (optional Oversize High-Capacity Feeder) — Custom sizes from 8 x 10 in. (B5) to 13 x 19 in. (SRA3) Tray 8 — 8.5 x 11 in. (A4) to 11 x 17 in. (A3)
	Supported weights: Trays 1, 2, 3 and 4 — 16 lb. bond to 80 lb. cover (52 to 216 gsm) Tray 5 — 16 lb. bond to 140 lb. index (52 to 253 gsm) Trays 6 and 7 (optional High-Capacity Feeder) — 16 lb. bond to 80 lb. cover (52 to 216 gsm) Tray 6 (optional Oversize High-Capacity Feeder) — 16 lb. bond to 110 lb. cover (52 to 253 gsm) Tray 8 — 16 lb. bond to 90 lb. cover (52 to 220 gsm)
Power	208–240 VAC, 60 Hz, 15 amp service KVA Rating — Max Power Consumption: 2.8 to 3.1 KVA
Physical Dimensions (WxDxH)	With HCF and Finisher — 92.4 x 31 x 57.3 in. (2,346 x 787 x 1,455 mm) With HCF and Finisher and optional Folder — 100.1 x 31 x 57.3 in. (2,543 x 787 x 1,455 mm) With HCF and Booklet Maker — 92.6 x 31 x 57.3 in. (2,351 x 787 x 1,455 mm) With HCF and Booklet Maker and optional Folder — 100.3 x 31 x 57.3 in. (2,548 x 787 x 1,455 mm)
Agency Approvals	ENERGY STAR®, Environmental Choice, cULus CE, NEMKO (Europe)

SUPPORT AND ADDITIONAL INFORMATION SOURCES

UNRIVALED SERVICE AND SUPPORT

Behind every Xerox product is a large network of customer support that's unrivaled in the industry and available when you need it. Xerox service professionals use leading-edge technologies to keep you up and running. They're even linked to the engineers who designed your product, so you can be confident when you choose Xerox. And Genuine XEROX® supplies are always readily available.

TOTAL SATISFACTION GUARANTEED

The exclusive Xerox Total Satisfaction Guarantee, recognized as unique in the industry, covers every WorkCentre® device that has been continuously maintained by Xerox or its authorized representatives under a Xerox express warranty or Xerox maintenance agreement. You decide when you're satisfied.

XEROX OFFICE SERVICES SUPPORT

Asset Management Services

- Asset Optimization and Tracking — Process and tools to optimize an enterprise's office output infrastructure and reduce hard costs.
- Break-Fix Management — Single point of ownership and management for break-fix service for all brands of office output devices, regardless of manufacturer.
- Supplies Management — Process and tools to procure, monitor and replenish all document-related supplies proactively.

Imaging and Output Management Services

- Output Management — Single point of management of office output from all output devices, regardless of manufacturer.
- Image Capture and Workflow — Cost-efficient solutions for capturing, managing, retrieving and distributing information into digital repositories.

Support Services

- Technology Procurement and Deployment — A creative and flexible end-to-end print/computer product-acquisition solution that employs a single-point-of-contact model and lowers the total cost of acquisition.
- Help Desk Services — A broad range of enterprise services managed through a centralized single point of contact and delivered through an on-site or off-site model.
- End User Services — Microsoft software implementation, IT project consulting, and customer education.

Access Managed Services

- Student/Patron Access Services — Custom designed and implemented customer-managed solutions for student and library patron print-access management.

ADDITIONAL INFORMATION SOURCES

Xerox 4595 Front Panel

The front panel offers tools and information pages to help with machine setup, feature selections, operational problem solutions, media feed and supply issues.

The Customer Documentation contains:

- Read Me First
- Quick Start Guide
- Training and Information CD
- System Administrator's CD
- Management Tools

On the web:

Visit www.xerox.com/office for:

- Product, supplies, and support information
- Downloading drivers
- Online documentation


Visit www.xerox.com/office/support for:

- Support and service information, including the same troubleshooting Knowledge Base used by Xerox customer service representatives
- Support staff to provide the latest technical information on:
 - Application issues
 - Errors
 - Print-quality issues

Questions? Comments? Problems?

If you have any questions, please contact your
Xerox sales representative, call **1-877-ASK-XEROX**
or visit us on the web at www.xerox.com/office.





For more information on the Xerox 4112/4127 Copier/Printer, call 1-800-ASK-XEROX or visit us on the Web at www.xerox.com

XEROX

Technology | Document Management | Consulting Services

Xerox 4112/4127 Copier/Printer

Overview



Specifications for the Xerox 4112/4127 Copier/Printer

Print Engine

- Xerographic Engine
- Print Speeds
 - 110/128 ppm (8.5" x 11.7")
 - 80/72 ppm (8.5" x 14.25")
 - 55/62 ppm (11" x 17.25")
 - 34/24 ppm (12" x 16.75")
- Fast Copy On Demand 3.5 seconds
 - Simplex or duplex printing
 - Up to 1000 x 1200 dpi RIP resolution and up to 2400 x 2400 dpi print resolution with half-tone screen 105 lpi (details) or 180 lpi (high quality mode)
 - Print to back resolution 1/3-0.7mm

Document Storage

- 40 GB Hard Drive with 14.6 GB for document storage
- Scanner/Document Handler
 - Dual Head Scanner
 - 100 lpm black and white scanning Simplex
 - 100 lpm black and white scanning Duplex
 - Optical 500 x 600 dpi 8-bit Gray (256 shades) scan resolution
 - Scans in industry standard PDF, JPEG, TIFF or multi-page PDF
 - Scan to Email with Mail Delivery Notification
 - Supports LAMP
 - Scan to Network File Server
 - 250 sheet Duplex Automatic Document Feeder
 - Throughput sizes 5" x 8" to 11" x 17" (A5 to A3)
 - Throughput weights:
 - Simplex or Duplex: 16 to 110 lb, bond (52 to 200 gsm)
 - Optional Color Scan Endless Roll

Paper Handling

- Sheet weights and capacity (at 20 lb, 75% gm):
 - Tray 1: 1,100 sheets (8.5" x 11.7")
 - 16 lb Bond to 80 lb Cover (52 to 216 gsm)
 - Tray 2: 1,600 sheets (8.5" x 11.7")
 - 16 lb Bond to 80 lb Cover (52 to 216 gsm)
 - Tray 3-4: 500 sheets each (8.5" x 11.7" (140mm x 142mm) to 13.0" x 19.2" (330mm x 486mm) to 10.5" x 15.0" (267mm x 381mm))
 - 16 lb Bond to 80 lb Cover (52 to 216 gsm)
 - Tray 5 Output Tray:
 - 200 sheets 14" x 8.1875 mm x 152 mm to 15" x 10.250 mm x 486 mm)
 - 16 lb Bond to 140 lb Index (52 to 253 gsm)
- Standard Feed Process Inserts:
 - Inserts pre-punched offset and xerographic color documents in a post-fuser manner;
 - 200 sheets (8.5" x 11" to 11" x 17.25" to A3);
 - 16 lb Bond to 90 lb Cover (52 gsm to 220 gsm)
- Optional High Capacity Feeder:
 - 2 trays, 2,000 sheets each (8.5" x 11.7");
 - 16 lb Bond to 80 lb Cover (52 to 216 gsm)
 - Optional Overcoat High Capacity Feeder:
 - 1 Tray, 2,000 sheets (7" x 10.75" to 12" x 16.75")
 - 16 lb to 110 lb (54 to 253 gsm) enables use of more approved coated stocks
 - Coated Sheet:
 - Refer to the Xerox 4112/4127 Copier/Printer Customer Expectations Document for approved Xerox coated stocks

Standard Finisher

- Stapler (single or dual) 100 sheet variable length stapling
- 2 and 3 hole punch, North America; 2 and 4 hole punch Europe and South America
- Ball in the direction of center
- Output capacity of 3,000 sheets - 10 lb (75 gsm)

Optional Booklet Maker Finisher

- Includes features of the Standard Finisher plus:
 - Automatically creates booklets of up to 20 pages (80 imaged sides with saddle stitching)
 - Creates booklets from 12" x 18" (SRA3), 11" x 17" (A3), 8.5" x 14" and 8.5" x 11" (A4)
 - Output capacity of 2,000 sheets (20 Book/5 gsm)

Optional Folder

- C-fold and Z-fold of 8.5" x 11" (A4)
- Print on inside or outside of folded paper
- Folder 11" x 17" (A3) Z-fold for insertion into letter (A4) document sets

Data Security

- Secure Print
- Image Overwrite up to 3 times (optional)
- IPDS compliant
- Data Encryption (SSL/TLS) (optional)

Electrical Requirements

- Print Engine:
 - 208-240 VAC, 60 Hz, 15 amp service
 - KVA Rating, Max Power Consumption: 2.9-3.1 KVA
- Agency certification: New Energy Star, Environmental Choice, CE, UL, ENEC, WEEE compliance

*Refer to the Customer Expectations Survey Document for approved coated stocks

Integrated Copy/Print Controller

- Hardware Specifications**
 - 40 GB Hard Drive with 14.6 GB RAM
 - 18.4" color wide screen flat panel display
 - Ethernet interface (10 MBT/100 and 100 MBT/1000)
- Client Environments Supported**
 - Windows 2000/XP and Vista
 - Macintosh OS 9.x/10.x/10.4.x
- PDF and web services**
 - Adobe Acrobat® Level 3
 - PDF
 - PCL 6 and 5
 - IPP
 - IPCL 1/2
- Connectivity**
 - Native network environments:
 - TCP/IP, SNMP, SMB, NetWare™, iPP, AppleLink™, iPP


Optional Xerox FreeFlow Print Server

- Hardware Specifications**
 - 512K 32-bit RAM
 - 2 GB memory
 - 100 GB SATA Hard drive
 - DVD/Blu-ray Writer
 - Color Inkjet printer (optional in model)
- Client Environments Supported**
 - Windows 2000 SP4/XP SP2/Server 2003, Vista
 - Macintosh OS X (10.3 or later)
- Options**
 - DuoCast™, Database Client
 - Virtual Server (VM) software
 - Inspection License
 - Productivity Pack - reduces maintenance, track history and more
 - UPS installation
 - Order CUP Kit (Change to Universal PC for any device client connectivity)
 - Removable Hard Disk Drive
- Connectivity**
 - Native network environments:
 - TCP/IP, SNMP, NetWare, iPP, AppleLink, iPP

Optional Xerox EX Print Server, powered by Fiery

- Hardware Specifications**
 - Memory: 4 GB
 - CPU: 2.8 GHz, Caliber™ D
 - Hard disk: 2 x 80 GB SATA drive
 - 10/100/1000 Mbps
- Client Environments Supported**
 - Windows 2000 SP4, XP SP2 (32-bit & 64-bit, driver support only)
 - Macintosh OS 10.3 or later
 - Web User
 - 3rd Party
 - Linux
 - 32-bit Unix
- Web Services Support**
 - Microsoft Internet Explorer (Windows OS 2.0-3.0, IIS 5.0 SP1 for Windows only)
 - Applet Servlet (Version 1.2.4 for Mac OS X only)
- Fiery Optional Hardware/Software**
 - Fiery Composite
 - Fiery Input Package
 - FACI Kit (flat panel monitor, keyboard, mouse)
 - FACI Furniture
 - External Hard Disk Drive Security Kit
 - FreeFlow™ VI Inspector (Optional VPP)

You Can Build Your Business On It




©2007 Xerox Corporation. All rights reserved. "Xerox", "FreeFlow", "Adobe", "iPP", and the Xerox logo are trademarks of Xerox Corporation in the U.S. and other countries. Product names, brand names and specifications are subject to change without notice. The Xerox® and Xerox logo are registered trademarks of Xerox Corporation. All other trademarks are the property of their respective owners. All rights reserved. Xerox, the Xerox logo and Xerox are registered trademarks of Xerox Corporation. All other trademarks are the property of their respective owners. Xerox, the Xerox logo and Xerox are registered trademarks of Xerox Corporation. All other trademarks are the property of their respective owners. Xerox, the Xerox logo and Xerox are registered trademarks of Xerox Corporation. All other trademarks are the property of their respective owners.

Designed With **YOU** in mind...



The Xerox 4112/4127 Copier/Printer works with the rhythms of your business. It offers a dynamic collection of features and options that make great communications easy. Your business will benefit from:

- Fastest-in-its-class speed and productivity for copy, scan and print operations at 110 and 125 ppm
 - Outstanding image and output quality
 - The flexibility and reliability you need to get the job done each and every day
- With the Xerox 4112/4127, you'll reach your target audience faster and better than ever before, even if that audience changes from job to job. It conforms to your world—and makes it better!



Like You, It Does It All

This convenient, easy-to-use system isn't the "9-to-5" type. It handles "busy" beautifully, while always keeping a steady eye on quality. From easy walk-up copy to high-quality, finished output sets, and even full color scan to email, it wears as many hats as you do:

- Send and monitor jobs from anywhere.
- Copy, scan or print jobs quickly at the printer for faster turnaround time.
- Print more high-value applications right where you need them.
- Save space with a conveniently small footprint.
- The price is kind to your bottom line!

Choose the Server that Serves You Best

Since we know your business is like no other, we offer three print servers to meet your needs in a way that works best for you. If you are looking for:

- Basic workflow, ease of use and maximum space economies, the Integrated Copy/Print Server will do the trick for you.
- A high-powered and familiar production-level workflow, choose our gold standard, the optional FreeFlow® Print Server (formerly known as FreeFlow DocuSP®).
- A familiar workflow that enables you to easily integrate into an EFI print shop, we offer the optional Xerox EX 4112/4127 Print Server, powered by Fiery®.




Optional EFI Fiery Print Server

You can fit seamlessly into an EFI-driven environment (mono and color) with a familiar Xerox EX 4112/4127 Print Server, powered by Fiery. It offers:

- Familiar Fiery features which deliver easy access to all the capabilities of the 4112/4127 Copier/Printer in a familiar interface.
- Management of one or all of your Fiery-driven printers across your enterprise, both color and monochrome, from the popular Fiery Command WorkStation™.
- Security ensured through IP filtering and Port Blocking.
- Enhanced productivity with Advanced Queue Management capabilities to reduce bottlenecks and minimize downtime.
- Job composition, exception page programming, late-stage editing and personalization with the Xerox 4112/4127's powerful processing capabilities and print features.
- Insert Tabs, which provides you the flexibility to build tabs for any job in the last possible stage of the print process.
- Optional monitor, keyboard and mouse for increased operability.
- Optional Fiery Impose Package for advanced and customizable imposition features.
- Optional Fiery Compose Package for visually-based job preparation, layout and composition tasks.

Xerox Paper and Specialty Media See the difference quality makes™

Xerox digitally optimized papers and specialty media products have been specifically engineered in concert with the Xerox 4112/4127 Copier/Printer to provide you with exceptional productivity, superior reliability and unmatched flexibility. The Optional Oversize High Capacity Feeder enables customers to expand their media latitude and application offerings to include a set of approved coated stocks. With our broad selection of paper and specialty media, full range of weights and sheet sizes, you will have the flexibility to create a variety of print applications and finished documents such as customized newsletters, booklets, reports and manuals on a wide variety of stocks. For more information, visit us at www.xerox.com, call 1-800-822-2200 in the U.S. or 1-800-868-0199 in Canada or contact your Authorized Xerox Reseller.



"An Outstanding Customer Service Experience"


Xerox is committed to providing the highest levels of technical service and is proud to have been awarded the J.D. Power and Associates Certification for excellence in customer support two years in a row.

Xerox Service: All the support you'll need

You can rely on world-class Xerox Service to support you in many capacities:

- For 24/7 support, turn to our Welcome Center (1-800-ASK-XEROX) and Online Support Assistant (www.xerox.com).
- Learn to perform preventive maintenance and tune-ups yourself and minimize uptime via the Xerox Productivity Plus Integrated Maintenance Program.

J.D. Power and Associates Certified Technology and Support Program™ developed in association with the Service & Support Professionals Association (SSPA). For more information, visit www.jpawww.com or tspage.com.



Integrated Copy/Print Server



You'll enjoy productivity through ease-of-use and maximized print speed with the Xerox 4112/4127's Integrated Copy/Print Controller. It offers:

- A simple workflow for copy, scan and print operations—it's so easy to use, you'll achieve maximum productivity effortlessly.
- Intuitive, full-color touch-screen operation enabling walk-up copy, scan, reprint, email and more, all requiring little operator training.
- The ability to save documents that have been printed to folders, so you can walk up and reprint that document at any time.
- Impressive functionality with annotation, tab printing, padding (uncollated copies with slip sheets), Bates Stamping and more.
- Accommodation of multiple media types in one job, enabling you to create more complex and creative documents.
- A smaller footprint, since the controller resides within the Xerox 4112/4127, yet enormous functionality, making it ideal for space-sensitive environments.
- Flexible job submission. Jobs can be sent to the copier/printer via email, the Web or desktop applications.
- Scan-to destinations like email, mailbox and FTP, allowing for fast and efficient document archiving and distribution.
- A large set of security features packed into one compact device, data encryption/overwrite capabilities, all in compliance with NSA standards.

Optional Xerox FreeFlow Print Server (formerly FreeFlow DocuSP)

You get unmatched power and synergy across the entire Xerox monochrome, color and highlight color portfolio on top of a superior feature set.

- This print server comes standard with a keyboard, monitor and mouse so that you have out-of-the-box productivity.
- FreeFlow Print Server has process speed and capacity; you can simultaneously receive, RIP, and print several jobs at once or one long streaming job.
- The familiar interface, which is used in Xerox monochrome, color and highlight color devices, minimizes training and learning curves and maximizes agility.
- The option to submit jobs from anywhere, including desktop applications, host-based channel connections, the Web, CD-ROMs, portable USB devices and optional FreeFlow Suite components.
- Scalability for the best balance for your business. Start with production power and a familiar workflow at a great price. Add only those feature licenses that you need to meet your application requirements.
- Automated job ticketing and customized job workflows through queues and hot folders, streamlining your workflow with minimal operator intervention.
- The ability to accept publishing, personalization and native transaction data streams, making it possible to print what you want, when you want to and where you want to.
- Tools that allow you to manage job and administration tasks remotely, for one device or a fleet of monochrome, color and highlight color devices.
- Strong security via UNIX-based platform and flexible control to define settings for users and groups.




Fast and Flexible

- Spend less time waiting at the copier. The dual head scanner scans at 100 images per minute for both single-side and double-side originals.
- Large or complex jobs go faster and easier with the 250-sheet document handler. Complex jobs can be completed at once, without manual collation, with the easy Job Build feature.
- New Padding feature lets teachers and others create uncollated sets with slip sheets for classroom handouts.
- Built-in Bates Stamping feature is ideal for legal environments, making it easy to generate copies with customized alpha-numeric descriptors on each page.
- Get consistent, high-quality reproduction of text, solids, and images with a scan resolution of up to 600 x 600 dpi with 8-bit gray (256 shades) and a print resolution of 2400 x 2400.
- Easy conversion of hard copy pages to electronic files in TIFF, JPEG, PDF formats that can be stored in folders for fast reprint or sent directly to an FTP location or an email distribution list.
- We give you optional full color scan capabilities. Use them to communicate in full color via email or digital file distribution (jpeg, tif, pdf) for fast, inexpensive communication without a full color print cost.
- Legal customers can increase productivity when working with Bates-printing software like RSA, iPro, Ribstone. We've delivered TWIN features that make it faster and more robust.

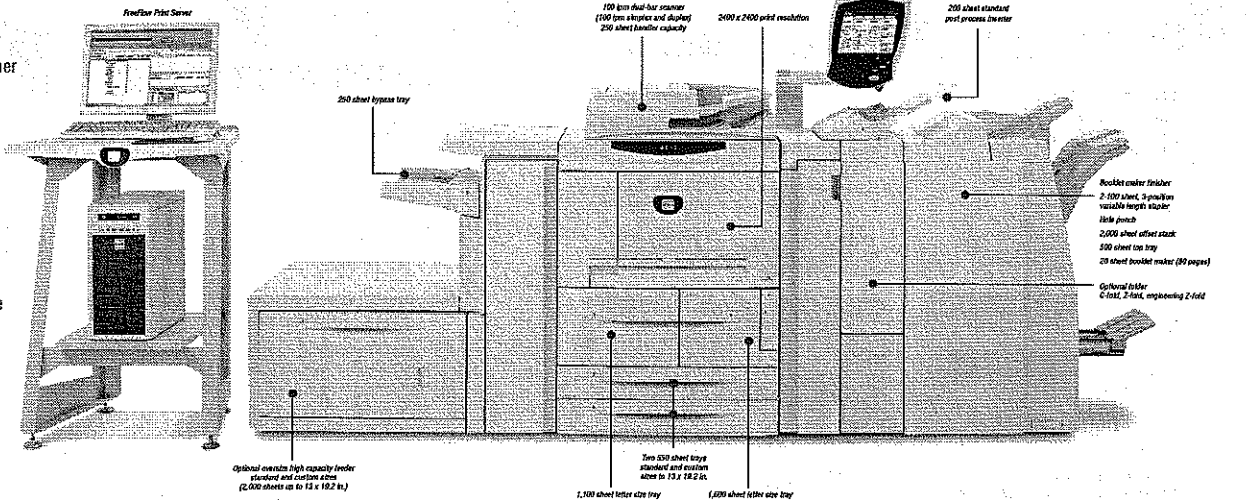
Picked to Perform for You

- Make the most of your applications by choosing from a wide range of stocks, enhancing the impact of your documents and expanding the suite of applications you can print at your point of need.
- Enjoy increased productivity with uninterrupted long runs by adding a high capacity feeder to accommodate your standard, oversize and custom stock requirements.
- Robust in-line finishing options further expand your on-the-spot applications capabilities. These include collating, variable length stapling (up to 100 sheets), hole punching, bi-folding, booklet making, G-folding, Z-folding and engineering Z-folding (tabloid (A3) folded to fit letter (A4) document set).
- Attract attention and maximize impact for your high-value documents by adding full color covers or inserts via the standard post process inserter.
- Booklet maker finisher delivers up to 20-sheet booklets (80 imposed pages), making it ideal for larger booklets and calendars.



Xerox 4112/4127 copier/printer... your top performer

Let the Xerox 4112/4127 be your business's top performer at 110 and 125 ppm. Its unbeatable scan/copy/print speed and productivity, outstanding image quality, and absolute reliability and flexibility meet the specific needs of businesses like yours. You can count on the Xerox 4112/4127 to readily enhance the applications you rely on every day.



Multiple Finishing Options



Quick, Franchise and Enterprise Printers

- Achieve the high-quality output your customers demand. From exceptional registration to distinctive and consistent image quality, coated media, in-line finishing, and color insertion, you get the whole package.
- Meet aggressive turnaround times. At 110 ppm and 125 ppm, respectively, you'll have the speed you need to easily and consistently meet tight deadlines, enhancing the value you provide to customers.
- Offer applications and services with the optional Full Color Scan Enablement Kit.
- Personalization capabilities are yours via simple to fully personalized application features.

Education

- Lightning quick copy speed and broad media capacity put teachers and assistants back in the classroom fast.
- New padding feature means a teacher can copy originals and get a stack of uncollated copies with separators for efficient classroom distribution.
- Become instantly more productive with the ability to create hole-punched or stapled sets automatically.
- Options like the folding unit will allow you to create envelope-ready correspondence and the booklet maker finisher will allow you to create small, medium and large size booklets.
- Achieve better, more effective communications with full-color scanning and scan-to-email capabilities.

Legal

- Fast reproduction and print speed plus large media capacity ensure consistently high productivity.
- Built-in Bates Stamping feature in copy feature set.
- Productivity improvements with software partners like iPro, Fibstone and FSA for legal Bates Stamping applications.
- Monochrome and optional full color scan to email for fast and effective communication.
- In-line finishing for professional results when you need them, at your fingertips.

Office Workgroup

- Tremendous ease of use ensures copying, scanning and printing are no-stress activities for everyone involved, guaranteeing maximum productivity.
- More hands-off operation means less labor and faster, more consistent results. It's made possible by expansive media capacity, more pick points, and in-line hole-punch, stapling, folding and booklet-making options.
- Data is safe and secure. Copy, scan and print data can be encrypted or overwritten to meet your corporate security standards.

Service Bureau, Data Center or Distributed Print

- Huge business capabilities in a small package. The optional FreeFlow Print Server delivers native transaction (PDF/J, LCDS) publishing, and personalized data stream printing support.
- Set-your-watch-by-it reliability. Up and running the day and the hour you need it, making it easy to meet no-room-to-breathe print windows and turnaround times.
- Create high-value applications right where you live. With color insertion, personalization, and in-line finishing at your point of need, you can be sure every document you create has greater impact and success.

XEROX®

Technology | Document Management | Consulting Services

print | copy | scan | fax | email

WorkCentre® 7328/7335/7345 Evaluator Guide



ABOUT THIS GUIDE

This guide will introduce you to the Xerox WorkCentre® 7328/7335/7345 series of color multifunction printers, and aid you in your evaluation process.

CONTENTS

Section 1 — Introducing the WorkCentre 7328/7335/7345 Color Multifunction Printer Series


Product Overview.....	1
WorkCentre 7328/7335/7345 Specifications	2

Section 2 — Evaluating Color Multifunction Printers

Overview.....	4
Evaluate Productivity.....	5
Evaluate Installation and Deployment.....	6
Evaluate Ease of Use and Management.....	7
Evaluate Reliability.....	8
Evaluate Versatility.....	9
Evaluate Security Capabilities.....	13
Evaluate Cost Control.....	15

Section 3 — Configurations, Specifications, Supplies, Support and Additional Information Sources

Configuration Summary.....	17
Specifications.....	18
Supplies and Options.....	19
Support and Additional Information Sources.....	20



SECTION 1

Introducing the WorkCentre 7328/7335/7345 Color Multifunction Printer Series

PRODUCT OVERVIEW

With the WorkCentre 7328/7335/7345 series of multifunction printers (MFPs), Xerox makes it easier to benefit from a high-performance black-and-white MFP, plus all the competitive advantages of cost-effective color when you need them.

Unleash your office performance

Fast, powerful and engineered to easily perform multiple tasks for workgroups of any size, the WorkCentre 7300 series boosts productivity and delivers spectacular results.

- Print and copy speeds up to 45 ppm black-and-white and 35 ppm color, with overall productivity that makes fast work of your office application workloads.
- Xerox multitasking network controller handles multiple tasks concurrently, enabling you to program jobs while others print and minimizing employee delays at the front panel.
- The 50-image-per-minute (ipm) black-and-white and 45 ipm color duplex automatic document feeder (DADF) quickly processes single- or double-sided originals when copying, scanning and faxing.
- A large, color touch-screen interface eases print job programming: Common features are prominently displayed, and users have intuitive access to more advanced features.
- WorkCentre 7300 series MFPs are always ready with a fast warm-up time and a quick first-page-out time.

The control you want and need

The WorkCentre 7300 series gives you complete control everywhere you need it: IT managers get tools to manage devices and user access; employees get tools to program and execute copy, print, scan and fax jobs.


- Deploy color responsibly with tools that manage user access to color printing and copying features, track color use and cost to the levels of detail you require, and integrate with accounting solutions to assign and bill print-and-copy costs.
- Produce impressive and professional-looking color documents with the WorkCentre 7300 series, which utilizes a set of advanced imaging technologies to deliver vibrant and consistent output.
- A set of Xerox tools, and integration with network management applications from other vendors, makes the WorkCentre 7300 series easy to manage for your IT staff.

Scalable business solutions

The WorkCentre 7300 series is designed to fit the unique needs of your office, with multiple speed and configuration options, simple interface customization, and integration with network applications and workflows.

- Tailor the WorkCentre 7300 series MFP to your needs with your choice of three speeds, optional fax and scan functionality, and multiple paper input and finishing options.
- Customize the user interface of your WorkCentre 7300 series MFP by integrating network applications that deliver a variety of advanced capabilities and authorization solutions.
- Use your WorkCentre 7300 series MFP as a digital on-ramp for your hard-copy documents, and integrate with network workflow applications that automate tasks such as expense report creation, document routing and more.

WORKCENTRE 7328/7335/7345 SPECIFICATIONS



STANDARD FEATURES

The WorkCentre 7300 series delivers standard black-and-white and color copying and network printing.

Copy and Print Features

- Output Speed —
 - WorkCentre 7328: Up to 28 ppm black-and-white, 26 ppm color
 - WorkCentre 7335: Up to 35 ppm black-and-white, 31 ppm color
 - WorkCentre 7345: Up to 45 ppm black-and-white, 35 ppm color
- First-Page-Out Time —
 - WorkCentre 7328/7335: As fast as 5.7 seconds black-and-white, 7.5 seconds color
 - WorkCentre 7345: As fast as 4.8 seconds black-and-white, 7.2 seconds color
- Resolution — Up to 600 x 600 dpi (copy), up to 600 x 600 x 8 or 1200 x 1200 dpi (print)
- Copy Feature Highlights — Automatic two-sided output, ID Card Copy, Annotation, Build job, Automatic booklet creation, Covers insertion, Sample set, Automatic color selection, Watermarks
- Print Feature Highlights — Automatic two-sided output, Secure print, Delay print, Sample set, Booklet creation, Watermark, Annotation

Controller


- Processor — 667 MHz
- Memory — 1 GB
- Hard Drive — 40 GB (minimum)
- Connectivity — 10/100Base-TX Ethernet, optional USB 2.0, 10Base2, 10Base5, Wireless Ethernet 802.11b (via third party adapters)
- PDL Support — Adobe® PostScript® 3™, XPS®, PCL® 5c and PCL 6 emulations, HP-GL2™

Paper Handling


- Document Handling — 75-sheet duplex automatic document feeder (DADF)
- Paper Input — Customer chooses:
 - Three-Tray Module: 2,180 sheets
 - High-Capacity Tandem Tray: 3,140 sheets
- Paper Output — 400-sheet offsetting center catch tray (200-sheet capacity with any finisher option)

Reliability


- Duty Cycle —
 - WorkCentre 7328: 80,000 images per month
 - WorkCentre 7335: 105,000 images per month
 - WorkCentre 7345: 130,000 images per month
- Warranty — Xerox Total Satisfaction Guarantee



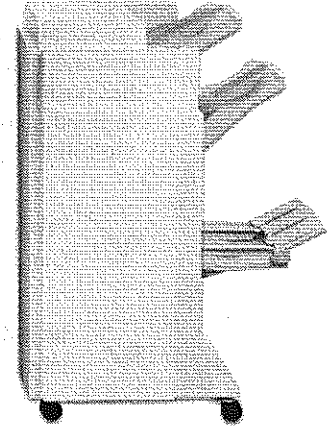
Office Finisher



Advanced Office Finisher



Professional Finisher



OPTIONAL FEATURES

Choose among these options to upgrade your WorkCentre 7300 series into an advanced MFP.

Fax Features

- Fax Speed — 33.6 Kbps fax modem
- Compression —
 - Phone-line fax: MH, MR, MMR, G3
 - Internet/Network server fax: PDF, Multipage TIFF, Image-only PDF with G3 MH/G4 MMR/JPEG compression, TIFF-FX with G3 MH/JPEG compression
- Features — Walkup fax (one- and three-line options), Internet fax, LAN fax, Network server fax (optional), Fax forward to email/FTP/SMB, Two-sided send and receive, Print on fax up to 11 x 17 in. (A3)

Scan Features

- Scan Speed — 50 ipm black-and-white, 45 ipm color (with DADF)
- Resolution — Up to 600 x 600 dpi
- File formats — PDF, Searchable PDF, JPEG, TIFF, Multipage TIFF, and XPS®
- Destinations — Scan to Email, Scan to mailbox, Scan to PC, Scan to home, Network scanning

Finishing Options

- Office Finisher —
 - 1,000-sheet stacking
 - 50-sheet multiposition stapling
- Advanced Office Finisher —
 - 3,500-sheet stacking plus 500-sheet top tray
 - 50-sheet multiposition stapling
 - 2- or 3-hole punch
- Professional Finisher —
 - 1,500-sheet stacking plus 500-sheet top tray and booklet tray
 - 50-sheet multiposition stapling
 - 2- or 3-hole punch
 - Up to 15-sheet saddle-stitch booklet making
 - Up to 5-sheet V-folding

Section 2


Evaluating Color Multifunction Printers

OVERVIEW

Xerox invented laser printing, Ethernet networking, and the first digital MFP — we've invested years of research and development in designing the most productive office solutions in the industry. This experience has positioned Xerox as the recognized leader in office MFP design and performance. Based on our in-depth understanding of customer requirements in the office, Xerox recommends that you consider the following criteria in your evaluation process of departmental-class copier/printers.

- ✓ **Productivity**
Can it keep up with the demands of your daily and monthly workloads?
- ✓ **Installation and Deployment**
How does the MFP ease the demands of the deployment process?
- ✓ **Ease of Use and Management**
Does the MFP include tools and features to lighten the load for your IT staff?
- ✓ **Reliability**
Is the MFP robust enough to meet your needs and backed by quality service?
- ✓ **Versatility**
Can the MFP be customized to meet your specific needs?
- ✓ **Security**
Does the MFP help keep your confidential information private?
- ✓ **Cost Control**
Can you monitor and control your organization's cost of printing?

MFPs often look the same from the outside. Judging from a quick glance at features and performance specifications, you might conclude that MFPs are largely equal. This section of the Evaluator Guide suggests ways you can more thoroughly evaluate MFPs — you'll soon learn that the WorkCentre 7300 series will exceed all your requirements.



EVALUATE PRODUCTIVITY

In addition to actual print engine speed, consider the things that affect overall throughput. Are the scanning and faxing features **powerful enough** to support your busy departments? What is the **warm-up wait time**? Is the device appropriately sized for the **entire workgroup**? Can features be used at the **same time**, or are employees forced to wait for the device to become “free”? Is the system designed to **minimize network traffic**? Can you **monitor the device functions** from your desktop and/or at the device?

THE XEROX
ADVANTAGE

HOW THE WORKCENTRE 7300 SERIES EXCEEDS THE PRODUCTIVITY REQUIREMENT:

PRODUCTIVITY

The productivity of the WorkCentre 7300 series starts with three output engine speed options, delivering output speeds of up to 28 ppm black-and-white/26 ppm color, 35 ppm black-and-white/31 ppm color, or 45 ppm black-and-white/35 ppm color. Document scanning speed is notable as well, with a 75-sheet duplex automatic document feeder (DADF) that scans single- and double-sided documents at 50 ipm black-and-white and 45 ipm color. With a black-and-white first-page-out time as fast as 4.8 seconds and a color first-page-out time as fast as 7.2 seconds, you won't have to wait long for your copy jobs either. The WorkCentre 7300 series also features fast warm-up times of 30 seconds from low power mode and 45 seconds from cold start.

NETWORK PERFORMANCE

Performance isn't limited to raw document feeds and speeds. The WorkCentre 7300 MFP series network controller utilizes a 667 MHz processor with 1 GB of memory and a minimum 40 GB hard drive standard — it's ready and able to process your large, complex print and scan jobs. In addition, 10/100Base-TX Ethernet connectivity comes standard for shared network printing, and optional adapters for 10Base2, 10Base5, 802.11b wireless Ethernet, and USB ensure you can connect the WorkCentre 7300 series to your company's specific needs.

The WorkCentre 7300 series is easy on your network as well. With RAM collation, files are sent over the network just once no matter how many sets are printed. Job pipelining allows the MFP to process print jobs even if the print engine is busy with an earlier print job — thus optimizing system performance by avoiding delays during job processing.

IMAGE QUALITY

With 600 x 600 dpi copy resolution and 600 x 600 x 8 dpi or 1200 x 1200 dpi print resolution, the WorkCentre 7300 series generates high-quality copies and prints with crisp text and images. The WorkCentre 7300 series utilizes a number of advanced imaging technologies to deliver fast, reliable, high-quality output, including:

Traditional toner
particles



Chemically grown
EA-HG toner



- Xerox Emulsion Aggregate (EA) toner — this chemically grown toner technology features smaller, more uniformly sized particles for excellent shadow detail, vibrant colors, consistent color accuracy, and crisp fine-line detail.
- Trickle Charge Development — a Xerox-exclusive technology that maintains print consistency throughout the workday by feeding a mixture of developer and toner to the print engine, helping avoid eleventh-hour print-quality issues.
- Intermediate Belt Transfer with Micro Tandem Engine — provides the speed and efficiency of single-pass color with consistent image transfers, fewer paper jams, and increased uptime.
- Belt Nip Fusing — instead of conventional roller-to-roller contact, Belt Nip Fusing uses a flexible surface contact area that allows toner to better adhere to the media, delivering improved image transfer and registration.

Xerox also delivers multiple page description languages (PDLs) to ensure your printed output meets your high expectations, with Adobe® PostScript® 3™, XPS®, emulations for PCL® 5c, PCL 6 and HP-GL2™.

EVALUATE PRODUCTIVITY (CONTINUED)

CONCURRENCY

The WorkCentre 7300 series network controller also helps avoid bottlenecks at the front panel. Concurrent operation means you won't have to wait until a long print job is complete to program a fax, scan or copy job. By keeping the front panel available for programming while the print engine is busy, your employees can stay productive and avoid idle time waiting for the MFP. Scan and fax jobs can be programmed and executed without waiting for the print engine to become available, while newly programmed copy jobs will join the job queue and be executed when earlier jobs are completed.

MONITORING SYSTEM STATUS

With the WorkCentre 7300 series, up-to-date information on every job you process—print, copy, scan, email or fax, plus in-depth device information—is always at your fingertips. Whether at the device or from your desktop, you can manage documents and jobs through an integrated job queue with a few mouse-clicks or button pushes.

EVALUATE INSTALLATION AND DEPLOYMENT

Installing and deploying a fleet of copier/printers and multifunction printers throughout your organization is a potentially time-consuming, complicated process. This is not limited to physically placing the units in your environment; it is really about how these systems will integrate into your **existing network infrastructure**. You also need to consider the process required to **deploy printing and scanning services** to your users, and how automated that process can be.



HOW THE WORKCENTRE 7300 SERIES EXCEEDS THE INSTALLATION AND DEPLOYMENT REQUIREMENTS:

INSTALLATION

When you choose Xerox, you can rest assured that your equipment will be delivered and installed to your specifications and expectations. All network-enabled configurations include a 10/100Base-TX Ethernet connection with features including automatic IP addressing, device naming, and Ethernet speed sensing to provide simple and automatic network installation. Management and system setup can be accomplished through a variety of means, including easy, wizard-based processes found within Xerox CentreWare® Web. Features like cloning enable multiple-device installation onto networks with identical settings, eliminating the need to set up each system individually.

DEPLOYMENT

Another critical area to evaluate is how to deploy print and scan drivers to your employees' computers. Print and scan drivers can be deployed centrally, so your IT staff needn't perform desk-to-desk manual installation of the driver software. Again, CentreWare Web wizards are provided to aid in the process of installing, troubleshooting and upgrading print and scan drivers for your employees, freeing up your IT staff for more pressing projects. Driver support is delivered for Windows (2000 / Server 2003 / XP / Vista), including most operating systems with 32- and 64-bit drivers, Macintosh OS (10.3 and above), and multiple UNIX and Linux platforms.

EVALUATE EASE OF USE AND MANAGEMENT

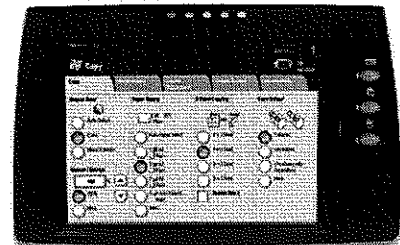
Look for **fully integrated functions** that work together to create more value than the sum of their parts. Are the functions **easy to learn**? Is the user interface **consistent** from function to function? Do the network features give you full access to the power of your network? Does the device include **additional software** to take full advantage of your digital documents? Is the device easy for your IT organization to **manage as part of its infrastructure**?



HOW THE WORKCENTRE 7300 SERIES EXCEEDS THE EASE-OF-USE REQUIREMENT:

FRONT PANEL USER INTERFACE

It doesn't matter if your job is simple or complex — the front panel user interface (UI) is easy to learn and offers quick job programming. The WorkCentre 7300 series utilizes an 8.1-inch color touch-screen UI that enables total control of copy, scan and fax functions. The touch-screen UI is intuitively organized, with the most commonly accessed features on the default screen and tab-based access to advanced programming features.



A selection of buttons accompanies the touch-panel UI for inputting numbers, accessing management features, and executing jobs (with the familiar green Start button). Third-party applications can be integrated with the front panel UI as well (for more information, see Extensible Interface Platform on page 13). Whether you've used a Xerox copier/printer or multifunction printer in the past or not, you will find the WorkCentre 7300 series a pleasure to use.

BIDIRECTIONAL DRIVERS

The WorkCentre 7300 series utilizes CentreWare print drivers to provide an easy, intuitive way to program jobs and get updated system status information. Like the front-panel touch-screen UI, the print drivers are intuitively organized by tabs. The most commonly used features are located on the default tab, with advanced features easily accessible when programming more complex jobs. The print drivers also provide bidirectional information like system status, job status, currently loaded paper sizes, installed options and more.



HOW THE WORKCENTRE 7300 SERIES EXCEEDS THE EASE-OF-MANAGEMENT REQUIREMENT:

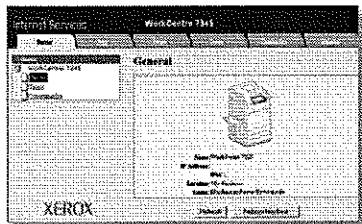
NETWORK MANAGEMENT

It couldn't be easier for the network administrator: The WorkCentre 7300 series integrates into virtually any network environment. Network configuration is made simple with CentreWare Web configuration wizards, which eliminates the need for your IT staff to perform tasks at the front panel of each device on your network. The WorkCentre 7300 series includes support for multiple native network environments, including TCP/IP, IPv4/IPv6, SNMP, SMB, Novel IPX, AppleTalk and IPP.

XEROX CENTREWARE SOFTWARE

Xerox CentreWare Web (CWW) software is a powerful device-management solution for IT departments. CWW is free software that eases the chore of installing, configuration, managing, monitoring and pulling reports from the networked printers and multifunction printers throughout your enterprise — regardless of vendor. Xerox also addresses enterprise asset management through compatibility with network management tools for Sun, Novell, Microsoft and other environments.

EVALUATE EASE OF USE AND MANAGEMENT (CONTINUED)



XEROX CENTREWARE SOFTWARE (CONTINUED)

The WorkCentre 7300 series also includes CentreWare Internet Services (CWIS), an embedded web server that allows employees and IT personnel to perform detailed status checks on the system and consumables, administer system settings, and manage access and accounting controls via any standard web browser.

AUTOMATED DEVICE OWNERSHIP

Xerox offers SMart eSolutions, an application for automating and simplifying device management and ownership. The two SMart eSolutions applications, MeterAssistant and SuppliesAssistant, automate the process of reporting MFP usage data to Xerox and ordering replacement supplies when toner levels run low.

- MeterAssistant™ — automatically collects and securely submits your device meter reads to Xerox using a built-in audit process to increase billing accuracy
- SuppliesAssistant™ — proactively manages toner supplies and monitors usage to ensure you have the right supplies at the right time

XEROX OFFICE SERVICES

Lastly, Xerox offers a set of services for managing document output and asset infrastructure in offices. These services deliver measurable business results by leveraging a powerful set of office technologies, business processes, methodologies and software tools to reduce costs and improve productivity. These offerings are summarized in Section 3 of this guide.

EVALUATE RELIABILITY

Office productivity relies on tools that do their jobs day in and day out. Consider how often you need to intervene to **replace paper or other consumables** or to **clear jams**. How **easy is that intervention**, and how **long is the device typically down**? If outside assistance is required, how **easy is it to arrange** and how long do you have to wait? Is the device a **reliable network citizen**? Has it been **tested and certified** by independent industry participants?

THE XEROX
ADVANTAGE

HOW THE WORKCENTRE 7300 SERIES EXCEEDS THE RELIABILITY REQUIREMENT:

DAY-TO-DAY RELIABILITY

Reliability comes in two forms: system reliability and image reliability. The WorkCentre 7300 series has been designed to provide maximum system reliability and uptime: Simple paper paths and a minimum of moving parts help optimize day-to-day reliability and contribute to monthly duty cycles of up to 130,000 pages. Any paper jams or misfeeds are cleared through access doors on the front of the machine, enabling your employees to proactively resolve most issues and limit calls to your help desk. The WorkCentre 7300 series also minimizes user interventions for loading paper — it has maximum capacities of 2,180 sheets or 3,140 sheets. Xerox SMart Kit™ technology also helps minimize downtime by predicting when critical parts will fail and alerting you to order replacement units. SMart Kit replaceable units are as simple and easy to replace as toner cartridges. Furthermore, if a WorkCentre 7300 series MFP does experience an interruption in service, CentreWare alerts can be configured to inform IT staff.

EVALUATE RELIABILITY (CONTINUED)

DAY-TO-DAY RELIABILITY (CONTINUED)

Image reliability is boosted by advanced technologies such as Belt Nip Fusing, Trickle Charge Development, and Intermediate Belt Transfer with Micro Tandem Engine. Each technology contributes to reliable toner transfer to media, long-term image quality, and image registration.

SERVICE/SUPPORT

Building on the reliability engineered into the WorkCentre 7300 series, Xerox has trained and developed a sophisticated service-delivery network capable of maintaining your equipment, addressing issues you encounter, and training your IT staff and employees on how to get the most out of your Xerox equipment.

EVALUATE VERSATILITY

How many **functions** can the device perform? Does the system support the **media types and capacity** your employees require? Does the copier/printer offer the kinds of **finishing options** that can help your employees get their jobs done more efficiently?



HOW THE WORKCENTRE 7300 SERIES EXCEEDS THE VERSATILITY REQUIREMENT:

COPY FEATURES

The WorkCentre 7300 series comprises reliable, workgroup-class digital MFPs capable of supporting the daily copying volumes of your busy employees. Black-and-white output speeds from up to 28 to 45 ppm and color output speeds from up to 26 to 35 ppm give you options for right-sizing MFP performance for your monthly copy volumes. The 75-page DADF scans two-sided originals in a single pass at speeds up to 50 ipm black-and-white and 45 ipm color, quickly processing even the longest copy jobs.

A rich set of copy features enables your employees to create ready-to-distribute hard copies. Copy feature highlights include:

- ID Card Copy — scans both sides of an ID card and prints it face up on a single sheet of paper
- Automatic booklet creation — create booklets by, for example, printing four letter-size pages onto tabloid-size media for folding as a four-page booklet
- Automatic tray selection — selects correct tray for specified media without requiring user intervention
- Automatic two-sided copies — create two-sided copies of single- or double-sided originals
- Bates Stamping — a key feature for legal and health-care environments, adds sequential page numbering, date and time marks, copyright information, and other information to copy output
- Electronic precollation — collates multiple-set copies in memory to maximize output speed
- Multi-up — prints multiple original pages onto a single copied page
- Sample set — prints the first copy set for verification before releasing the remaining sets
- Store and recall job programming — store settings for complex, commonly executed copy jobs

PRINT FEATURES

As with copying, the WorkCentre 7300 series delivers a range of output speeds to fit your organization's specific needs. Black-and-white print speeds from up to 28 to 45 ppm and color print speeds from up to 26 ppm to 35 ppm, combined with first-page-out times as fast as 4.8 seconds for black-and-white and 7.2 seconds for color, get your print jobs done quickly.






Building on the impressive printing performance is an impressive array of print features, highlighted by:

- Booklet creation — formats and organizes electronic documents for printing as hard-copy booklets
- Cover selection — choose specialty media for cover pages
- Poster printing — enlarges an image by printing it onto multiple pages
- Secure/delay print — print jobs are held in memory until a PIN code is entered at the front panel, ensuring prints are not left unattended at the MFP
- Transparency interleave — inserts blank or printed plain paper between printed transparencies
- Watermarks — Adds labels such as "Draft," "Confidential," or customized messages to printed documents


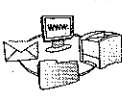
SCAN FEATURES

The WorkCentre 7300 series offers powerful network scanning capabilities for companies that routinely digitize hard-copy documents. The 75-sheet DADF processes single- and double-sided originals at 50 ipm black-and-white and 45 ipm color, meaning even long scan jobs are processed quickly. Network scanning serves as a digital on-ramp for your hard-copy documents, enabling them to be distributed, edited, archived, and utilized by your enterprise applications.

The WorkCentre 7300 series supports a variety of scan destinations, including:

-  • Scan to Email — send scanned images to email recipients, with authentication and LDAP for network security and integration
-  • Scan to Mailbox — stores scanned images on hard drive for distribution or retrieval
-  • Scan to PC — scans documents directly to a PC by selecting a PC from the local address book or by browsing the network on the front panel UI
-  • Scan to Home — sends scanned images to a preassigned "home" destination, such as an email address, FTP location or folder
-  • Network Scanning — templates enable transportation of scanned images to multiple predefined locations

Additional Xerox scan software is available to expand the capabilities of your WorkCentre 7300 series MFP:

-  • Xerox Scan to PC Desktop® — bundles Nuance® PaperPort® software for scanning, organizing and sharing images with Nuance OmniPage® software, which converts hard-copy documents into searchable, editable electronic files
-  • Xerox SMARTsend® — eases the process of editing metadata, choosing file formats, and distributing scanned files to multiple destinations, including remote printers, email, network folders, mailboxes, fax destinations, and more

EVALUATE VERSATILITY (CONTINUED)

In addition to a flexible set of destinations and additional software, the WorkCentre 7300 series includes a set of scan features highlighted by:



- File formats — support for PDF, searchable PDF, PDF compression, JPEG, TIFF, multipage TIFF, and XPS®



- Job Flow Sheets — facilitate routine workflows like expense report applications or electronic routing and storing of incoming faxes

- Scan resolution — up to 600 x 600 dpi




- Thumbnail preview (optional) — view thumbnail preview of documents stored in the mailbox

FAX FEATURES

The WorkCentre 7300 series also offers optional fax capabilities that help further consolidate office devices. This full-featured fax solution combined with the concurrency of the WorkCentre 7300 series means you won't need a dedicated fax machine any longer. Fax features include:

- Walkup fax — traditional 33.6 Kbps phone-line faxing via front panel with one- and three-line options
- Network server fax — allows faxes to be sent and received digitally over the network with support for SMTP and POP3
- Internet fax — transmits faxes digitally via the internet with support for SMTP and POP3
- LAN fax — transmits faxes digitally from desktop computers via print driver
- Fax forward to electronic destination — distributes received faxes to preset email addresses, FTP or SMB location for archiving and distribution
- Large format support — print received faxes on 11 x 17 in. paper
- Two-sided fax — send and receive two-sided documents
- Secure fax — holds received faxes until PIN code is entered
- Format support —
 - Phone-line fax — MH, MR, MMR, G3
 - Internet/Network server fax — PDF, multipage TIFF, image-only PDF with G3 MH/ G4 MMR/JPEG compression, TIFF-FX with G3 MH/JPEG compression



MEDIA SUPPORT AND CAPACITY

The WorkCentre 7300 series gives you two paper tray options to fit your needs. For organizations that print higher volumes of oversize documents, the Three-Tray Module offers four total trays capable of handling up to 2,180 sheets of 11 x 17 in. (A3) paper. For organizations that print a higher volume of pages on letter-size (A4) paper, the High-Capacity Tandem Tray option offers paper capacity of up to 3,140 sheets. Paper capacity and media support offered by the WorkCentre 7300 series include:

Standard Trays —

- Tray 1 — 520 sheets, 5.5 x 7.2 in. (A5) to 11 x 17 in. (A3), 16 to 110 lb. bond (64 to 220 gsm)
- Tray 5 (Bypass Tray) — 100 sheets, 4.13 x 5.83 in. (A6) to 12 x 18 in. (SRA3), 16 to 110 lb. bond (64 to 220 gsm)

Three-Tray Module Option —



- Trays 2 through 4 — 520 sheets each, 5.5 x 7.2 in. (A5) to 11 x 17 in. (A3), 16 to 110 lb. bond (64 to 220 gsm)

High-Capacity Tandem Tray Option —



- Tray 2 — 520 sheets, 5.5 x 7.2 in. (A5) to 11 x 17 in. (A3), 16 to 110 lb. bond (64 to 220 gsm)
- Tray 3 — 870 sheets, 8.5 x 11 in. (A4), 16 to 110 lb. bond (64 to 220 gsm)
- Tray 4 — 1,130 sheets, 8.5 x 11 in. (A4), 16 to 110 lb. bond (64 to 220 gsm)

FINISHING FEATURES

The WorkCentre 7300 series gives you multiple choices to ensure you get the right set of finishing features for your employees, and the documents they produce on a regular basis. When purchasing a WorkCentre 7300 series MFP, you'll have your choice of:

Offset Catch Tray (no finisher option) —

- 400-sheet offsetting (200-sheet offsetting with any finisher option)

Office Finisher —



- 1,000-sheet stacking
- 50-sheet multiposition stapling

Advanced Office Finisher —



- 3,500-sheet stacking plus 500-sheet top tray
- 50-sheet multiposition stapling
- 2- or 3-hole punch

Professional Office Finisher —




- 1,500-sheet stacking plus 500-sheet top tray and booklet tray
- 50-sheet multiposition stapling
- 2- or 3-hole punch
- Up to 15-sheet saddle-stitch booklet making
- Up to 5-sheet V-folding

EVALUATE VERSATILITY (CONTINUED)

EXPANDABILITY

Your Xerox multifunction printer is now more productive, and your work processes are streamlined. Menus and languages specific to your business or workgroup, such as “fax to accounts payable” or “submit to claims department” can appear on the touch screen of your MFP. Xerox Extensible Interface Platform, or EIP, is at the heart of this. It enables a variety of applications that extend the power of your MFP by allowing you to securely find, save, print and share critical information with just a few easy steps right on your system’s touch screen. That’s Xerox, working for you.



- Access and print information without the use of a computer.
- Simply scan information and store it exactly where you want it.
- Control costs with user-friendly accounting right from the device touch screen.
- Display customized user preferences on the touch screen with the simple swipe of your ID card.
- Simplify the process for complex fax distributions.
- Improve your device management processes with custom displays.
- Connect with a variety of advanced partner solutions created with your business in mind.

EVALUATE SECURITY CAPABILITIES

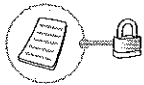
What types of **security requirements** are critical to your office? Does the device have the **security features** to meet these demands? Can device access be **password protected**? Does the system **remove latent images** on its hard drive? Does the system have features in place to **protect confidential documents**?



HOW THE WORKCENTRE 7300 SERIES EXCEEDS THE SECURITY REQUIREMENT:

INTEGRATED SECURITY

In today’s business environment, security is a critical competency. The technology you deploy into your organization must have a complete set of capabilities to help keep your confidential information safe. The WorkCentre 7300 series delivers security features that protect your confidential information at all points of document vulnerability:



Document —

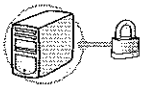
- Password-protected PDF — protects scanned files by establishing a PIN access code for viewers
- Secure fax — protects faxed documents by requiring a PIN access code before the received fax is printed
- Secure print — holds print jobs at the MFP before they are printed



INTEGRATED SECURITY (CONTINUED)

Device —

- Audit log — tracks printing, scanning and network fax activities by user, time and date
- Restrict job detail display — hides job names when nonauthenticated users view job queue
- Secure Access Unified ID System™ — magnetic card-based access eases authentication and access to device features
- User Authentication — restricts access to device features and management settings by validating user names and passwords, with SMB, LDAP, LDAP+SSL, and Kerberos integration



Hard Drive —

- Encrypted disk drive — applies 128-bit encryption to data stored on the MFP hard drive
- Image overwrite — electronically “shreds” data stored on the MFP hard drive using an algorithm specified by U.S. Department of Defense Directive 5200.28-M



Network —

- Digitally signed documents — creates signatures using a variety of methods, including S/MIME, password encryption and device certificates
- Encrypted email — encrypts email messages sent by the MFP to your email server
- Fax and network isolation — controller architecture separates the network connection and the fax telephone line to avoid incoming fax-based network attacks
- Firewall — restricts access via IP address filtering, domain filtering and port blocking
- IEEE 802.1x protocol — ensures devices connected to the network are properly authenticated
- IPSec — encrypts print jobs sent to the MFP utilizing IPSec
- IPv6 support — built-in support for networks utilizing the IPv6 standard
- Secure data protocols — secures network communications with industry standards, including HTTPS (SSL), SNMP v3.0, and IPSec

THIRD-PARTY CERTIFICATION

Xerox has a proven track record of participation and compliance with emerging government security standards and third-party testing and certification. The prime example of the Xerox commitment is our participation in the Common Criteria Certification process: Xerox submits its products, along with highly structured statements of the product's information security capabilities, for validation by an independent, government-sponsored laboratory. Certification is a costly, rigorous, time-consuming process. The WorkCentre 7300 series will be submitted for certification. Check the Xerox security pages (www.xerox.com/security) for more up-to-date information. Xerox currently has more MFP products certified than any vendor in the industry.

For more information on Xerox security, visit www.xerox.com/security.

EVALUATE COST CONTROL

One of the most important things to consider when evaluating a device with color **capabilities** is to understand the **cost of operation**. Does the vendor provide the tools you need to **control access and use of** the system's color features? Are you charged a premium for the black-and-white output you create because the system is color capable? Are the **accounting tools** available to help **track and assign** printing costs? Does the vendor offer **tools and services** to help you right-size your deployment?

THE XEROX
ADVANTAGE

HOW THE WORKCENTRE 7300 SERIES EXCEEDS THE COST CONTROL REQUIREMENT:

ACCOUNTING CAPABILITIES


Xerox provides multiple levels of accounting capabilities to give your organization the control it needs for tracking and assigning color costs. Xerox also provides tools to control employee access to the color features of your WorkCentre 7300 series MFP — you have complete control of your color output costs.

- **Auditron** — controls, tracks and enables quota setting for color output for copy, print, scan and fax activity by user or workgroup for analysis and billing purposes
- **Xerox Standard Accounting (XSA)** — builds on Auditron by adding web-based remote management
- **Network Accounting** — job-based accounting enables Xerox MFPs to integrate with third-party accounting and billing solutions from Xerox Business Partners
- **Active Directory color control** — network administrators can manage and assign color access permissions to users and workgroups in Active Directory, while black-and-white copy and print capabilities are available to any user
- **Foreign device interface** — enables you to add external third-party access and accounting devices to your Xerox MFP, such as magnetic card readers or coin-operation devices
- **Black-and-white print drivers** — print drivers with color features disabled to prevent access by employees or workgroups that don't need them

ACCURATE COLOR COSTS

Two features have been specifically developed to accurately manage color and black-and-white copies and prints, as well as manage access to walk-up color copying features.

- **Automatic Color Copy** — the device detects black-and-white and color pages separately in the original source document and prints and charges for them at their respective rates. In addition, you can select "Black-and-White Only" to copy color documents in black-and-white. These output settings can be assigned as the copy defaults for the device to limit color usage and manage costs.
- **Automatic Color Print** — the device detects black-and-white pages within a print job even with the output selection set to Color. The black-and-white printed pages are then printed and charged at the black-and-white rate.



ASSESSMENT OPTIONS

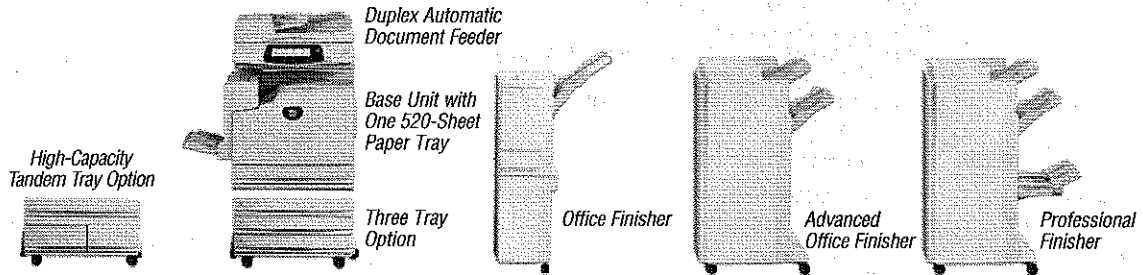
Xerox can help you decrease your overall document costs by optimizing and right-sizing your technology deployment. Three levels of assessment tools and services are available to help you deploy the right mix of equipment to best serve the needs of your environment:

- **LEVEL 1: Xerox Office Efficiency Calculator** — A five-minute, web-based “instant analysis” offers suggestions on your technology needs by comparing information you enter on your environment against key industry metrics.
- **LEVEL 2: Xerox Office Productivity Advisor (XOPA)** — More in-depth web-based tool assesses your specific document environment. XOPA results suggest better ways to manage page volume between printing, copying and faxing — they deliver end user satisfaction and cost efficiency. XOPA is a free service performed by your local Xerox sales representative.
- **LEVEL 3: Xerox Office Document Assessment (ODA)** — An analytical model that measures and analyzes your current document production infrastructure, the ODA provides in-depth improvement plans for significant cost savings and increased efficiency. The ODA is a six-sigma, fee-based tool and consultative service oriented towards enterprise-level organizations.

SECTION 3

Configurations, Specifications, Supplies, Support and Information Sources

WORKCENTRE 7328/7335/7345 CONFIGURATION SUMMARY



	WorkCentre 7328	WorkCentre 7335	WorkCentre 7345
Speed	Up to 28 black-and-white / 26 ppm color	Up to 35 black-and-white / 31 ppm color	Up to 45 black-and-white / 35 ppm color
Duty Cycle	80,000 images / month	105,000 images / month	130,000 images / month
Device Memory	1 GB minimum plus 40 GB hard drive		
Paper Handling			
Paper Input	Standard Duplex Automatic Document Feeder: 75 sheets (based on 80 gsm paper) Bypass Tray: 100 sheets; Size: 4.13 x 5.83 in. to 12 x 18 in. / 105 x 148 mm to SRA3 Tray 1: 520 sheets; Size: 5.5 x 7.2 in. to 11 x 17 in. / 139.7 x 182 mm to A3		
	Optional Three Tray Option (Total 2,180 sheets): Adds three 520-sheet paper trays; Size: 5.5 x 7.2 in. to 11 x 17 in. / 139.7 x 182 mm to A3 High-Capacity Tandem Tray (Total 3,140 sheets): Adds one 520-sheet paper tray; Size: 5.5 x 7.2 in. to 11 x 17 in. / 139.7 x 182 mm to A3, one 800-sheet tray and one 1,200-sheet tray; Size: 8.5 x 11 in. / A4		
Paper output	Standard 400-sheet Offsetting Center Catch Tray (200 sheets with any Finisher option)		
	Optional Office Finisher: 1,000-sheet stacker, 50-sheet multiposition stapling Advanced Office Finisher: 3,000-sheet stacker and 500-sheet top tray, 50-sheet multiposition stapling and hole punch Professional Finisher: 1,500-sheet stacker and 500-sheet top tray, 50-sheet multiposition stapling and hole punch, saddle-stitch booklet maker, V-Fold		
Security	Fax security, Secure Print, Image overwrite security, Password Protected PDF, Encrypted Disk Drive and Email and Print Channel via SSL/TLS Encryption, Secure Access		
Accounting	Auditron – Xerox Standard Accounting – Copy, Print, Fax, Scan; Network Accounting (Business Partners); Color Access for copy and print via Active Directory		
Copy			
First page out time	As fast as 5.7 seconds black-and-white / 7.5 seconds color		4.8 seconds black-and-white / 7.2 seconds color
Copy resolution	600 x 600 dpi		
Copy features	Automatic two-sided, Color touch screen interface, Electronic pre-collation, Automatic tray selection, Build Job, Negative/Mirror image, Automatic booklet creation; Multi-up, Auto RE, Mixed-size originals, Covers insertion, Sample set, Book copying, Store and recall job programming, Annotation, Auto color selection, Area designation, Poster mode, Watermarks, Contone photo mode		
Print			
Processor / PDL	667 MHz / Adobe® PostScript® 3™, XPS®, HP-GL2™, PCL® 5c / PCL 6 emulations		
Connectivity	10/100Base-TX Ethernet, 10Base2, 10Base5 (via adapter), USB (optional), Wireless Ethernet 802.11b (via third-party adapters)		
Print resolution	600 x 600 dpi, 600 x 600 x 8 dpi, 1200 x 1200 dpi		
Print features	Automatic two-sided, Secure Print, Delay print, Sample set, Booklet creation, Cover selection, Paper selection by attribute, Multi-up, Watermarks, Banner sheets, Fit to new paper size, Transparency interleave, Output tray selection, Store and recall driver settings		
Fax	Optional	Walkup fax (one-line and three-line options); Network server fax	
Fax features	Internet fax, LAN fax, Fax Forward, Duplex Send and Receive, print on fax up to 11 x 17 in. / A3, Fax Build Job, Fax bound originals		
Scan	Optional	Scan to Email, Scan to PC desktop, Scan to mailbox, Scan to FTP, Thumbnail Preview, Various Xerox Business Partner Solutions, SMARTsend®	
Scan features	Text searchable PDF, XPS, JPEG, TIFF, Multi-page TIFF, Mixed Size-Originals, Scan Build Job, Auto Color		
Other Options	Foreign Device Interface, Media Card / USB Thumbdrive Reader, Thumbnail Preview, Xerox Extensible Interface Platform (EIP), Secure Watermark		

WORKCENTRE 7328/7335/7345 SPECIFICATIONS

Device Management	Xerox CentreWare Web, Xerox CentreWare IS, Xerox CentreWare for Unicenter® TNG®, Tivoli® Netware®, Microsoft Management Console, HP® OpenView®
Print Drivers Support	Microsoft Windows®—2000, XP, Server 2003, Server 2003 64-bit, Vista, Vista 64-bit Apple Mac OS®—10.3 and higher
Media Handling	Supported sizes: Standard Tray — Tray 1: 5.5 x 7.2 in. (A5) to 11 x 17 in. (A3) Tray 5 (Bypass tray): 4.13 x 5.83 in. (A6) to 12 x 18 in. (SRA3) Three-Tray Module Option — Trays 2 through 4: 5.5 x 7.2 in. (A5) to 11 x 17 in. (A3) High-Capacity Tandem Tray Option — Tray 2: 5.5 x 7.2 in. (A5) to 11 x 17 in. (A3) Trays 3 and 4: 8.5 x 11 in. (A4)
	Supported weights: Trays 1 through 5: 16 to 110 lb. bond (64 to 220 g/m ²)
Operating Environment	Required Temperature Range—50° to 82° F (10° to 28° C) Required Relative Humidity—15% to 85%
Electrical	Power (North America) —220 to 240 V Nominal, 50/60 Hz, 10A Power Consumption — • Running: < 1,012 watts • Standby: < 200 watts • Low-Power Mode: < 80 watts • Sleep Mode: < 10 watts Warm-Up Times — • From Sleep: 45 seconds (max) • From Low-Power Mode: 30 seconds (max)
Physical Dimensions (Fully configured)	Height —43.9 in. (1,115 mm) Width —53 in. (1,346 mm) Depth —25 in. (635 mm) Weight —457 lbs. (257 kg)
Agency Approvals	FCC Class A Compliant (U.S.), DOC Class A Compliant (Canada), 89/336/EEC (Europe), UL Listed (UL 60950-1, First Edition), CB Certified (IEC 60950-1/EN 60950-1), 73/23/EEC (Europe), Novell Tested and Approved, Windows Hardware Quality Labs

WORKCENTRE 7328/7335/7345 SUPPLIES AND OPTIONS

Consumables and Routine Maintenance Items	Description	Details	Part Number
	Black Toner Cartridge	26,000 pages	6R1175
	Cyan Toner Cartridge	16,000 pages	6R1176
	Magenta Toner Cartridge	16,000 pages	6R1177
	Yellow Toner Cartridge	16,000 pages	6R1178
	Smart Kit™ Drum Cartridge	45,000 impressions	13R00624
	Smart Kit™ Waste Cartridge	30,000 impressions	8R12903
	Smart Kit™ Fuser Kit (120 V)	150,000 impressions	8R13040
	Smart Kit™ Fuser Kit (220 V)	150,000 impressions	8R13028
	Staple Refill	For Office Finisher (3 x 5,000 staples)	8R12915
	Staple Refill	For Advanced and Professional Office Finishers and Convenience Stapler (3 x 5,000 staples)	8R12941
	Staple Cartridge	For Professional Finisher Booklet Maker (4 x 5,000 staples)	8R12925
	Staple Cartridge	For Advanced and Professional Office Finishers and Convenience Stapler (1 cartridge)	8R12964

Options	Description	Details
	Offset Catch Tray	500-sheet capacity
	Office Finisher	1,000-sheet capacity (stacking, multiposition stapling)
	Advanced Office Finisher	4,000-sheet capacity (stacking, multiposition stapling, hole-punching)
	Professional Office Finisher	2,000-sheet capacity (stacking, multiposition stapling, hole-punching, bifold/saddle-stitch booklet making, V-folding)
	Convenience Stapler Kit (110 V)	
	Convenience Stapler Kit (220 V)	
	Three-Tray Module	2,180-sheet capacity
	High-Capacity Tandem Tray	3,140-sheet capacity
	One-line Fax with Internet Fax	
	Three-line Fax with Internet Fax	
	Fax Server Enablement	
	Scan Kit	Change from network scanning with email
	Thumbnail Preview	
	Secure Watermark	
	Scan to PC Desktop	Professional or SE Edition
	Media Print	Print from USB drive or memory card
	USB Parallel Port Printing	
Foreign Device Interface		
Mobility Plate		

SUPPORT AND ADDITIONAL INFORMATION SOURCES

UNRIVALED SERVICE AND SUPPORT

Behind every Xerox product is a large network of customer support that's unrivaled in the industry and available when you need it. Xerox service professionals use leading-edge technologies to keep you up and running. They're even linked to the engineers who designed your product, so you can be confident when you choose Xerox. And Genuine XEROX® supplies are always readily available.

TOTAL SATISFACTION GUARANTEED

The exclusive Xerox Total Satisfaction Guarantee, recognized as unique in the industry, covers every Phaser device that has been continuously maintained by Xerox or its authorized representatives under a Xerox express warranty or Xerox maintenance agreement. You decide when you're satisfied.

XEROX OFFICE SERVICES SUPPORT

Asset Management Services

- Asset Optimization and Tracking — Process and tools to optimize an enterprise's office output infrastructure and reduce hard costs
- Break-Fix Management — Single point of ownership and management for break-fix service for all brands of office output devices, regardless of manufacturer
- Supplies Management — Process and tools to procure, monitor and replenish all document-related supplies proactively

Imaging and Output Management Services

- Output Management — Single point of management of office output from all output devices, regardless of manufacturer
- Image Capture and Workflow — Cost-efficient solutions for capturing, managing, retrieving and distributing information into digital repositories

Support Services

- Technology Procurement and Deployment — A creative and flexible end-to-end print/computer product acquisition solution that uses a single-point-of-contact model while lowering the total cost of acquisition
- Help Desk Services — A broad range of enterprise services, managed through a centralized single point of contact and delivered through either an on-site or off-site model
- End User Services — Microsoft software implementation, IT project consulting, and customer education

Student/Patron Access Services

- Student and Library Patron Access — Custom designed and implemented customer-managed solutions for student and library patron print-access management

ADDITIONAL INFORMATION SOURCES

WorkCentre 7300 Series Front Panel:

- The front panel offers tools and information pages to help with machine setup, feature selections, operational problems, media feed and supply issues.

Customer Documentation Contains:

- Installation Guide
- Quick User Guide
- Software and Documentation CD-ROM
- Registration Card
- Warranty Booklet

On the Web:

Visit www.xerox.com/office for:

- Product, supply and support information
- Downloading drivers
- Finding your local Xerox sales representative
- Online documentation

Visit www.xerox.com/office/support for:

Support and service information, including the same troubleshooting Knowledge Base used by Xerox Customer Support staff to provide the latest technical information on:

- Application issues
- Errors
- Print-quality issues
- Troubleshooting

NOTES

1. Introduction
2. Summary
3. Details

4. Conclusion
5. Appendix



Questions? Comments? Problems?

If you have any questions, please contact your
Xerox sales representative, call **1-877-ASK-XEROX**,
or visit us on the web at www.xerox.com/office



XEROX®


WorkCentre® 7655 / 7665



Technology | Document Management | Consulting Services

copy | print | scan | fax | email

WorkCentre® 7655/7665 Evaluator Guide



ABOUT THIS GUIDE

This guide will introduce you to WorkCentre® 7655/7665 series of advanced multifunction systems, and aid you in your evaluation process.

CONTENTS

Section 1 – Product Overview 1

Section 2 – Evaluating Multifunction devices 3

Suggests specific features to look for in a product of this class, how to evaluate those features, and how the Xerox products measure up.

Productivity 4

Installation and Deployment 5

Ease of Use and Management 6

Reliability 8

Versatility 10

Finishing 13

Security 14

Cost Control 16

Section 3 – Configurations, Specifications, Options and Supplies 18

Feature Review 18

Configuration Summary 19

Specifications 20

Competitive Comparisons 20

Supplies and Accessories 21

Support and Information Services 22

Product Overview

The Xerox WorkCentre® 7655/7665 series of multifunction devices bring powerful productivity to any office. Modular design and upgradeable configurations enable you to purchase a copier only and then upgrade network features like printing, faxing and scanning as your needs grow.

The WorkCentre 7655/7665 series is designed as a departmental color device to meet your monochrome needs without sacrificing performance for your color requirements. A superior array of options include finishing features such as booklet making, saddle stitching, hole punching, and v-folding for professional looking distribution-ready output.

Find the perfect fit for your office. Xerox WorkCentre 7655 and 7665 are, at their roots, powerful color digital copiers. Choose the speed that best fits your needs.

WorkCentre 7655 – 55 black-and-white ppm, 40 color ppm.

WorkCentre 7665 – 65 black-and-white ppm, 50 color ppm.

This powerful digital platform is ready to go to work when you are, with a speedy first copy out time of just 5.5 seconds (8.9 seconds color) and a standard input capacity of 3260 sheets, it will be a productive addition to any office. And a 250-sheet Duplex Automatic Document Feeder easily handles mixed media sizes and weights.

The WorkCentre 7655/7665 series also address the needs of today's IT organizations by delivering easy integration, simple deployment, and robust support and tools for management of one or a fleet of systems. The powerful integrated controller in the WorkCentre 7655/7665 series is designed to optimize the productivity of your users, minimize the associated network traffic it produces, and deliver a rich set of features to suit the needs of your environment



SECTION 1


Product Overview

Now there's no limit to what you can do

- Advanced automated technology ensures consistent, convenient color – without complications
- Features traditionally found only in black-and-white copiers such as electronic sorting, booklet creation, queue management, and Build Job are now standard on a color device
- Handles light to heavy office papers in many sizes and types
- Easy to change no-mess SMart Kits™ components provide the keys to keeping you up and running at maximum power and throughput
- Full concurrency with unrestricted program ahead gets you back to work sooner
- Full panel color user interface
- Electronic pre-collation
- Starting 3260-sheet input capacity
- Feed media up to 300 gsm from bypass tray
- Auto-duplex heavy weight media up to 176 gsm from all trays
- 2400 x 2400 dpi output
- Simultaneous feature use (e.g. scan while printing or copying)
- Copy Auditron to monitor usage for accounting and control
- Xerox Standard Accounting (XSA)

Options include:

- Finishing options including 50-sheet multi-position stapling, hole punch, bi-folded booklet (5-sheet max.), saddle stitching, center folded booklet (15-sheet max.)
- Convenience Stapler
- Optional network accessories include scan to desktop, scan to email, scan to server, embedded fax, internet fax, network fax server, and job based accounting
- Embedded telephone fax
- Input options range from 3260-sheets up to 5,260-sheets
- The security of Image Overwrite
- Foreign device interface for coin ops, card readers, and accounting solutions



Evaluating Multifunction Systems

Evaluation Criteria

As the company that invented laser printing, Ethernet networking, and the first digital Multifunction Product (MFP), Xerox has invested years of research and development in designing the most productive office devices in the industry. This experience has positioned Xerox as the recognized leader in office MFP design and performance. Based on our in-depth understanding of customer needs in the office, Xerox recommends the following criteria be considered in the evaluation process of a shared MFP:

Productivity

Can it keep up with the demands of a multiple user environment?

Installation and Deployment

How does the MFP ease the demands of the deployment process?

Ease of Use and Management

Are all the capabilities integrated and intuitive?

Reliability

Is it designed and built for demanding use and backed by a quality organization?

Versatility

Can the MFP grow with changing demands?

Finishing

Can the MFP provide the distribution ready documents that you require?

Security

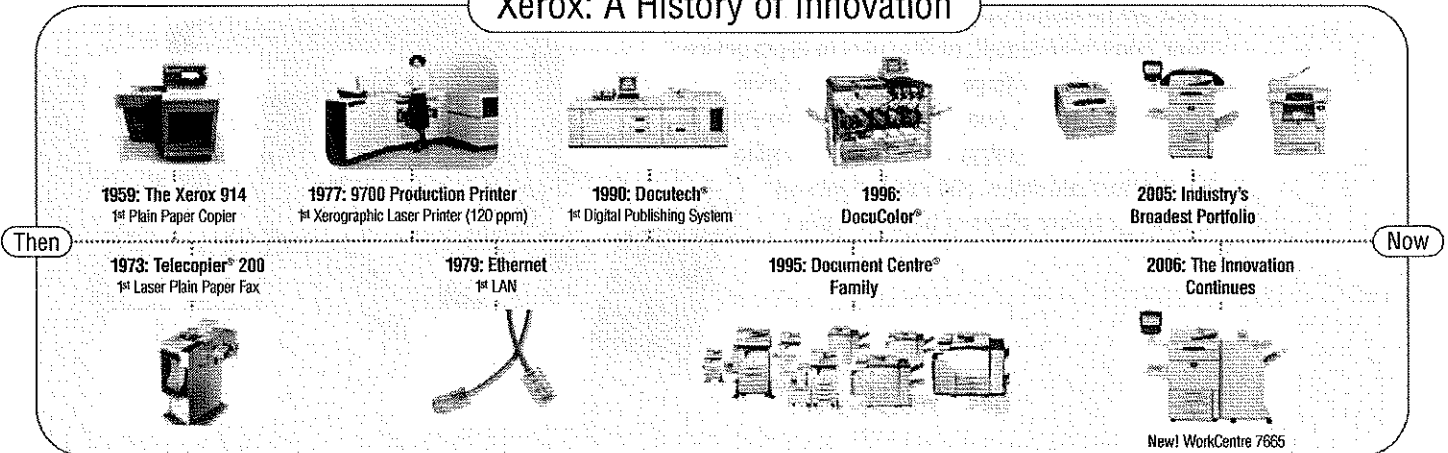
Is the MFP able to keep your confidential information safe?

Cost Control

Can you monitor and control your organizations cost of printing?

MFPs often look the same from the outside. And from a quick look at specifications on speeds, feeds, and print resolution, you might incorrectly conclude that most MFPs are basically equal. This section of the Evaluator Guide will suggest ways you can thoroughly evaluate them, and show how the Xerox WorkCentre® 7655/7665 series can best meet your needs.

Xerox: A History of Innovation



Evaluating Multifunction Systems

EVALUATE

PRODUCTIVITY

In addition to actual print engine speed consider the things that effect overall throughput. Are the scanning and faxing features powerful enough for your busy workgroup? What is the warm-up wait time? Is the device sized for the entire workgroup? Can features be used at the same time or are users forced to wait for the device to be “free”? Can you monitor the device functions from your desktop and at the device?

ADVANTAGE XEROX

HOW XEROX WORKCENTRE® 7655/7665 SERIES EXCEEDS THE PRODUCTIVITY REQUIREMENT

Performance

The productivity of the WorkCentre 7655/7665 series starts with the fast print engine, delivering 55 ppm black-and-white and 40 ppm color in the WorkCentre 7655, and 65 ppm black-and-white and 50 ppm color in the WorkCentre 7665. The scanning speed is the best in its class –single-pass duplex scanning at 80 ppm black-and-white and 50 ppm color, a 250-sheet DADF, and resolutions from 200 x 200 dpi up to 600 x 600 dpi. All network-print enabled configurations come with the powerful Xerox controller, which features a 1.8 GHz AMD Athlon™ microprocessor, and up to 512 MB of memory. This controller enables fast first page out times of 5.5 seconds for black-and-white and 8.9 seconds for color, and the machine warms up in less than 30 seconds from low-power mode.

Image Quality


Automatic features like auto image quality, 2400 x 2400 dpi output resolution, auto registration, auto rotation, auto paper select, auto tray switching and auto job recovery ensure crisp and clear images and the fastest, best-in class quality output every time.

Network Performance/Concurrency

Files are sent over the network just once no matter how many sets are being printed – a job consisting of five sets of a 10-page document is sent over the network as 10 pages, minimizing network traffic. Files are processed at the device, off the network, freeing up user’s workstations and minimizing network traffic. Plus, with concurrent scan and print capability, one user can be scanning in one document, while a second document is printing and a third is being received over the network. This results in network printing performance that is unmatched in the industry.

Monitoring System Status

There are no unknowns. Up-to-date information on every job; print, copy, scan, email, or fax, plus in-depth device information at your fingertips. Both at the device, or from your desktop, you can manage documents and jobs through an integrated job queue, display job progress and status, and manage jobs all with a few mouse clicks or button pushes.



Evaluating Multifunction Systems

EVALUATE
INSTALLATION AND DEPLOYMENT

Installing and deploying a fleet of multifunction systems throughout your organization is a potentially time consuming and complicated process. This process is not limited to physically placing the units in your environment, its really about how these systems will integrate into your existing network infrastructure. You also need to consider the process required to deploy printing and scanning services to your users, and how automated that process can be.

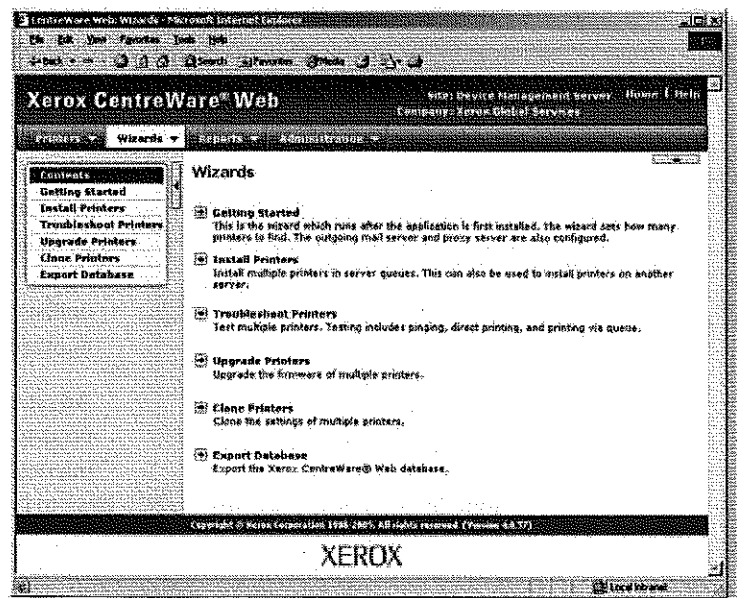
**ADVANTAGE
XEROX**
**HOW XEROX WORKCENTRE® 7655/7665 SERIES EXCEEDS
THE INSTALLATION AND DEPLOYMENT REQUIREMENT**

Installation

When you choose Xerox, you can rest assured that your equipment will be delivered and installed into your environment to your specifications and expectations. All network enabled-configurations include an embedded 10/100/1000-baseT Ethernet connection with innovative features like auto IP addressing, device naming and Ethernet speed sensing to provide simple and automatic installation on networks, so getting the WorkCentre 7655/7665 up and running is a quick and easy process. Management and system setup can be accomplished through a variety of means, including the easy and wizard-based process found within Xerox CentreWare® Web. Additionally, the WorkCentre 7655/7665 series can ingrate with third party management applications like Unicentre® TNG, IBM® Tivoli® NetView®, Microsoft® Management Console, and HP WebJetAdmin. Cloning capabilities allow fleets of devices to be installed with identical settings, avoiding the need to set up each system individually.

Deployment

Another critical area to evaluate is the process by which you can deploy drivers for the print and scan services to your user population. Print and scan drivers can be deployed centrally – keeping your IT staff from having to walk from desk to desk manually installing new drivers. In many cases, existing Xerox drivers on your network will be able to work with your new hardware, potentially saving the step of updating your users' driver software altogether. Again, wizards are provided within CentreWare Web to aid in the process of installing, troubleshooting, and upgrading your users' driver software, freeing up your IT staff for more pressing projects.



Evaluating Multifunction Systems

EVALUATE

EASE OF USE AND MANAGEMENT

Look for fully integrated functions that work together to create more value than the sum of their parts. Are the functions easy to learn? Is the user interface consistent from function to function? Do the network features give you full access to the power of your network? Does the device include additional software to take full advantage of your digital documents? Is the device easy for your IT organization to manage as part of its infrastructure?

ADVANTAGE XEROX

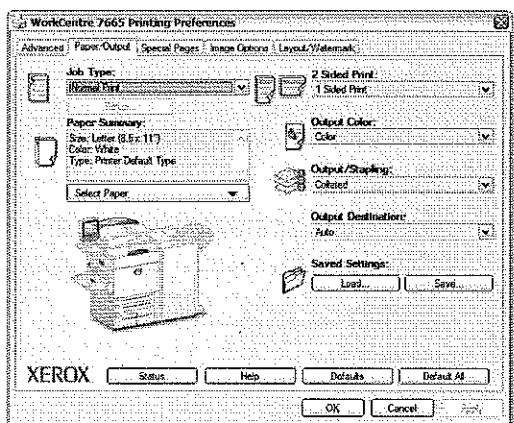

HOW XEROX WORKCENTRE® 7655/7665 SERIES EXCEEDS THE EASE OF USE REQUIREMENT

Consistent User Interface

It doesn't matter if the job is simple or complex, a large color user interface (UI) with touch panel and intuitive tab selections make even advanced functions simple and convenient – and minimizes the training required to get your users up and running. And, the UI paths are consistent across much of the Xerox MFP product line, enabling you to deploy a mix of Xerox products knowing users will be able to easily use each of them.

Accessible Advanced Features

With advanced features like Covers, Transparency Interleave and N-Up, you have a variety of output options. And, with Build Job you can easily integrate documents from the document handler and the platen or from different paper trays – even mix simplex and duplex output into a single job. Use “sample last segment” to review or change the output of your job section by section. There's no need to rescan the entire job if you make an error. Use “sample set” to run a proof set of the entire job to be sure the output exactly matches your requirements before it's printed.



Bidirectional Drivers

Print capable versions of the WorkCentre 7655/7665 series include CentreWare® print drivers with a clear, graphical user interface that provides an easy, intuitive way to interact with the printer. The drivers provide immediate desktop access to all WorkCentre output functions. The driver also provides bi-directional information, indicating device status, job status, currently loaded paper sizes and types and installed options so there is no need to consult other software in order to obtain this information.

Advanced functions such as watermarks, invert image, print-to-edge, N-Up, booklet layout, transparency interleaving, covers and toner saver are simple to access

from the print driver and front panel. Easy to understand icons access the most commonly used functions such as selecting paper and document finishing. Plus with the “saved settings” feature, frequently used print job parameters can be stored for later reuse.

Evaluating Multifunction Systems

**ADVANTAGE
XEROX**
**HOW XEROX WORKCENTRE® 7655/7665 SERIES EXCEEDS
THE EASE OF MANAGEMENT REQUIREMENT**

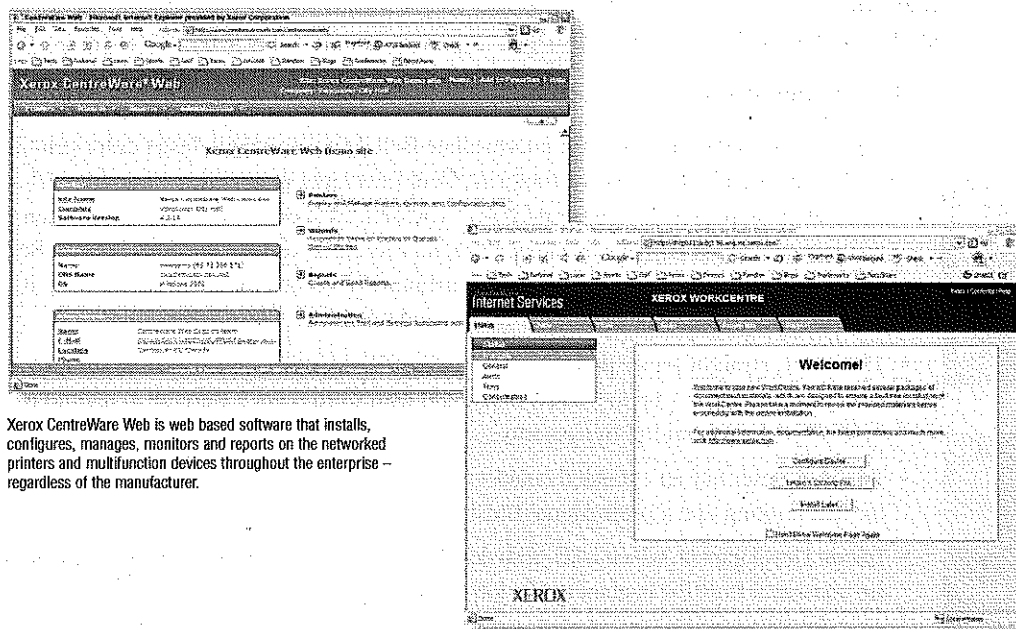
Network Management

It couldn't be easier for the network administrator. The WorkCentre 7655/7665 series integrates seamlessly into virtually any network environment, and network configuration is easy with CentreWare install wizards – eliminating the need for IT staff to go device to device to reset parameters, connect users or manage job queues. On-board SNMP support lets customers integrate with other network frameworks.

Xerox CentreWare Software

Xerox CentreWare® Web management software is a powerful device management solution for I.T., free software that eases the chore of installing, configuring, managing, monitoring and pulling reports from the networked printers and MFPs throughout the enterprise – regardless of vendor. Xerox also addresses enterprise asset management through compatibility with network management tools for Sun, Novell, Microsoft and other environments.

The WorkCentre 7655/7665 series also include CentreWare® Internet Services, an “embedded web browser” that allows users and IT personnel to perform detailed status checks and even change configuration without any special software tools.



Xerox CentreWare Web is web based software that installs, configures, manages, monitors and reports on the networked printers and multifunction devices throughout the enterprise – regardless of the manufacturer.

CentreWare Internet Services is a web server embedded in every WorkCentre product. You can submit and monitor print jobs and machine status from anywhere – from your intranet to the World Wide Web.

Xerox Office Services

Lastly, Xerox offers a set of services for managing document output and asset infrastructure in the office. These services deliver measurable business results by leveraging a powerful set of office technologies, business processes, methodologies, and software tools to reduce costs and improve productivity. These offerings are summarized in Section 3 of this guide.

Evaluating Multifunction Systems

EVALUATE
RELIABILITY

Productivity relies on tools that do their job day-in and day-out. Consider how often you need to intervene with the machine to replace paper or other consumables or to clear jams or other problems. How easy is that intervention and how long is the device down? If outside assistance is required, how easy is it to arrange and how long do you have to wait? Is the device a reliable network citizen? Has it been tested and certified by independent industry participants?

**ADVANTAGE
XEROX**
**HOW XEROX WORKCENTRE® 7655/7665 SERIES
EXCEEDS THE RELIABILITY REQUIREMENT**
Day to Day Reliability

Simple paper paths and a minimum of moving parts means there is very little that can go wrong. Any paper jams or misfeeds that do occur are all accessed from the front of the machine, making this an easy issue for users to resolve – and avoiding unnecessary calls to the IT Help Desk. Most components that wear over time can be simply replaced without a service call. You're up and running without delay.

The WorkCentre 7655/7665 has been engineered to minimize user interventions and downtime. One clear example - in most office environments, a majority of the documents copied and printed on the MFP will be in black and white. The WorkCentre 7655/7665 has been designed with two black toner cartridges with this fact specifically in mind – black will be the most often-used toner color, so Xerox has doubled the black toner capacity and helped avoid machine downtime due to the black toner running out.

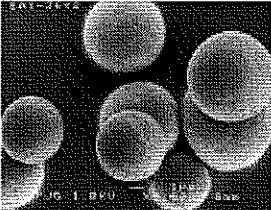
Other advancements that contribute to the reliability of the WorkCentre 7655/7665 series:

- The Micro Tandem Engine and Intermediate Belt Transfer enable faster color printing and copying speeds in a very small footprint. Four developer assemblies – one for each process color of cyan, magenta, yellow and black – process each color individually and then transfer that image onto the intermediate image belt, registering it with the previous images. So, rather than having the paper pass through the machine eight times for a two-sided print, it passes through only twice – for better registration and reliability.
- The short, straight paper path also allows the WorkCentre 7655/7665 to reliably handle heavyweight paper – up to 110 lb. index/220 gsm from trays 1 through 4, and up to 170 lb. index/300 gsm from the bypass tray.
- The Belt Fuser has an extended contact area, which means toner adheres more completely for fast printing and a professional finish.
- Trickle Development, which adds fresh developer material as it's needed, assures that prints are consistent from the beginning of a job to the end.
- Easy-access SMART Kit™ customer replaceable units include:
 - EAHG toner cartridges
 - Waste toner container
 - Fuser module
 - Print drums
 - Staple cartridges

Traditional Toner



EA Toner



EA Toner allows precise reproduction due to uniform toner size and shape.

Evaluating Multifunction Systems

**ADVANTAGE
XEROX**
**HOW XEROX WORKCENTRE® 7655/7665 SERIES
EXCEEDS THE RELIABILITY REQUIREMENT (cont'd)**

Service/Support

Building on the reliability that is engineered into the WorkCentre 7655/7665 series, Xerox has trained and developed a sophisticated service-delivery network that is capable of helping you maintain your equipment, address issues that you may encounter with your equipment, and train you and your users on how to get the most out of your equipment.

Network Reliability/Certification

Network reliability is another area Xerox focuses on to deliver a consistent and positive customer experience – the WorkCentre 7655/7665 has been subjected to a controlled, formal test based on the IEEE software testing standards and certified at Capability Maturity Model (CMM) level 2. Compatibility testing uses a number of environmental conditions including server operating systems, client operating systems, network topologies, email servers and Web browsers. Xerox devices maintain standards through adherence to standard protocols (setup, authentication, secure print), consistency in physical standards (network cards, drivers, front end) and operations (copy, print, scan, fax, store) with rock solid security and data integrity.

Lastly, the WorkCentre 7655/7665 series have been evaluated for functionality and quality by a number of independent entities and have been awarded the following certifications:

- Novell Certification for Novell® Netware®
- Microsoft WHQL – certified print drivers (available at www.xerox.com) endorses the operability
- Industry standards compliance:
 - SNMP Version 1 and SNMP Version 2 trap MIB access (IETF-MIB RFC 1213)/SNMPV.3
 - Host Resources MIB RFC 2790
 - Printer MIB RFC 1759 v.2
 - FCC Class A Compliant (U.S.), DOC Class A Compliant (Canada)
 - 89/336/EEC (Europe)
 - UL Listed (UL 60950, First Edition)
 - CB Certified (IEC 60950/EN 60950)
 - 73/23/EEC (Europe)
 - 95/5/EEC (Europe)
 - Energy Star®



Evaluating Multifunction Systems

EVALUATE **VERSATILITY**

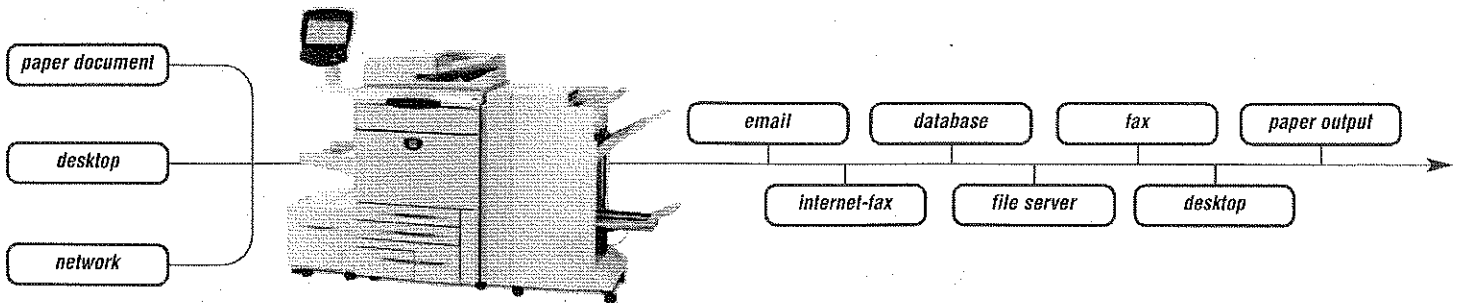
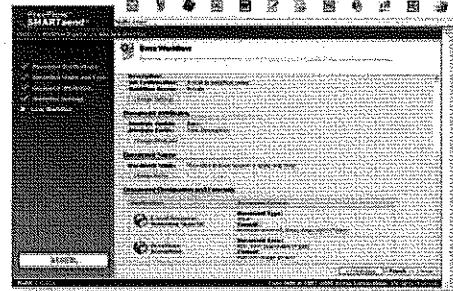
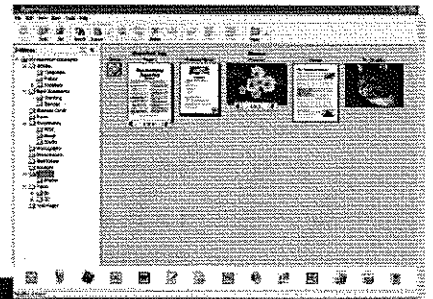
How many multiple functions can the device perform? How easy is it to upgrade from basic functions to more advanced functions? Can specific functions be added as requirements grow? Can multiple functions be performed simultaneously?

ADVANTAGE XEROX **HOW XEROX WORKCENTRE® 7655/7665 SERIES EXCEEDS THE VERSATILITY REQUIREMENT**

Scanning Features

Give your hard copy documents new life. Make the best use of both hard copy and digital files and use your WorkCentre 7655/7665 to move, manage, manipulate, capture, repurpose and distribute your documents via Email, Internet Fax, Embedded Fax, Network Server Fax or Network Scanning. Choose the file format (PDF, JPEG, TIFF) and compression (MRC, JBIG2) that works best for you with Xerox optional document distribution services:

- **Network Scanning** offers a whole new set of choices. This versatile solution lets you send hardcopy documents to a wide range of destinations where they can be integrated into existing networks and client applications, or into customized image capture and workflow management solutions provided by Xerox or by Xerox Business Partners.
 - **Scan to PC Desktop®** scanning sends hard copy directly to a PC desktop where it can be easily moved into word processing applications, spreadsheets and databases for editing, distribution and storage.
 - **Xerox FreeFlow™ SMARTsend™** makes routing and distributing scanned files easy.
 - **Scan to Applications/Network File Server** makes large volumes of hard copy available to anyone on your network.
 - **Scan to Repository/Digital Archive** moves documents into electronic filing systems for easy access.
 - **Scan to EMail/Distribution List** includes LDAP functionality, for integration with corporate email directories
 - **Scan to Electronic Document Management System** makes sure your documents are safe, secure, and right where you can put your hands on them.
 - **Scanning Color Documents** preserves all the color information for later use in electronic files or color printing or copying.



Evaluating Multifunction Systems

**ADVANTAGE
XEROX**
**HOW XEROX WORKCENTRE® 7655/7665 SERIES
EXCEEDS THE VERSATILITY REQUIREMENT (cont'd)**

Fax Features

- **Internet Fax** to any remote Internet fax terminal, including another WorkCentre device. Internet Fax takes advantage of your existing network and integrates easily with your email server, eliminating costly long-distance charges. You can receive and print documents sent from any compliant Internet Fax device or e-mail client, allowing more effective use of assets and reducing the number of devices on your network.
- **Network Server Fax** gives you an integrated solution that maximizes your network fax investment. It's as easy as walk-up copying. Maintain central management and control of your fax server while providing versatile walk-up fax input and output options at your WorkCentre, including two-sided scanning and printing, stapling and even secure printing of your fax documents. There is no need for a separate telephone line and there are fewer devices and supplies to maintain. Visit the Xerox Partner web site for a complete listing of Xerox validated network server fax providers.
- **Embedded Fax** is the solution for traditional telephone fax workflows. With WorkCentre Embedded Fax you can fax while printing or copying and eliminate separate fax machines. The dual-line option enables concurrent sending and receiving. Print faxes on special paper, stapled. Use the secure fax feature for faxes that are for your eyes-only.

Print Features

Powerful print features are accessed primarily through the bi-directional print driver – which allows users to easily build their jobs by selecting paper types, finishing options, security settings, and more in-depth features like page-level programming for jobs including covers, tabs/inserts, special colored pages, and more. The print driver supports both PCL and PostScript printing in the same interface, and users can view job status, supplies and system settings, and troubleshooting information as well.

Copy Features

Concurrent processing in the WorkCentre 7655/7665 series means users can scan the next copy job, even while the print engine is busy – keeping lines from forming at the machine during periods of heavy use. The powerful and easy-to-use front panel allows for granular programming of copy jobs, and includes features like sample set, mixed-size originals, and the ability to work around jobs that require media not currently loaded in the system.



Evaluating Multifunction Systems



HOW XEROX WORKCENTRE® 7655/7665 SERIES EXCEEDS THE VERSATILITY REQUIREMENT (cont'd)

Media Support

A wide range of paper sizes and weights are supported. Paper sizes up to 13 by 19 in. (330 x 483 mm) are supported through the bypass tray. Labels and cardstock run effortlessly with great reliability. All trays support media up to 110 lb. index (220 gsm), with up to 170 lb. index (300 gsm) through the bypass tray and auto duplex support up to 176 gsm. Save money by bringing outsourced work in-house with the media and finishing flexibility of the WorkCentre 7655/7665 series.

Upgradeability/Extensibility

Upgrade as your needs change and you need more powerful document distribution capabilities such as network scanning, e-mail or additional faxing or network accounting capabilities. You can also add finishing options to extend the functionality of your MFP system. Xerox is also committed to providing an open product architecture to extend the value of Xerox WorkCentre products with an integrated, value-added solution from one of the many Xerox Partners. These solutions are available for printing, fax, scanning, email, and accounting to provide more value and versatility for your needs.

Concurrency

To keep your users productive and avoid bottlenecks at the MFP, the controller in the WorkCentre 7655/7665 series is equipped for concurrent operation. Many MFPs can only perform one function at a time – so if the device is in the midst of a long print run, a user would not be able to process a scan job or send a fax until the print job is complete. Xerox has preempted this situation by enabling the WorkCentre 7655/7665 to continue to process fax and scan jobs, and also program and queue the next copy jobs, while the print engine is busy with another job.

Evaluating Multifunction Systems

EVALUATE

FINISHING CAPABILITIES

What finishing requirements does your office or department require? Does the finisher have the capacity to meet your demands? Can the finisher staple or hole-punch your multi-page documents in a variety of locations? Can multi-page documents be pre-collated to speed the output? Can you select from multiple finishers to meet your specific requirements?

**ADVANTAGE
XEROX**



HOW XEROX WORKCENTRE® 7655/7665 SERIES EXCEEDS THE FINISHING CAPABILITIES REQUIREMENT

Whether you need unstapled output, 50-sheet multi-positioned stapled output, hole-punched documents, or fully finished saddle-stitched booklets, the WorkCentre 7655/7665 series has finishing options to meet your needs.

- The Advanced Office Finisher boosts output capacity to 3,500-sheets and adds 50-sheet multi-position stapling and hole-punching capabilities with two separate output trays.
- The Professional Finisher with Booklet Maker extends the capabilities to include bi-folded booklets (5-sheet max.), saddlestitching, and center-fold booklets (15-sheet max.) with three output trays.

With these finishing options, you can create training brochures, newsletter, manuals and other professional looking documents on demand in color and black-and-white.

 Convenience Stapler



Finishing Options on WorkCentre 765/7665



Evaluating Multifunction Systems

EVALUATE
SECURITY CAPABILITIES

What type of security requirements does your office require? Does the device have the security features to meet this demand? Can the device access be protected by a password? Does the device remove latent images on disk drives and in memory? Does the MFP vendor participate in third-party testing and certification?

**ADVANTAGE
XEROX**
**HOW XEROX WORKCENTRE® 7655/7665 SERIES EXCEEDS
THE SECURITY CAPABILITIES REQUIREMENT**
Built-in Security

Xerox is committed to the security of its products, and is taking a unique approach to security within the document industry. Xerox believes security should be built in as a core component of the MFP system and its controller.

The WorkCentre 7655/7665 series offers built in security features for physical and network-based access controls, user authentication, usage tracking, file encryption, and file deletion to fully comply with the IT organization's information security policies. This is accomplished through intelligent design architecture, complying with stringent industry security standards and increasing regulations in the government, military, health care (HIPAA), legal (Sarbanes-Oxley), financial (Gramm-Leach-Bliley Act) and pharmaceutical (FDA 21 CFR Part 11) sectors. The security capabilities of the WorkCentre 7655/7665 MFPs can be further extended with solutions from Xerox Business Alliance Partners.

Security features of the WorkCentre 7655/7665 series include:

- **Analog Fax and Network Isolation** - Controller architecture isolates the fax telephone line and the network connection to foil in-coming attacks.
- **Secure Print** - Unlimited Secure Print holds jobs at the device until the owner releases them with the PIN code.
- **Authentication**
 - **System Administrator Authentication** - The WorkCentre 7655/7665 series allows access to administrative Web pages to be restricted to authorized employees. Device Access Password Protection further restricts access to device setup screens and remote network settings.
 - **Network Authentication** - Restricts access to scan, email, and fax features by validating network user names and passwords.
 - **Print/Copy/Fax/Scan Auditron** - Restricts user access to the device, sets limits for users and groups, tracks jobs and provides reports.
- **Secure Data Protocols** - The WorkCentre 7655/7665 series supports HTTPS, enabling CentreWare Internet Services to be set up using industry standard Secure Sockets Layer technology.
- **Secure Scanning and Network Management** - Includes support for SNMPv3.

Common Criteria Certification:

The National Information Assurance Partnership (NIAP) is a U.S. government initiative to meet the security testing of Common Criteria, and is a collaboration between the National Institute of Standards and Technology (NIST) and the National Security Agency (NSA). Common Criteria for IT Security Evaluation is an internationally recognized methodology (ISO 15408) for evaluating the security claims of hardware and software vendors. The five major elements of Common Criteria are availability, integrity, confidentiality, accountability and non-repudiation.

Evaluating Multifunction Systems



HOW XEROX WORKCENTRE® 7655/7665 SERIES EXCEEDS THE SECURITY CAPABILITIES REQUIREMENT (cont'd)

- **Print Channel Encryption** - Delivering secure communication via IPsec.
- **Firewall** - Restricts access via IP Address Filtering, Domain Filtering, and Port Blocking.
- **Optional Disk Image Overwrite** - Electronically erases data that has been processed to the hard disk in print, copy, scan, and fax modes using a 3-pass algorithm specified by the U.S. Dept. of Defense Directive 5200.28-M.
- **Internal Security Audit Log** - Permits tracking of activity at the device, satisfying the needs of organizations that must provide logging of the transfer of Personally Identifiable Information per regulations like HIPAA, Sarbanes Oxley, Gramm-Leach Bliley Act, and more.

Device usage can be closely tracked with Xerox Standard Accounting features, which can provide audit log reports showing print, copy, scan and fax events with time stamps.

The optional Foreign Device Interface Kit controls device offers access and accounting via magnetic card readers, coin devices, and third-party accounting solutions.

Third Party testing/Certification

Xerox has a proven track record of participation and compliance with emerging government security standards and third party testing and certification. The prime example of the Xerox commitment is our participation in National Information Assurance Partnership (NIAP) Common Criteria Certification process – where Xerox submits its products, along with highly structured statements of the product's information security capabilities, for validation by an independent, government-sponsored laboratory for testing and certification. Certification is a costly, rigorous and time-consuming process – the WorkCentre 7655/7665 series are currently under evaluation. Check the Xerox security pages (www.xerox.com/security), or the NIAP website (NIAP.nist.gov), for more up-to-date information. Xerox currently has more MFP products certified than any vendor in the industry.

Xerox Security Features

Disk Image Overwrite

This optional feature electronically erases data that has been processed to the hard disk in print, copy, scan, Internet and server fax modes. This feature uses a 3-Pass algorithm specified in the US Department of Defense Directive 5200.28-M.

Analog Fax and Network Isolation

Controller architecture isolates the fax telephone line and the network connection to foil any attack.

Secure Print

Unlimited Secure Print holds jobs at the device until the owner releases them with the PIN code.

System Administrator Authentication


The WorkCentre 7655/7665 support IP Filtering, limited access by IP address or a range of IP restrictions on Web pages. This allows access to administrative Web pages to be restricted to authorized IP addresses. Device Access Password Protection further restricts access to device setup screens and remote network settings.

Network Authentication

Restricts access to scan, e-mail and fax features by validating network user names and passwords.

Secure Data Protocols

The WorkCentre 7655/7665 support HTTPS and IPsec.



Evaluating Multifunction Systems

EVALUATE

COST CONTROL

One of the most important things to consider when evaluating a device with color capabilities is to understand how you can track and control color usage. Does the device charge a premium for black-and-white printing? Can the device automatically check for black-and-white and color pages?

ADVANTAGE XEROX

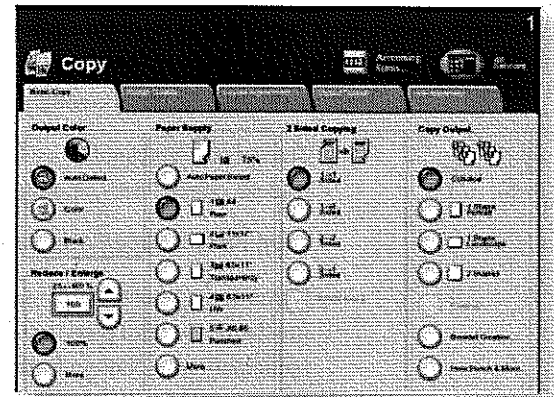
HOW XEROX WORKCENTRE® 7655/7665 SERIES EXCEEDS THE COST CONTROL REQUIREMENT

All WorkCentre 7655/7665 series devices separate color and black-and-white page counts to allow for separate billing of these pages.

Color Access Cost Control

Two features have been specifically developed to ensure color and black-and-white copies and prints are accurately accounted for, and that access to walk-up color copying features can be managed.

- **Automatic Color Copy** – the device detects black-and-white and color pages separately in the original source document and prints and charges for them at their different rates. In addition, you can select “Black-and-White Only” to copy color documents in black-and-white. These output settings can be assigned as the copy default for the device to limited color usage and manage costs.
- **Automatic Color Print** – the device detects black-and-white pages within a print job even with the output selection set to Color. The black-and-white printed pages are then printed and charged at the black-and-white rate.



The Copy Auditor feature can both track and control usage. You can configure the Auditor to limit the number of color pages, black-and-white pages, or both that a particular user or group may use. For example, you can limit certain users to black-and-white only.

Further adding to the management capabilities of the WorkCentre 7655/7665, Xerox Standard Accounting provides job-based accounting features for greater cost control of printing, copying, faxing and scanning.

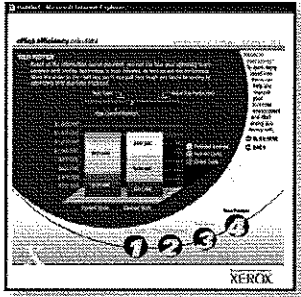
Evaluating Multifunction Systems



HOW XEROX WORKCENTRE® 7655/7665 SERIES EXCEEDS THE COST CONTROL REQUIREMENT (cont'd)

Assessment Options

Xerox can help you decrease your overall document costs by optimizing and right-sizing your technology deployment. Three levels of assessment tools and services are available to help you deploy the right mix of equipment to best serve the needs of your environment:



LEVEL 1: Xerox Office Efficiency Calculator

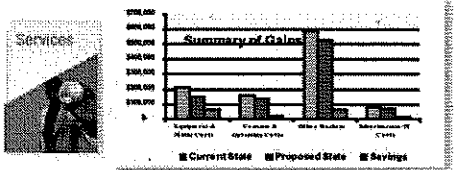
A five minute, Web-based “instant analysis” offers suggestions on your technology needs using information you enter on your environment and key, known industry metrics.

XOPA Metrics

	Current State	Proposed State	Current State (Actual Production)	Benchmark
Employees per device	1.52	1.68	1.50	1.25
Device utilization	0.58%	0.61%	1.10%	0.75%
Direct cost per page	\$0.001	\$0.001	\$0.001	\$0.001
Pages per employee per month	1,870	1,920	1,800	2,000
Monthly costs per employee	\$1,500	\$1,100	\$1,500	\$1,000
Annual costs per employee	\$18,000	\$13,200	\$18,000	\$12,000
Proposed cost savings	\$4,800	\$4,800	\$4,800	\$4,800
Proposed cost savings per employee	\$4,000	\$4,000	\$4,000	\$4,000
Proposed cost savings per employee per month	\$3,333	\$3,333	\$3,333	\$3,333
Proposed cost savings per employee per page	\$0.001	\$0.001	\$0.001	\$0.001

LEVEL 2: Xerox Office Productivity Advisor (XOPA)

More in-depth Web-based tool assesses your specific document environment. XOPA results suggest better ways to manage page volume between printing, copying and faxing – delivering end user satisfaction and cost efficiency. XOPA is a free service performed by your local Xerox sales representative.



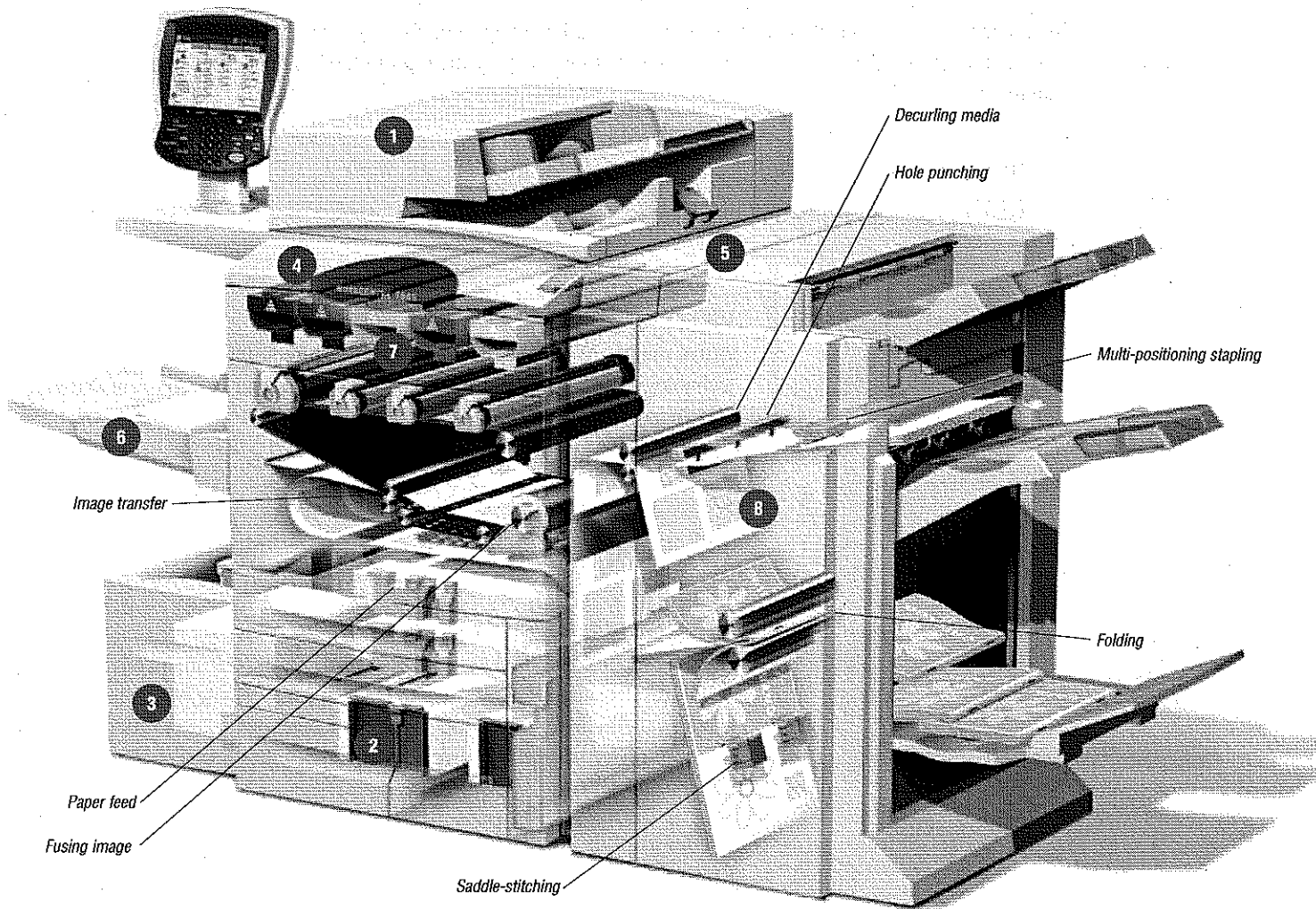
LEVEL 3: Xerox Office Document Assessment (ODA)

An analytical model that measures and analyzes your current document production infrastructure, the ODA provides in-depth improvement plans for significant cost savings and increased efficiency. The ODA is a six-sigma fee-based tool and consultative service oriented more at enterprise level organizations.

SECTION 3

Configurations, Competitive Information, Service & Support

Feature review



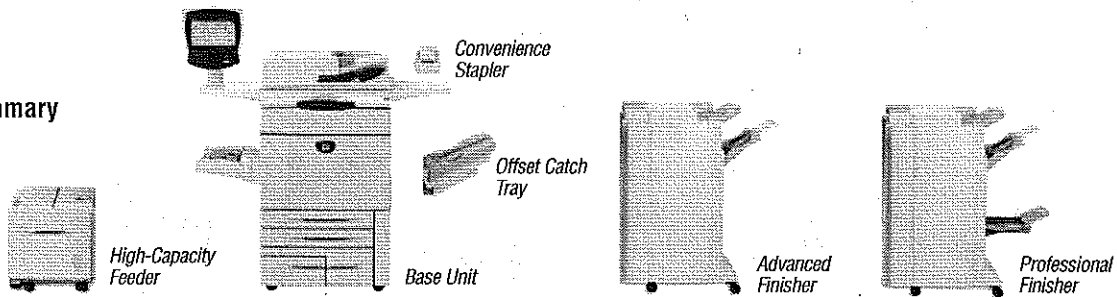
- 1** 250-sheet Duplex Automatic Document Feeder (DADF) simplifies the copying and scanning of large jobs.
- 2** 5 standard trays have a total paper capacity of 3,260! Plus, every tray can handle custom media. You can devote an entire tray to the speciality media you use most.
- 3** Optional high-capacity feeder for those long job runs. Just load and go.
- 4** Increased toner capacity. Two black toner SMart Kit™ replaceable units keep replenishment interventions to a minimum and productivity to a maximum.
- 5** Optional finishers (Professional Finisher shown) add the final touches to professional documents.

- 6** A short, straight paper path prevents jams while providing heavier media feeding capability and increased reliability. Center registered feeding results in accurate registration and less paper skew.
- 7** Trickle charge development system – unique to Xerox – maintains print consistency all day long. You never have to do a quality check at the eleventh hour.
- 8** New 2400 dpi resolution delivers excellent image clarity in both prints and copies. Plus, to maintain consistently brilliant image quality, the device employs the new Charge Corotron Cleaning Assembly.

SECTION 3

Configurations, Competitive Information, Service & Support

Configuration summary



Configurations	WorkCentre® 7655	WorkCentre® 7665
Speed (Color / Black-and-white)	Up to 55 ppm black-and-white / 40 ppm color	Up to 65 ppm black-and-white / 50 ppm color
Duty Cycle	Up to 200,000 pages / month	Up to 300,000 pages / month
Device Memory	512 MB	
Paper Handling	Paper Input Standard Trays 1 – 2: 500 sheets each; Size: Custom sizes up to 11 x 17 in. / A3; Tray 3: 870 sheets; Size: 8.5 x 11 in. / A4; Tray 4: 1,140 sheets; Size: 8.5 x 11 in. / A4; Bypass Tray (Tray 5): 250 sheets; Size: Custom sizes up to 13 x 19 in. / SRA3; Total 3,260 sheets Optional High Capacity Feeder: 2,000 sheets; Size: 8.5 x 11 in. / A4	
Finishing Options	Offset Catch Tray (OCT); Advanced Finisher: 500-sheet top tray, 3,000-sheet stacker tray, 2/4- or 2/3-hole punching and multi-position stapling; Professional Finisher with Booklet Maker: 500-sheet top tray, 1,500-sheet stacker tray, 2/4- or 2/3-hole punching, multi-position stapling, saddle-stitch booklet maker, v-folding; Convenience Stapler	
Security	Fax Security, Secure Print, Audit Log, Secure Workflows, SNMP v3, IP Filtering, Optional: Image Security Overwrite	
Accounting	Internal Auditor, Xerox Standard Accounting (Copy, Print, Scan, Fax, Email), Additional Job-Based Accounting Options available	
Copy	As fast as 5.5 seconds black-and-white / 8.9 seconds color	
First-Page-Out Time	As fast as 5.5 seconds black-and-white / 8.9 seconds color	
Output Resolution	2400 x 2400 dpi	
Hard Drive	40 GB (minimum)	
Copy Features	Basic Copy Features: Automatic two-sided, auto reduction and enlargement (25% – 400%), auto paper select, auto tray switching, mixed-sized originals, booklet creation, image quality enhancements, build job, book copying / two-sided book copying, Output Features: auto color selection, transparencies, booklet creation, multi-up, invert image, covers, inserts and tab copying, sample set and job storage, heavy-weight paper, hole punch, stapling	
Print	1.8 GHz Athlon™ / PCL XL/5c, PCL 6 emulation, PostScript® 3™ language support, PDF v1.5	
Processor / PDL Support	1.8 GHz Athlon™ / PCL XL/5c, PCL 6 emulation, PostScript® 3™ language support, PDF v1.5	
Connectivity	10/100 BaseT Ethernet	
Output Resolution	2400 x 2400 dpi	
Hard Drive	80 GB (minimum)	
Print Features	Delay-, sample- and secure-print; simultaneous rip, receive, program-ahead, queue-process and transmit; bi-directional print drivers; page-level programming; tab printing; embedded web server for remote control/monitor/setup; job monitoring at device and at desktop	
Fax	Walk-Up Fax (one-line and two-line options), Internet Fax, Network Server Fax	
Fax Options	Walk-Up Fax (one-line and two-line options), Internet Fax, Network Server Fax	
Scan	80 ppm black-and-white / 50 ppm color	
Scan Speed (with DADF)	80 ppm black-and-white / 50 ppm color	
Scan Options	Network Scanning, Scan to Email, Scan to PC Desktop	
Other Options	Foreign Device Interface, Xerox Copier Assistant, USB 2.0	