




**REPORT TO CITY COUNCIL**

**DATE:** JUNE 28, 2017

**TO:** HONORABLE MAYOR AND MEMBERS OF THE CITY COUNCIL

**FROM:** GREG RAMIREZ, CITY MANAGER 

**BY:** NATHAN HAMBURGER, ASSISTANT CITY MANAGER  
CHRISTY PINUELAS, DIRECTOR OF FINANCE   
CELESTE BIRD, ADMINISTRATIVE ANALYST 

**SUBJECT:** DISCUSSION TO CONSIDER THE ADOPTION OF RESOLUTION NO. 17-1849; ESTABLISHING FISCAL YEAR 2017-18 APPROPRIATIONS LIMITATIONS, AND RESOLUTION NO. 17-1850; ADOPTING THE ANNUAL BUDGET FOR FISCAL YEAR 2017-18, INCLUDING FISCAL YEAR 2017-18 APPROPRIATIONS AND APPROVING THE ANNUAL BUDGET FOR FISCAL YEAR 2017-18 AND AUTHORIZING AMENDMENTS TO THE FISCAL YEAR 2016-17 BUDGET ADOPT RESOLUTION NO. 17-1851; AMENDING THE COMPENSATION PLAN BY SETTING THE SALARY RANGES FOR CITY FULL-TIME AND PART-TIME EMPLOYEES TO INCLUDE CLASSIFICATION AND COMPENSATION SURVEY ADJUSTMENTS, A 1.5% COST OF LIVING ADJUSTMENT RATE INCREASE, INCREASE THE EMPLOYER CONTRIBUTION TO HEALTHCARE PREMIUMS FOR FULL-TIME EMPLOYEES; ADOPT RESOLUTION NO. 17-1852 INCREASING THE EMPLOYER CONTRIBUTION TO HEALTHCARE FOR COUNCILMEMBERS, AND ADOPT RESOLUTION NO. 17-1853, APPROVING AMENDMENT NO. 12 TO THE CITY MANAGER'S EMPLOYMENT AGREEMENT

---

Article 13-b of the California State Constitution, known as Proposition 4, the Gann Initiative, was passed by the citizens of California on November 6, 1979. Proposition 4 placed limitations on the amount of annual appropriations "from the proceeds of taxes" for state and local governments. The legislation also provided a method to calculate the annual appropriation limit, using a growth factor comprised of the Consumer Price Index (CPI) for California per capital income and the percentage change in population. The City of Agoura Hills appropriation limit for the General Fund from the "proceeds of taxes" for fiscal year 2017-18 is for \$17,043,192.

The City is implementing a two-year budget plan. This year, staff will recommend the adoption and appropriation of the 2017-18 annual budget. Furthermore, staff recommends the approval of the 2018-19 annual budget. The General Fund operational budget is balanced in each fiscal year. In 2017-18 revenues are projected to be \$15.6

million, and in 2018-19 revenues are projected to increase to \$16.1 million. In 2017-18 proposed expenditures are recommended at \$14.6 million, and operating transfers of \$984,525 (\$15.6 million total). In 2018-19 expenditures increase to \$14.9 million, and operating transfers remain at \$984,525 for a total of \$15.9 million.

Public safety continues to be a high priority, at 29% of the General Fund budget, to fund various safety programs. These include patrol and traffic personnel, a juvenile intervention team, school crossing guards, youth drug awareness education programs, and animal control services. The Fiscal Year 2017-18 Budget includes funding for several capital improvement projects, including the completion of the Agoura Road Widening Project, and the design of the Kanan/Agoura Intersection. Additionally, the Roadside Bridge widening is planned, along with the annual street overlay program, sidewalk repairs, and other traffic improvement projects.

On June 14, 2017, the City Council held a budget workshop, extensively covering all budget matters, and direction by the City Council has been incorporated into the final budget.

For the Fiscal Year 2016-17 Budget, staff was given direction to add a Retirement Rate Stabilization Fund, and to transfer \$145,000 to the fund. In addition to the employee cost-sharing plan, this money will be used to reduce the impact of increasing retirement costs on the General Fund. Additionally, Council gave direction to transfer an additional \$100,000 to the Facilities Fund, and \$350,000 to the Storm-Water Fund. The Facilities Fund money is to be used for set-aside in the event of an emergency, while the Storm Water Fund is to be used for capital costs associated with storm water management mandates. These transfers are all coming from the General Fund, and are noted on the attachment showing the Sources and Uses for the Amended Budget 2016-17.

The City follows the practice of meeting and consulting with City employees on matters such as working conditions, classifications, and compensation, including salaries and benefits. Providing benefits consistent with other employers in the area and the professional field is a means to retain a high level of quality employees. As a result of the 2016-2018 consultation sessions with the City employees, the City agreed to a two-year compensation package. This report implements the second year of that compensation package which includes a 1.5% Cost of Living Adjustment (COLA) rate based on the annual average of the Consumer Price Index (CPI) as listed by the U.S. Department of Labor Statistics, Urban Wage Earners & Clerical Workers for Los Angeles, Riverside, and Orange counties for year ending 2016, which will be effective the pay period of June 23, 2017, and an increase to the employer contribution towards healthcare premiums to provide for the increased costs in 2017.

In 2016, Council approved a total classification and compensation survey to be conducted by Public Sector Personnel Consultants. The resulting salary adjustments will be reflected in both full-time and part-time salaries, effective the pay period of June 23, 2017, for full-time staff and July 1, 2017, for part-time staff.

It is proposed that the Flexible Benefits Plan offered by the City to its employees be amended to include the new healthcare rates as provided by CALPERS; an employer contribution amount up to the 2018 Blue Shield Access+ family rate (effective January 1, 2018, through December 31, 2018), which includes the 2018 minimum contribution required under Public Employees' Medical and Hospital Care Act (PEMHCA), plus the Vision Service Provider (VSP) family rate effective July 1, 2017. The agreement was contingent on the ability to achieve a balanced budget. Staff has budgeted for the proposed changes and is presenting a balanced Fiscal Year 2017-2018 budget for approval.

Consistent with past practice, the City Councilmembers are offered the ability to participate in the healthcare plans offered by the City. It is proposed that the same amendments to the Flexible Benefits Plan stated above, be offered to the Councilmembers through the adoption of Resolution No. 17-1852.

Pursuant to the employment agreement between the City and City Manager, the City Council has recommended that the agreement be amended to increase the City Manager's pay, which would establish Mr. Ramirez' existing base monthly salary to \$19,250. Staff has prepared an amendment to the City Manager's employment agreement for the City Council's consideration. This amendment, if adopted, would be effective the pay period beginning June 23, 2017.

The above recommendations are incorporated within the 2017-18 and 2018-19 Budgets. Staff recommends that the Council appropriate the Fiscal Year 2017-18 Budget for the City of Agoura Hills of \$20.7 million which includes approximately \$18.3 million in day-to-day operational/service costs, with an additional \$2.4 million in capital improvement projects. The Capital Improvement Projects include \$2.0 million to be spent on Measure R transportation related projects.

For the budget year 2017-18 the General Fund projected ending fund balance is \$9.9 million, or 63.4% of operating expenditures and transfers. For the budget year 2018-19 the General Fund projected ending fund balance is \$10.1 million, or 63.3% of operating expenditures and transfers.

## **RECOMMENDATION**

Staff respectfully recommends the City Council adopt:

- Resolution No. 17-1849; Establishing Fiscal Year 2017-18 Appropriations Limitations;
- Resolution No. 17-1850; Adopting the Annual Budget for Fiscal Year 2017-18, including Fiscal Year 2017-18 appropriations and approving the annual budget for fiscal year 2018-19 and authorizing amendments to the Fiscal Year 2016-17 Budget;
- Resolution No. 17-1851, amending the compensation plan by setting salary ranges for City full-time and part-time employees to include classification and

compensation survey adjustments, a 1.5% COLA rate increase, increase the employer contribution to health care premiums for full-time employees;

- Resolution No. 17-1852 to increase the employer contribution to healthcare premiums for City Councilmembers; and
- Resolution No. 17-1853, approving Amendment No. 12 to City Manager Greg Ramirez' employment agreement.

Attachments: Sources and Uses

City Council Resolution No. 17-1849

City Council Resolution No. 17-1850

City Council Resolution No. 17-1851

City Council Resolution No. 17-1852

City Council Resolution No. 17-1853

**RESOLUTION NO. 17-1849**

**A RESOLUTION OF THE CITY COUNCIL OF THE CITY OF  
AGOURA HILLS, CALIFORNIA, ESTABLISHING FISCAL  
YEAR 2017-18 APPROPRIATIONS LIMITATIONS**

**WHEREAS**, Article 13-b of the California Constitution refers to a government entity's requirement for the establishment of an appropriations limit; and

**WHEREAS**, Senate Bill 1352, Chapter 1205, 1980, statute adds Revenue and Taxation Code, Section 7910, which requires each local government to establish its appropriation limits by resolution each year at a regularly scheduled meeting.

**NOW, THEREFORE, BE IT RESOLVED**, that the City of Agoura Hills' appropriation limitation for Fiscal Year 2017-18 shall be \$17,043,192.

**BE IT FURTHER RESOLVED**, that any challenge to the appropriations limits, as per the above mentioned government codes, must be brought to the City of Agoura Hills' attention within sixty (60) days of the effective date of this resolution.

**PASSED, APPROVED, AND ADOPTED**, this 28th day of June, 2017, by the following vote to wit;

AYES: ( )  
NOES: ( )  
ABSENT: ( )  
ABSTAIN: ( )

---

Denis Weber, Mayor

ATTEST:

---

Kimberly M. Rodrigues, City Clerk

**CITY OF AGOURA HILLS  
GANN APPROPRIATION LIMIT  
FY 2017-18**

Appropriation Limitation Calculation				Schedule 1	Appropriation Subject to Limit				Schedule 2
% Change in		Population per DOF	Growth Factor	Appropriation Limit by Fiscal Year	Source	Estimated Revenues	Proceeds of Tax	Non Proceeds of Tax	
Personal Income	in								
<b>1981-82 Base Year Approp Subject to Limit:</b>				\$2,200,000	<b>Unrestricted:</b>				
<b>Allowed Growth Rate:</b>									
1992-93	0.9936	1.0133	1.0068149	5,920,556	Taxes	\$12,943,305	\$12,077,305	\$866,000	
1993-94	1.0272	1.0080	1.0354176	6,130,248	License and Permits	583,000		583,000	
1994-95	1.0071	1.0028	1.0099199	6,191,060	Charges for Services	1,241,230		1,241,230	
1995-96	1.0472	0.9969	1.0439537	6,463,180	Fines and Forfeitures	64,000		64,000	
1996-97	1.0467	1.0034	1.0502588	6,788,011	Interest Earnings	25,750	21,630	4,120	
1997-98	1.0467	1.0104	1.0575857	7,178,904	Miscellaneous	788,000		788,000	
1998-99	1.0415	1.0120	1.0539980	7,566,550		<b>15,645,285</b>	<b>12,098,935</b>	<b>3,546,350</b>	
1999-00	1.0453	1.0158	1.0618157	8,034,282	<b>Total Unrestricted</b>				
2000-01	1.0491	1.0148	1.0646267	8,553,511	<b>Restricted:</b>				
2001-02	1.0782	1.0137	1.0929713	9,348,742	Taxes	36,000	36,000	0	
2002-03	0.9873	1.0400	1.0267920	9,599,213	License and Permits	13,000		13,000	
2003-04	1.0231	1.0157	1.0391627	9,975,145	Intergovernmental	4,225,828		4,225,828	
2004-05	1.0328	1.0102	1.0433346	10,407,413	Charges for Services	1,799,952		1,799,952	
2005-06	1.0526	1.0540	1.1094404	11,546,405	Fines and Forfeitures	70,000		70,000	
2006-07	1.0396	1.0017	1.0413673	12,024,049	Interest Earnings	19,700		19,700	
2007-08	1.0442	1.0034	1.0477503	12,598,200	Miscellaneous	68,000		68,000	
* 2008-09	1.0429	1.0056	1.0487402	13,212,239		<b>6,232,480</b>	<b>36,000</b>	<b>6,196,480</b>	
* 2009-10	1.0062	1.0058	1.0120360	13,371,262	<b>Total Restricted</b>	<b>\$21,877,765</b>	<b>\$12,134,935</b>	<b>\$9,742,830</b>	
* 2010-11	0.9746	1.0059	0.9803501	13,108,518	<b>Total Source of Funds</b>				
* 2011-12	1.0251	1.0025	1.0276628	13,471,136					
* 2012-13	1.0377	1.0021	1.0398792	14,008,354					
2013-14	1.0512	1.0045	1.0559304	14,791,847					
2014-15	0.9977	1.0047	1.0023892	14,827,188					
2015-16	1.0382	1.0064	1.0448445	15,492,106					
2016-17	1.0537	1.0068	1.0608652	16,435,036					
2017-18	1.0369	1.0001	1.0370037	17,043,192					
<b>2017-18 Appropriation Limit</b>				<b>\$17,043,192</b>					
<b>Less Appropriations subject to limit (Sched 2)</b>				<b>12,134,935</b>					
<b>2017-18 Appropriations Under Allowed Limit</b>				<b>\$4,908,257</b>					

\* Revised

**RESOLUTION NO. 17-1850**

**A RESOLUTION OF THE CITY COUNCIL OF THE CITY OF AGOURA HILLS, CALIFORNIA, ADOPTING THE ANNUAL BUDGET FOR FISCAL YEARS 2017-18 AND 2018-19, INCLUDING FISCAL YEAR 2017-18 APPROPRIATIONS AND AUTHORIZING AMENDMENTS TO THE FISCAL YEAR 2016-17 ANNUAL BUDGET**

**WHEREAS**, the City Council has reviewed the City Manager's preliminary budget for Fiscal Years 2017-18 and 2018-19 and the amended budget for Fiscal Year 2016-17; and

**WHEREAS**, a budget workshop concerning the Fiscal Years 2017-18 and 2018-19 proposed budget was held Wednesday, June 14, 2017.

**NOW, THEREFORE, BE IT RESOLVED**, by the City Council of the City of Agoura Hills, as follows:

1. That the Fiscal Years 2017-18 and 2018-19 Budget be adopted, pursuant to Chapter 6, Section 2603 (Ordinance No. 22) of the City of Agoura Hills Municipal Code, and that the proposed amendments to the Fiscal Year 2016-17 Budget be approved.
2. That the amounts shown on Exhibit "A" for the Fiscal Year 2017-18 Budget are hereby appropriated.
3. Any unused appropriations from the Fiscal Year 2016-17 Adopted Budget at the end of Fiscal Year 2016-17 may be re-appropriated by the City Manager for continued use in Fiscal Year 2017-18.

**PASSED, APPROVED, AND ADOPTED**, this 28th day of June 2017, by the following vote to wit;

AYES: ( )  
NOES: ( )  
ABSENT: ( )  
ABSTAIN: ( )

---

Denis Weber, Mayor

ATTEST:

---

Kimberly M. Rodrigues, City Clerk

**City of Agoura Hills  
Sources and Uses  
Amended Budget 2016-17**

Fund	----- Estimate 2016/17-----				Fund Balance 6/30/2017
	Fund Balance 6/30/2016	Revenues	Expenditures	Transfers (Out)/In	
<u>City of Agoura Hills</u>					
10 General Fund	9,777,357	16,110,716	14,213,817	(1,896,432)	9,777,824
20 Gas Tax	43,709	414,829	428,300		30,238
30 Retirement Rate Stabilization	-			145,000	145,000
40 Traffic Safety	2,612	70,200	70,000		2,812
60 Proposition A	600,546	537,400	469,453		668,493
61 Proposition C	375,109	321,643	592,965		103,787
63 Measure R	4,526	240,840	210,000		35,366
70 SCAQMD	26,626	27,000	1,200		52,426
110 Traffic Improvement	772,669	1,608,996			2,381,665
111 Utility Undergrounding	49,762	500			50,262
240 Suppl. Law Enfcmnt	13,720	100,700	100,000		14,420
250 CDBG	-	199,458	199,392		66
260 Misc. Grants	(1,364,819)	1,500,672	323,561		(187,708)
520 Waste Management	126,686	115,250	98,500		143,436
420 Inc. Housing In-Lieu	2,769,046	8,000			2,777,046
300 Public Fin Auth Debt Service	7,461		668,515	675,000	13,946
305 Improvement Authority Debt Sei	244,534		245,024	247,100	246,610
620 Successor Housing	332,409		24,535	79,332	387,206
11 Capital Projects Fund	-			250,000	250,000
12 Facilities Fund	50,000			150,000	200,000
15 Rec Center Capital Projects	(382,940)	500,000	105,125		11,935
16 Stormwater Capital Projects	549,773	36,000	415,000	350,000	520,773
18 Measure R Capital Projects	(4,226,377)	6,419,863	5,298,363		(3,104,877)
Total City of Agoura Hills	9,772,407	28,212,067	23,463,750	-	14,520,724



**City of Agoura Hills  
Sources and Uses  
Adopted Budget 2017-18**

Fund	----- Estimate 2017/18-----				Fund Balance 6/30/2018
	Fund Balance 6/30/2017	Revenues	Expenditures	Transfers (Out)/In	
<u>City of Agoura Hills</u>					
10 General Fund	9,777,824	15,645,285	14,572,418	(984,525)	9,866,166
20 Gas Tax	30,238	477,002	440,300		66,940
22 RRAA		122,318	118,000		4,318
30 Retirement Rate Stablization	145,000				145,000
40 Traffic Safety	2,812	70,200	70,000		3,012
60 Proposition A	668,493	530,734	581,588		617,639
61 Proposition C	103,787	331,300	425,990		9,097
63 Measure R	35,366	236,693	228,435		43,624
64 Measure M		221,250	205,500		15,750
70 SCAQMD	52,426	27,000	36,200		43,226
110 Traffic Improvement	2,381,665	1,743,952	50,000		4,075,617
111 Utility Undergrounding	50,262	500			50,762
240 Suppl. Law Encfmt	14,420	100,700	100,000		15,120
250 CDBG	66	64,392	64,358		100
260 Misc. Grants	(187,708)	490,672	424,750		(121,786)
520 Waste Management	143,436	118,500	98,500		163,436
420 Inc. Housing In-Lieu	2,777,046	8,000			2,785,046
300 Public Fin Auth Debt Service	13,946		670,031	670,000	13,915
305 Improvement Authority Debt Ser	246,610		234,512	243,025	255,123
620 Successor Housing	387,206		25,909	71,500	432,797
11 Capital Projects Fund	250,000		250,000		-
12 Facilities Fund	200,000				200,000
15 Rec Center Capital Projects	11,935				11,935
16 Stormwater Capital Projects	520,773		75,000		445,773
18 Measure R Capital Projects	(3,104,877)	1,689,267	2,038,161		(3,453,771)
Total City of Agoura Hills	14,520,724	21,877,765	20,709,652	-	15,688,837

**City of Agoura Hills  
Sources and Uses  
Estimate 2018-19**

Fund	----- Estimate 2018/19-----				Fund Balance 6/30/2019
	Fund Balance 6/30/2018	Revenues	Expenditures	Transfers (Out)/In	
<u>City of Agoura Hills</u>					
10 General Fund	9,866,166	16,068,476	14,899,934	(984,525)	10,050,183
20 Gas Tax	66,940	485,495	490,300		62,135
22 RRAA	4,318	364,265	350,000		18,583
30 Retirement Rate Stabilization	145,000				145,000
40 Traffic Safety	3,012	70,200	70,000		3,212
60 Proposition A	617,639	520,235	494,977		642,897
61 Proposition C	9,097	320,500	85,327		244,270
63 Measure R	43,624	236,693	229,219		51,098
64 Measure M	15,750	290,000	244,032		61,718
70 SCAQMD	43,226	27,000	1,200		69,026
110 Traffic Improvement	4,075,617	4,000	300,000		3,779,617
111 Utility Undergrounding	50,762	500			51,262
240 Suppl. Law Encmt	15,120	100,700	100,000		15,820
250 CDBG	100	64,392	64,358		134
260 Misc. Grants	(121,786)	1,625,672	1,625,750		(121,864)
520 Waste Management	163,436	104,500	99,200		168,736
420 Inc. Housing In-Lieu	2,785,046	8,000			2,793,046
300 Public Fin Auth Debt Service	13,915		670,031	670,000	13,884
305 Improvement Authority Debt Ser	255,123		234,512	243,025	263,636
620 Successor Housing	432,797		26,960	71,500	477,337
11 Capital Projects Fund	-				-
12 Facilities Fund	200,000				200,000
15 Rec Center Capital Projects	11,935				11,935
16 Stormwater Capital Projects	445,773		75,000		370,773
18 Measure R Capital Projects	(3,453,771)	2,000,000	479,449		(1,933,220)
19 Measure M Capital Projects	-	10,000,000	14,545,192		(4,545,192)
<b>Total City of Agoura Hills</b>	<b>15,688,837</b>	<b>32,290,628</b>	<b>35,085,441</b>	<b>-</b>	<b>12,894,024</b>

**RESOLUTION NO. 17-1851**

**A RESOLUTION OF THE CITY COUNCIL OF THE CITY OF AGOURA HILLS, CALIFORNIA, AMENDING THE COMPENSATION PLAN BY SETTING SALARY RANGES FOR CITY FULL-TIME AND PART-TIME EMPLOYEES TO INCLUDE CLASSIFICATION AND COMPENSATION SURVEY ADJUSTMENTS, A 1.5% COLA RATE AND INCREASE THE EMPLOYER CONTRIBUTION TO HEALTHCARE PREMIUMS FOR FULL-TIME EMPLOYEES**

**THE CITY COUNCIL OF THE CITY OF AGOURA HILLS HEREBY FINDS, RESOLVES, AND ORDERS AS FOLLOWS:**

**SECTION 1.** The classifications and salary ranges as shown on Exhibit "A," attached hereto and incorporated herein as though set forth in full, are hereby authorized in City service effective the pay period beginning June 23, 2017.

**SECTION 2.** The City will increase the employer contribution amount up to the 2018 Blue Shield Access+ family rate, which will include the 2018 minimum contribution required under the Public Employees' Medical and Hospital Care Act (PEMHCA), effective January 1, 2018, plus the Vision Service Provider (VSP) rate, effective July 1, 2017.

**PASSED, APPROVED, AND ADOPTED** this 28<sup>TH</sup> day of June, 2017, by the following vote to wit:

AYES: (0)  
NOES: (0)  
ABSENT: (0)  
ABSTAIN: (0)

---

Denis Weber, Mayor

ATTEST:

---

Kimberly Rodrigues, City Clerk

**EXHIBIT "A"**

**SALARIES AND POSITIONS 2017-2018**

**EXHIBIT A**

**FULL-TIME POSITIONS AND SALARIES**

**EFFECTIVE 6/23/2017**

POSITIONS	RANGE	ANNUAL		MONTHLY		HOURLY	
		LOW	HIGH	LOW	HIGH	LOW	HIGH
<b>EXEMPT</b>							
ACCOUNTANT	50	71,312	86,886	5,943	7,241	34.2846	41.7721
ADMINISTRATIVE ANALYST	51	73,095	89,059	6,091	7,422	35.1418	42.8168
ASSISTANT CITY MANAGER	82	157,154	191,477	13,096	15,956	75.5548	92.0563
ASSISTANT DIRECTOR OF COMM SERVICE	68	111,222	135,513	9,269	11,293	53.4721	65.1505
ASSISTANT PLANNING DIRECTOR	68	111,222	135,513	9,269	11,293	53.4721	65.1505
ASSISTANT TO THE CITY MANAGER	60	91,285	111,222	7,607	9,269	43.8870	53.4721
ASSOCIATE CIVIL ENGINEER	59	89,059	108,509	7,422	9,042	42.8168	52.1678
BUILDING OFFICIAL	70	116,853	142,374	9,738	11,865	56.1793	68.4490
CITY CLERK	64	100,762	122,768	8,397	10,231	48.4433	59.0231
CITY ENGINEER	71	119,774	145,933	9,981	12,161	57.5837	70.1601
CITY MANAGER		231,000		19,250		111.0577	
DEPUTY CITY MANAGER	73	125,837	153,321	10,486	12,777	60.4986	73.7120
DIRECTOR COMMUNITY SERVICES	75	132,208	161,083	11,017	13,424	63.5615	77.4438
DIRECTOR OF FINANCE	74	128,983	157,154	10,749	13,096	62.0111	75.5548
DIRECTOR OF PUBLIC WORKS/CITY ENGIN	75	132,208	161,083	11,017	13,424	63.5615	77.4438
EXECUTIVE ASSISTANT	46	64,605	78,715	5,384	6,560	31.0601	37.8438
FINANCE MANAGER	61	93,567	114,002	7,797	9,500	44.9841	54.8087
PLANNING DIRECTOR	72	122,768	149,581	10,231	12,465	59.0231	71.9139
PRINCIPAL PLANNER	62	95,906	116,853	7,992	9,738	46.1087	56.1793
PUBLIC WORKS PROJECT MANAGER	59	89,059	108,509	7,422	9,042	42.8168	52.1678
RECREATION MANAGER	59	89,059	108,509	7,422	9,042	42.8168	52.1678
<b>HOURLY</b>							
ACCOUNTING SPECIALIST II	46	64,605	78,715	5,384	6,560	31.0601	37.8438
ADMINISTRATIVE AIDE	38	53,024	64,605	4,419	5,384	25.4923	31.0601
ADMINISTRATIVE ASSISTANT I	37	51,731	63,029	4,311	5,252	24.8707	30.3024
ADMINISTRATIVE ASSISTANT II	41	57,101	69,572	4,758	5,798	27.4524	33.4481
ASSISTANT ENGINEER	53	76,795	93,567	6,400	7,797	36.9207	44.9841
ASSISTANT PLANNER	51	73,095	89,059	6,091	7,422	35.1418	42.8168
ASSOCIATE PLANNER	55	80,863	98,304	6,739	8,192	38.8764	47.2615
BUILDING PERMIT TECHNICIAN	38	53,024	64,605	4,419	5,384	25.4923	31.0601
CODE COMPLIANCE OFFICER	46	64,605	78,715	5,384	6,560	31.0601	37.8438
COMM SERV COORDINATOR	46	64,605	78,715	5,384	6,560	31.0601	37.8438
CULTURAL EVENT COORDINATOR	46	64,605	78,715	5,384	6,560	31.0601	37.8438
ENGINEERING AIDE I	38	53,024	64,605	4,419	5,384	25.4923	31.0601
ENGINEERING AIDE II	46	64,605	78,715	5,384	6,560	31.0601	37.8438
PLANNING TECHNICIAN	38	53,024	64,605	4,419	5,384	25.4923	31.0601
RECREATION SUPERVISOR	50	71,312	86,886	5,943	7,241	34.2846	41.7721
SENIOR BUILDING INSPECTOR	47	66,220	80,683	5,518	6,724	31.8365	38.7899
SENIOR CIVIL ENGINEER	64	100,762	122,768	8,397	10,231	48.4433	59.0231
SENIOR PLANNER	58	86,886	105,863	7,241	8,822	41.7721	50.8957

**PART-TIME POSITIONS AND SALARIES**

**EFFECTIVE 7/1/2017**

ADMINISTRATIVE INTERN	10	26,166	31,881	2,181	2,657	12.5798	15.3274
ADMINISTRATIVE INTERN II	17	31,103	37,896	2,592	3,158	14.7231	18.2192
INSTRUCTOR	3	22,013	26,820	1,834	2,235	10.5832	12.8942
OFFICE ASSISTANT	15	29,605	36,070	2,467	3,006	14.2332	17.3413
RECREATION LEADER I	3	22,013	26,820	1,834	2,235	10.5832	12.8942
RECREATION LEADER II	13	28,178	34,332	2,348	2,861	13.5471	16.5058
RECREATION SPECIALIST	20	33,495	40,810	2,791	3,401	16.1034	19.6202
SENIOR PROGRAM INSTRUCTOR	18	31,881	38,884	2,657	3,240	15.3274	18.6942
SPECIAL EVENT WORKER		150-1,050		PER EVENT			

**RESOLUTION NO. 17-1852**

**A RESOLUTION OF THE CITY COUNCIL OF THE CITY OF AGOURA HILLS, CALIFORNIA, INCREASING THE EMPLOYER CONTRIBUTION TO HEALTHCARE PREMIUMS FOR CITY COUNCILMEMBERS**

**THE CITY COUNCIL OF THE CITY OF AGOURA HILLS HEREBY FINDS, RESOLVES, AND ORDERS AS FOLLOWS:**

**SECTION 1.** The City will increase the employer contribution amount up to the 2018 Blue Shield Access+ family rate, which will include the 2018 minimum contribution required under the Public Employees' Medical and Hospital Care Act (PEMHCA), effective January 1, 2018, plus the Vision Service Provider (VSP) rate, effective July 1, 2017.

**PASSED, APPROVED, AND ADOPTED** this 28<sup>TH</sup> day of June, 2017, by the following vote to wit:

AYES: (0)  
NOES: (0)  
ABSENT: (0)  
ABSTAIN: (0)

---

Denis Weber, Mayor

ATTEST:

---

Kimberly M. Rodrigues, City Clerk

**RESOLUTION NO. 17-1853**

**A RESOLUTION OF THE CITY COUNCIL OF THE CITY OF AGOURA HILLS, CALIFORNIA, APPROVING AMENDMENT NO. 12 TO THE CITY MANAGER'S EMPLOYMENT AGREEMENT**

**THE CITY COUNCIL OF THE CITY OF AGOURA HILLS HEREBY FINDS, RESOLVES, AND ORDERS AS FOLLOWS:**

**SECTION 1.** The City Council of the City of Agoura Hills hereby approves Amendment No. 12 to the City Manager's Employment Agreement to increase the City Manager's pay. The attached amendment as shown on Exhibit "A", attached hereto and incorporated herein as though set forth in full, will change Mr. Ramirez' existing base monthly salary from \$18,333.33 to \$19,250.00. The amendment will be effective the pay period beginning June 23, 2017.

**SECTION 2.** The City Council of the City of Agoura Hills hereby acknowledges that Section 4(B)(4) of the City Manager's Employment Agreement will include a change in health benefits that will increase the employer contribution amount up to the 2018 Blue Shield Access+ family rate, effective January 1, 2018, including the Vision Service Provider (VSP) rate effective July 1, 2017, consistent with that approved for the City's general employees and Department Heads.

**PASSED, APPROVED, AND ADOPTED** this 28<sup>TH</sup> day of June, 2017, by the following vote to wit:

AYES: (0)  
NOES: (0)  
ABSENT: (0)  
ABSTAIN: (0)

---

Denis Weber, Mayor

ATTEST:

---

Kimberly M. Rodrigues, City Clerk

**EXHIBIT "A"**

**AMENDMENT NO. 12 TO EMPLOYMENT AGREEMENT  
BETWEEN THE CITY OF AGOURA HILLS, CA, AND GREG RAMIREZ**



**AMENDMENT NO. 12 TO EMPLOYMENT AGREEMENT  
BETWEEN THE CITY OF AGOURA HILLS, CA AND GREG RAMIREZ**

That certain Employment Agreement dated February 24, 2004, as amended in February 2005, May 2006, August 2007, July 2008, August 2008, June 2009, June 2011, June 2012, June 2013, and June 2014, and June 2016, and by and between the City of Agoura Hills ("City") and Greg Ramirez ("City Manager") (collectively the "Amended Agreement") is hereby further amended as follows:

1. Section 4(A)(1)(a) of the Amended Agreement is amended in its entirety to read as follows:

“(a) Base Salary. Effective with the pay period beginning June 23, 2017, City agrees to pay City Manager for the services required by this Agreement to a monthly base salary of nineteen thousand two hundred and fifty dollars and no cents (\$19,250.00) per month.”

2. The foregoing amendments, when approved by the City Council and duly executed by the Mayor and City Manager, shall be made a part of the Amended Agreement. Except as amended herein, the terms and conditions of the Amended Agreement shall remain in full force and effect.

IN WITNESS WHEREOF the parties have executed the Amendment No. 12 to the Agreement as of June 23, 2017.

CITY MANAGER

\_\_\_\_\_  
Greg Ramirez

CITY OF AGOURA HILLS

\_\_\_\_\_  
Denis Weber, Mayor

ATTEST:

\_\_\_\_\_  
Kimberly M. Rodrigues, City Clerk

APPROVED AS TO FORM:

\_\_\_\_\_  
Candice Lee, City Attorney