



AGOURA HILLS

Recycle Right, Agoura Hills

YOUR GUIDE TO RECYCLING ORGANIC WASTE

Everything you need to know about
SB 1383, the Green Cart and organic
recycling practices.



What's New with Organics Recycling in Agoura Hills?

On Jan. 1, 2022, state law SB 1383 was enacted in California. This law mandates all residences and businesses in California to participate in recycling organics & establishing edible food recovery to keep it out of landfills, reduce harmful greenhouse gas emissions and address climate change.

This new program will:



REDIRECT

Keep organics out of landfills through composting, energy recovery and other developing technologies.



REDISTRIBUTE

Feed people through rescue and recovery of edible food from businesses.

THE CITY OF AGOURA HILLS


Is working with Waste Management & Universal Waste Systems to comply with state law through a new recycling collection & City Ordinance 21-458 for Residents & Businesses.

What Does This Mean for Me?

SB 1383 requires everyone to recycle organic waste, including food scraps, green waste and yard waste.

ORGANIC WASTE MUST BE PLACED IN PAPER OR PLASTIC BAGS AND DISPOSED OF IN THE GREEN CART.

The switch to organic recycling is simple; everything you need to know is in our guide!



Why Recycle Organic Waste?




Methane is 84 times more potent as a climate super pollutant than carbon dioxide.

Organic waste in landfills releases **20% of our state's methane gas emissions**



Did you know organic waste currently **makes up half of California's landfills?**



Recycling organic waste helps us:



Reduce methane release in landfills



Fight climate change



Improve public health



Prevent food waste



Protect our environment

What Goes in the Green Cart?

THE GREEN CART IS USED FOR THE RECYCLING OF ORGANIC WASTE. ORGANIC WASTE FOR THE GREEN CART INCLUDES:

- Food Waste
- Food Soiled Papers
- Yard Waste
- Produce
- Meat, Fish and Poultry
- Dairy
- Bread & Pasta
- Rice & Grains



REMEMBER WHERE TO PLACE YOUR WASTE!

Place all organic waste in a paper or plastic bag before placing in the Green Cart. Bagging organic waste helps prevent cross-contamination and keeps the items recyclable.



How Do I Collect Organic Waste?

Why can't I use compostable plastic bags to throw out my organics recycling?

Agoura Hills waste hauler Waste Management does not accept plastic bags labeled "compostable" or "bioplastic" because this material does not break down quickly enough for commercial composting.



Step 1: Find a Container

Containers can be anything from a plastic tub you are no longer using to an old trash pail you aren't sure what to do with. The City of Agoura Hills does not provide containers or pails for organic waste collection, but residents can purchase their own.

Step 2: Prep Your Container

Once you have your container, place it somewhere convenient. Then, place a paper or plastic bag into the container to act as a liner. Liners can be repurposed bags, such as shopping bags or purchased new.

Place organic waste in a paper or plastic bag before tossing it in the Green Cart. Bagging organic waste helps prevent cross-contamination and keeps the items recyclable.


Step 3: Fill and Dump

Once your container is prepped, you are ready to start recycling! Use your container to toss out organic waste until it is full. Once filled, tie up your paper or plastic liner, and take it to the Green Cart. Be sure to replace the liner of your container when done, and you have successfully recycled your organic waste.

Refresher: Where Does My Waste Go?

With the introduction of organic recycling, let's take a moment to look over what waste goes in each of our three carts. Items not noted on the list should not be thrown in the carts.

For further inquiries on what items are disposed of in each container, please contact the City's Waste Hauler Waste Management at (805) 522-9400.



BLACK CART: TRASH

- Garden hoses
- Broken ceramics
- Snack and food wrappers
- Chip bags
- Foam Containers
- Diapers
- Animal Waste



BLUE CART: RECYCLING

Place recyclables directly into the recycling cart.

- Plastic bottles and containers
- Aluminum cans
- Glass bottles and containers
- Food and beverage cartons
- Paper
- Flattened cardboard and paperboard



GREEN CART: ORGANICS

Food scraps must be placed in a plastic or paper bag before placing them in a Green Cart.

- Food waste
- Food soiled papers
- Yard waste
- Produce
- Meat, fish and dairy
- Bread, pasta, rice, grains and coffee grounds

How Do I Prevent Food Waste in My Home?

While recycling our organic waste, it is important to remember that some waste can be prevented or minimized. Here are some tips and tricks for preventing food waste in your home.



PLAN AHEAD.

Before heading to the grocery store, map out your meals. Planning for meals is a great way to ensure that you are only getting the food you will need while at the store. Double-check your fridge and freezer to see what you have before heading out and stick to your shopping list!

STORE PROPERLY.

A lot of food waste occurs when produce goes bad. Ensure you are storing your food correctly, so it stays fresh and lasts longer!

MAXIMIZE.

A great way to prevent food waste is to maximize your food items. For example, if your bananas are browning, throw them in a smoothie rather than in the trash. When slicing an apple, save the core and plant it in the backyard. There are many ways to maximize food items in your home.

USE THAT FREEZER.

Freezing food items, such as meat, keeps your food usable for longer. Freezing portions in airtight containers also helps with meal prepping and minimizes freezer burn.

Recycling Resources

The City of Agoura Hills has many great resources to help you on your organics recycling journey!



CONTACT US

Waste Management
(805) 522- 9400

City's Solid Waste Consultant
(805) 495-7521

City of Agoura Hills
City Manager's Office (818) 597-7314



LEARN MORE

AgouraHillsCity.org



CONNECT WITH US ON SOCIAL MEDIA

Facebook@CityofAgouraHills

Instagram @CityofAgouraHills

Twitter @CityofAgouraHills