



"Gateway to the Santa Monica Mountains National Recreation Area"

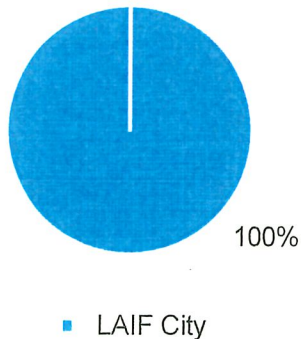
**Treasurer's Report
February 2023**

Asset Category	Policy Maximum	Market Value	Par Value	% Portfolio	Yield	Days to Maturity
Cash and Cash Equivalents						
Pooled Cash	n/a	\$ 1,000,073.00	\$ 1,000,073.00	n/a	n/a	n/a
Pooled Cash - Sweep	n/a	\$ 1,122,969.39	\$ 1,122,969.39	n/a	4.36%	1
Petty Cash	n/a	\$ 800.00	\$ 800.00	n/a	n/a	n/a
Flexible Spending Acct	n/a	\$ 42,056.26	\$ 42,056.26	n/a	n/a	n/a
Bond Accounts	n/a	\$ 243,628.60	\$ 243,628.60	n/a	n/a	n/a
Successor Agency Cash Deposits	n/a	\$ 748,471.18	\$ 748,471.18	n/a	n/a	n/a
Successor Agency Bond Accounts	n/a	\$ 320,933.52	\$ 320,933.52	n/a	n/a	n/a
Investments						
LAIF City	75 Million	\$ 20,191,559.12	\$ 20,191,559.12	100%	2.62%	1
LAIF Successor Agency	75 Million	\$ 11,843.11	\$ 11,843.11	100%	2.62%	1

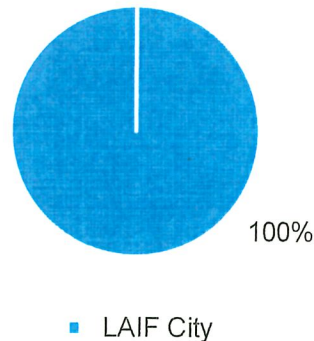
PORTFOLIO ASSET ALLOCATION

Asset Category	Market Value 1/31/2023	% of Portfolio 1/31/2023	Market Value 2/28/2023	% of Portfolio 2/28/2023
LAIF City	\$ 20,191,559.12	100%	\$ 20,191,559.12	100%

Asset Allocation 1/31/2023

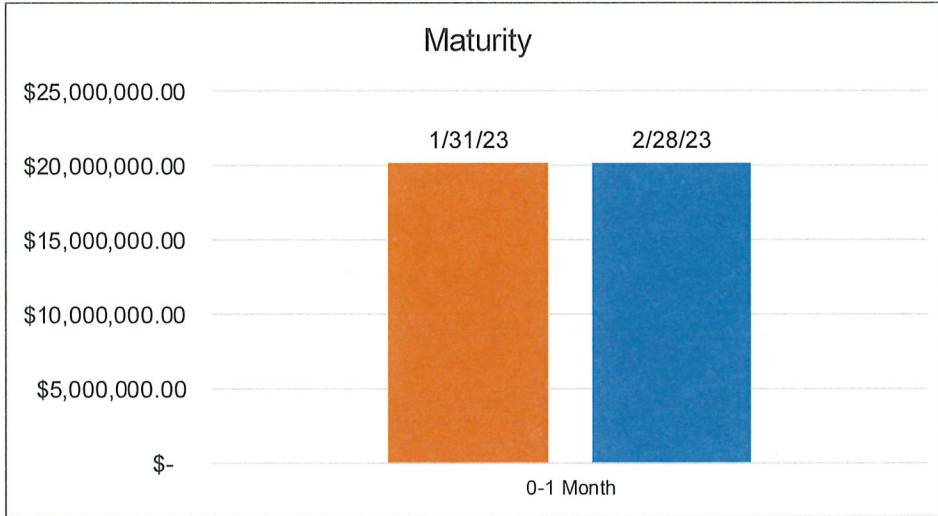


Asset Allocation 2/28/23

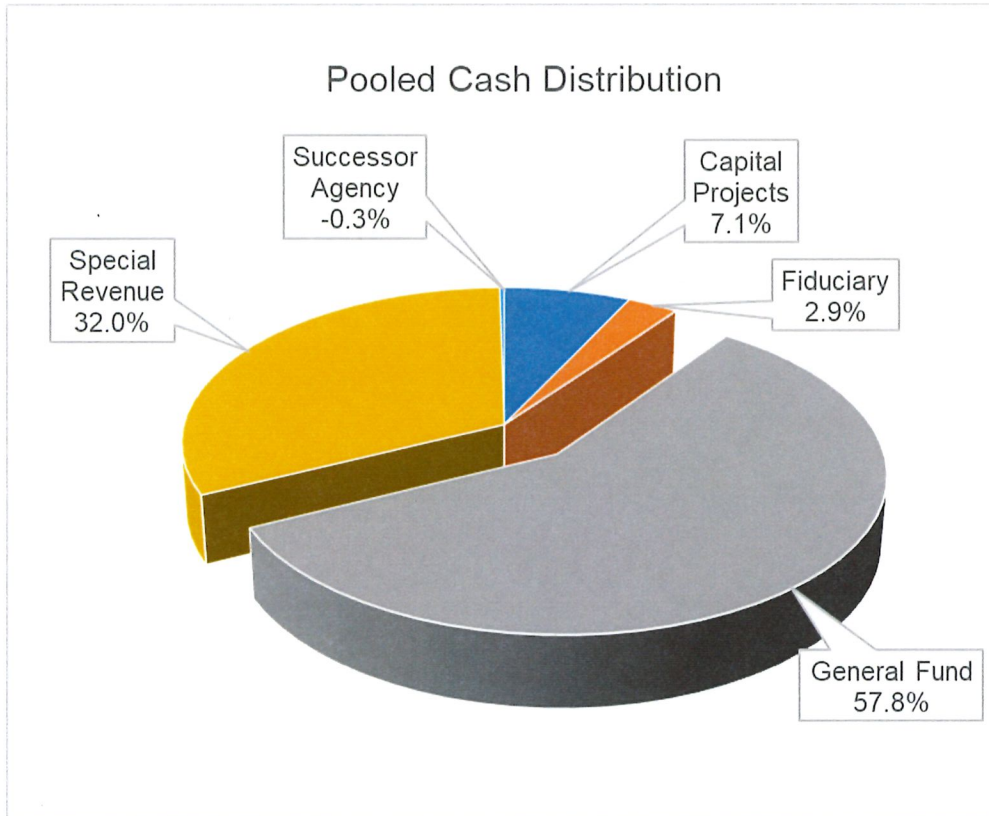


PORTFOLIO MATURITY

Maturity Range	Market Value	% of Portfolio	Market Value	% of Portfolio
	1/31/2023	1/31/2023	2/28/2023	2/28/2023
0-1 Month	\$ 20,191,559.12	100%	\$ 20,191,559.12	100%



POOLED CASH DISTRIBUTION



INVESTMENT POLICY COMPLIANCE

I certify that the City's Investment Portfolio is in full compliance with the City's Investment Policy and California Government Code Section 53601, and I believe the Investment Pool contains sufficient cash flow from liquid and maturing securities, bank deposits, and income to meet the City's expenditure requirement for the next six months.

A handwritten signature in black ink, appearing to read 'NH', is written above a horizontal line.

Nathan Hamburger, City Manager
April 26, 2023