



*"Gateway to the Santa Monica Mountains National Recreation Area"*

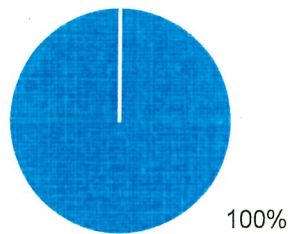
### Treasurer's Report June 2023

Asset Category	Policy Maximum	Market Value	Par Value	% Portfolio	Yield	Days to Maturity
<b>Cash and Cash Equivalents</b>						
Pooled Cash	n/a	\$ 1,000,000.00	\$ 1,000,000.00	n/a	n/a	n/a
Pooled Cash - Sweep	n/a	\$ 1,714,277.52	\$ 1,714,277.52	n/a	4.96%	1
Petty Cash	n/a	\$ 800.00	\$ 800.00	n/a	n/a	n/a
Flexible Spending Acct	n/a	\$ 37,162.21	\$ 37,162.21	n/a	n/a	n/a
Bond Accounts	n/a	\$ 243,633.32	\$ 243,633.32	n/a	n/a	n/a
Successor Agency Cash Deposits	n/a	\$ 973,384.18	\$ 973,384.18	n/a	n/a	n/a
Successor Agency Bond Accounts	n/a	\$ 673,674.87	\$ 673,674.87	n/a	n/a	n/a
<b>Investments</b>						
LAIF City	75 Million	\$ 20,324,395.79	\$ 20,324,395.79	100%	3.17%	1
LAIF Successor Agency	75 Million	\$ 11,922.93	\$ 11,922.93	100%	3.17%	1

### PORTFOLIO ASSET ALLOCATION

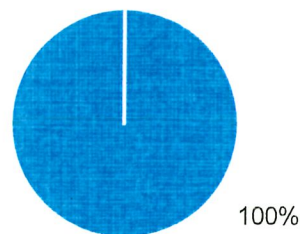
Asset Category	Market Value 5/31/2023	% of Portfolio 5/31/2023	Market Value 6/30/2023	% of Portfolio 6/30/2023
LAIF City	\$ 20,324,395.79	100%	\$ 20,324,395.79	100%

Asset Allocation 5/31/2023



■ LAIF City

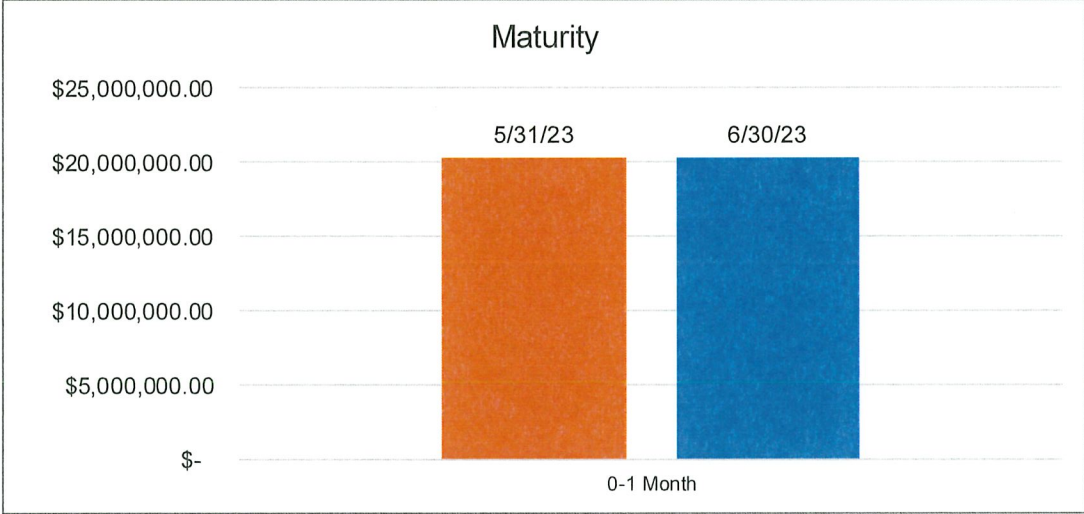
Asset Allocation 6/30/23



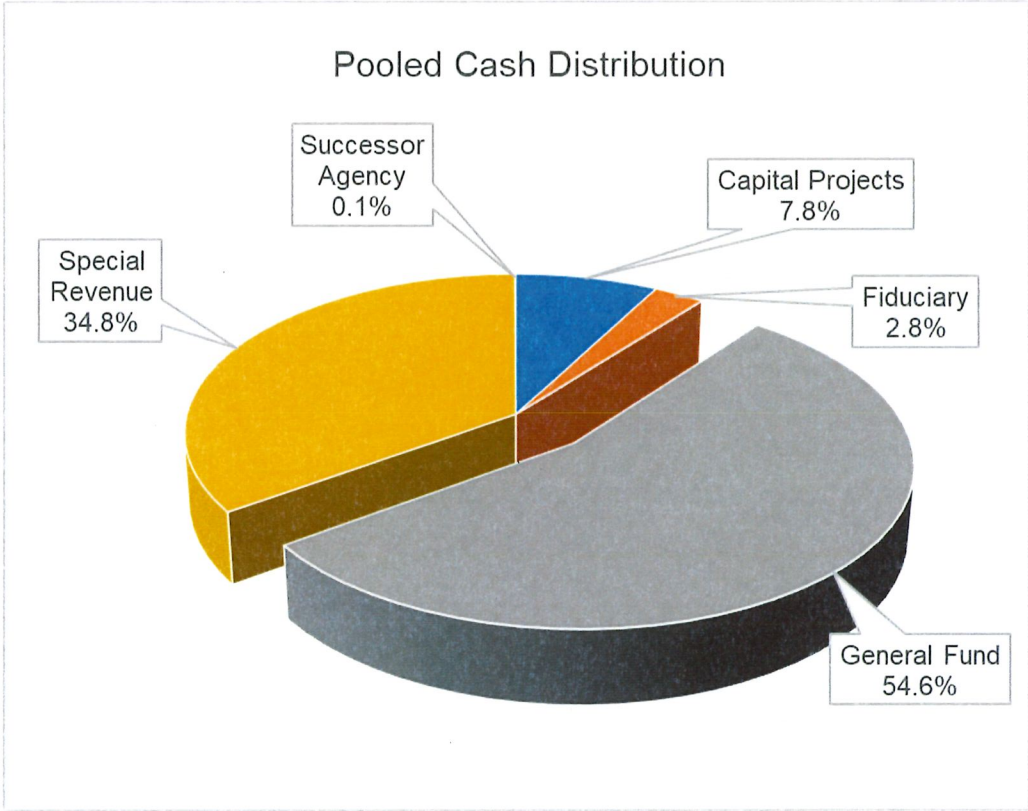
■ LAIF City

**PORTFOLIO MATURITY**

Maturity Range	Market Value		% of Portfolio	
	5/31/2023	5/31/2023	6/30/2023	6/30/2023
0-1 Month	\$ 20,324,395.79	100%	\$ 20,324,395.79	100%




**POOLED CASH DISTRIBUTION**



## INVESTMENT POLICY COMPLIANCE

I certify that the City's Investment Portfolio is in full compliance with the City's Investment Policy and California Government Code Section 53601, and I believe the Investment Pool contains sufficient cash flow from liquid and maturing securities, bank deposits, and income to meet the City's expenditure requirement for the next six months.



---

Nathan Hamburger, City Manager  
August 9, 2023