



"Gateway to the Santa Monica Mountains National Recreation Area"

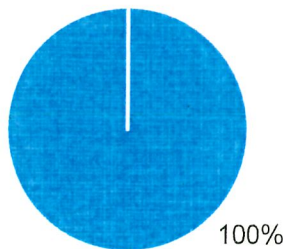
**Treasurer's Report
July 2023**

Asset Category	Policy Maximum	Market Value	Par Value	% Portfolio	Yield	Days to Maturity
Cash and Cash Equivalents						
Pooled Cash	n/a	\$ 1,016,957.00	\$ 1,016,957.00	n/a	n/a	n/a
Pooled Cash - Sweep	n/a	\$ 1,753,861.48	\$ 1,753,861.48	n/a	5.16%	1
Petty Cash	n/a	\$ 800.00	\$ 800.00	n/a	n/a	n/a
Flexible Spending Acct	n/a	\$ 33,987.79	\$ 33,987.79	n/a	n/a	n/a
Bond Accounts	n/a	\$ 315,840.24	\$ 315,840.24	n/a	n/a	n/a
Successor Agency Cash Deposits	n/a	\$ 142,326.18	\$ 142,326.18	n/a	n/a	n/a
Successor Agency Bond Accounts	n/a	\$ 673,677.63	\$ 673,677.63	n/a	n/a	n/a
Investments						
LAIF City	75 Million	\$ 20,483,974.40	\$ 20,483,974.40	100%	3.31%	1
LAIF Successor Agency	75 Million	\$ 12,016.54	\$ 12,016.54	100%	3.31%	1

PORTFOLIO ASSET ALLOCATION

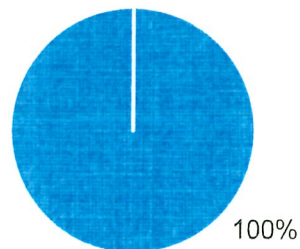
Asset Category	Market Value 6/30/2023	% of Portfolio 6/30/2023	Market Value 7/31/2023	% of Portfolio 7/31/2023
LAIF City	\$ 20,324,395.79	100%	\$ 20,483,974.40	100%

Asset Allocation 6/30/2023



■ LAIF City

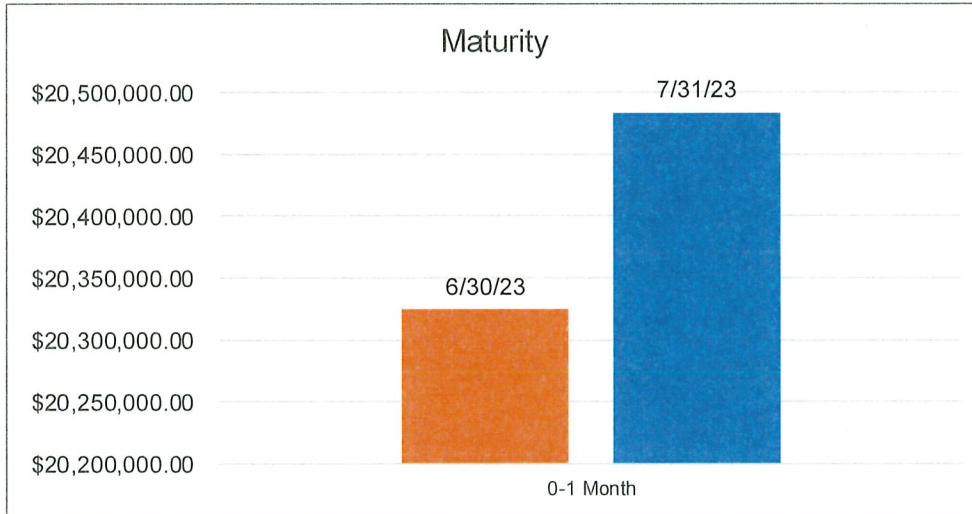
Asset Allocation 7/31/23



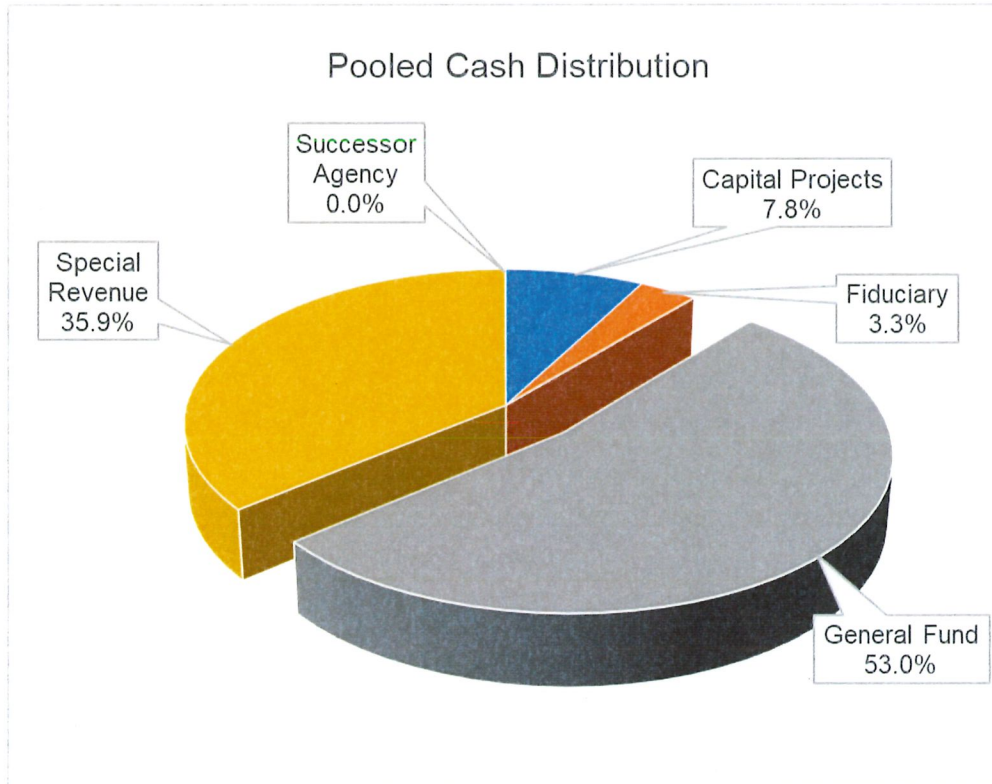
■ LAIF City

PORTFOLIO MATURITY

Maturity Range	Market Value		% of Portfolio	
	6/30/2023	6/30/2023	7/31/2023	7/31/2023
0-1 Month	\$ 20,324,395.79	100%	\$ 20,483,974.40	100%




POOLED CASH DISTRIBUTION



INVESTMENT POLICY COMPLIANCE

I certify that the City's Investment Portfolio is in full compliance with the City's Investment Policy and California Government Code Section 53601, and I believe the Investment Pool contains sufficient cash flow from liquid and maturing securities, bank deposits, and income to meet the City's expenditure requirement for the next six months.

A handwritten signature in black ink, appearing to read 'NH', written over a horizontal line.

Nathan Hamburger, City Manager
September 14, 2023