



# AGOURA HILLS

*"Gateway to the Santa Monica Mountains National Recreation Area"*

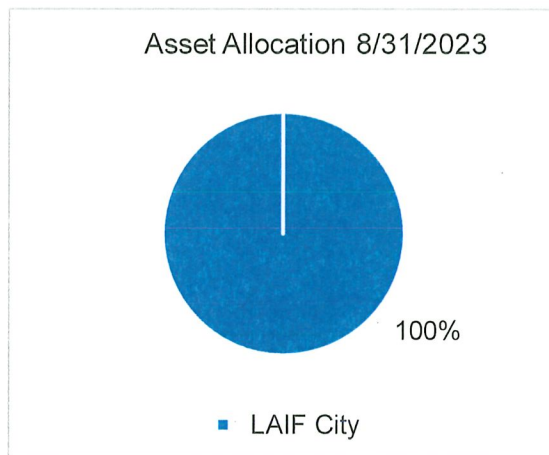
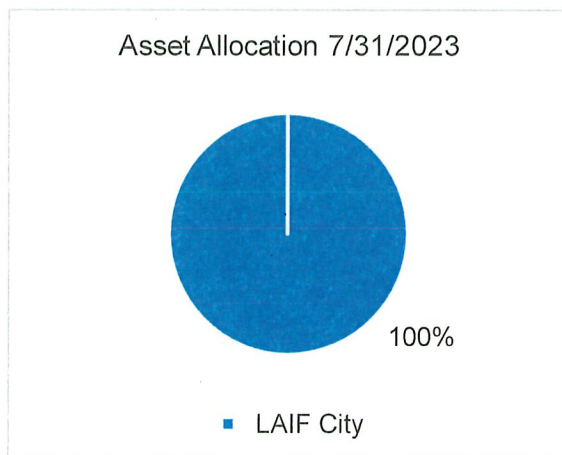
## Treasurer's Report

Asset Category	Policy Maximum	Market Value	Par Value	% Portfolio	Yield	Days to Maturity
<b>Cash and Cash Equivalents</b>						
Pooled Cash	n/a	\$ 1,000,000.00	\$ 1,000,000.00	n/a	n/a	n/a
Pooled Cash - Sweep	n/a	\$ 1,686,835.34	\$ 1,686,835.34	n/a	5.20%	1
Petty Cash	n/a	\$ 800.00	\$ 800.00	n/a	n/a	n/a
Flexible Spending Acct	n/a	\$ 31,752.58	\$ 31,752.58	n/a	n/a	n/a
Bond Accounts	n/a	\$ 243,428.91	\$ 243,428.91	n/a	n/a	n/a
Successor Agency Cash Deposits	n/a	\$ 142,326.18	\$ 142,326.18	n/a	n/a	n/a
Successor Agency Bond Account:	n/a	\$ 673,680.49	\$ 673,680.49	n/a	n/a	n/a
<b>Investments</b>						
LAIF City	75 Million	\$ 20,483,974.40	\$ 20,483,974.40	100%	3.43%	1
LAIF Successor Agency	75 Million	\$ 12,016.54	\$ 12,016.54	100%	3.43%	1

**August 2023**

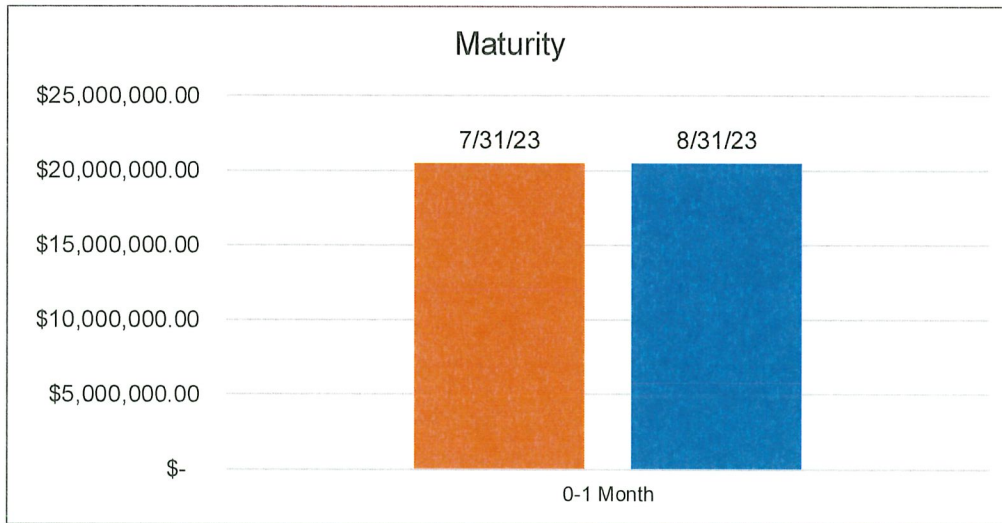
## PORTFOLIO ASSET ALLOCATION

Asset Category	Market Value 7/31/2023	% of Portfolio 7/31/2023	Market Value 8/31/2023	% of Portfolio 8/31/2023
LAIF City	\$ 20,483,974.40	100%	\$ 20,483,974.40	100%

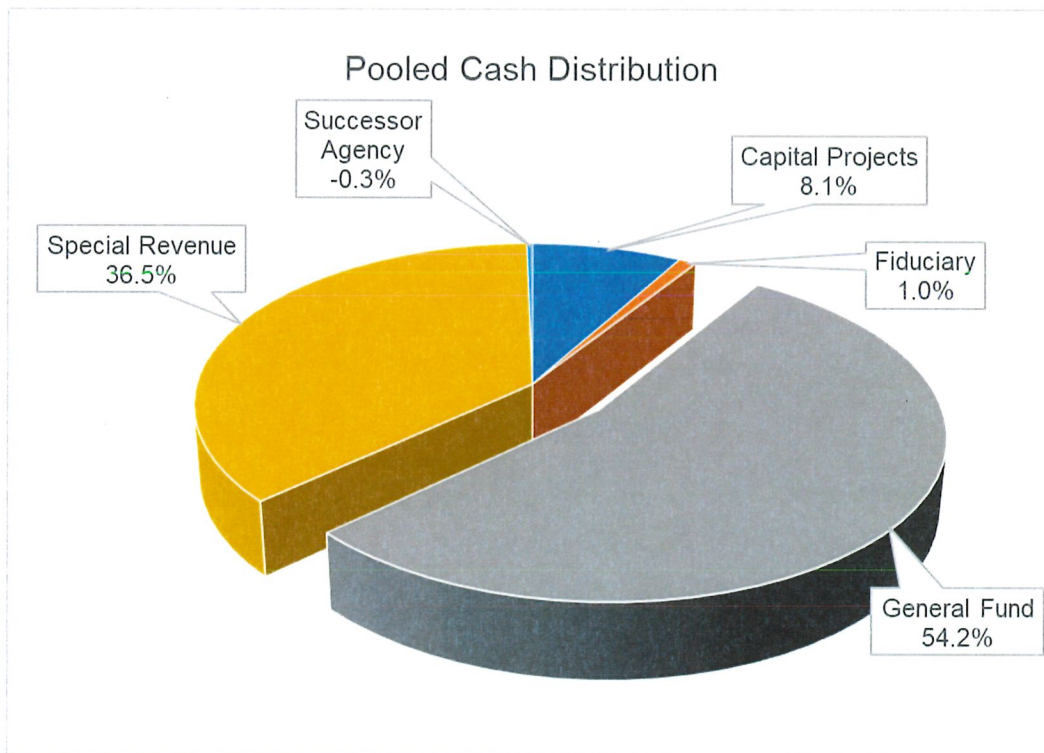


## PORTFOLIO MATURITY

Maturity Range	Market Value	% of Portfolio	Market Value	% of Portfolio
	7/31/2023	7/31/2023	8/31/2023	8/31/2023
0-1 Month	\$ 20,483,974.40	100%	\$ 20,483,974.40	100%



## POOLED CASH DISTRIBUTION



## INVESTMENT POLICY COMPLIANCE

I certify that the City's Investment Portfolio is in full compliance with the City's Investment Policy and California Government Code Section 53601, and I believe the Investment Pool contains sufficient cash flow from liquid and maturing securities, bank deposits, and income to meet the City's expenditure requirement for the next six months.



---

Nathan Hamburger, City Manager  
October 17, 2023