

# AGOURA HILLS

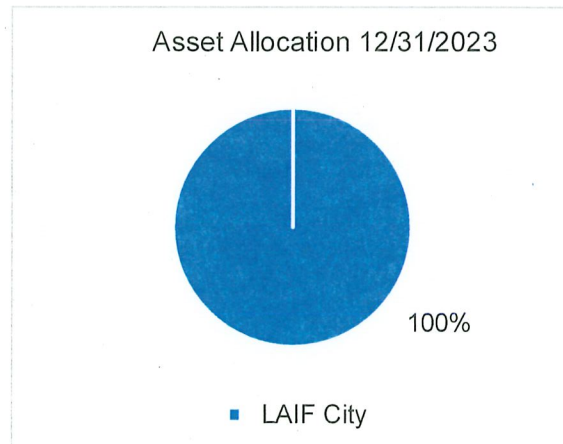
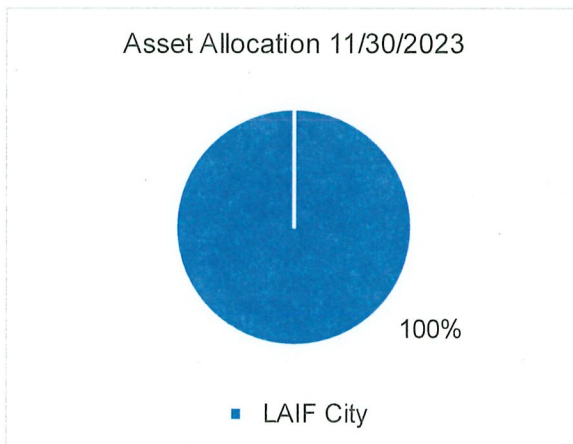
*"Gateway to the Santa Monica Mountains National Recreation Area"*

## Treasurer's Report December 2023

Asset Category	Policy Maximum	Market Value	Par Value	% Portfolio	Yield	Days to Maturity
<b>Cash and Cash Equivalents</b>						
Pooled Cash	n/a	\$ 1,000,000.00	\$ 1,000,000.00	n/a	n/a	n/a
Pooled Cash - Sweep	n/a	\$ 3,405,516.12	\$ 3,405,516.12	n/a	5.23%	1
Petty Cash	n/a	\$ 800.00	\$ 800.00	n/a	n/a	n/a
Flexible Spending Acct	n/a	\$ 22,359.27	\$ 22,359.27	n/a	n/a	n/a
Bond Accounts	n/a	\$ 243,432.67	\$ 243,432.67	n/a	n/a	n/a
Successor Agency Cash Deposits	n/a	\$ 32,326.18	\$ 32,326.18	n/a	n/a	n/a
Successor Agency Bond Accounts	n/a	\$ 320,932.85	\$ 320,932.85	n/a	n/a	n/a
<b>Investments</b>						
LAIF City	75 Million	\$ 17,178,690.64	\$ 17,178,690.64	100%	3.93%	1
LAIF Successor Agency	75 Million	\$ 12,124.90	\$ 12,124.90	100%	3.93%	1

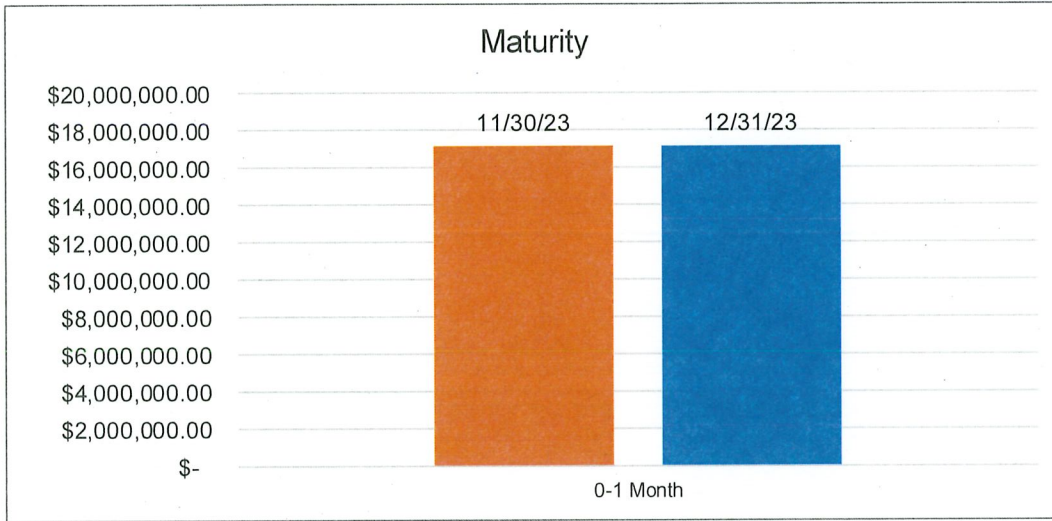
## PORTFOLIO ASSET ALLOCATION

Asset Category	Market Value 11/30/2023	% of Portfolio 11/30/2023	Market Value 12/31/2023	% of Portfolio 12/31/2023
LAIF City	\$ 17,178,690.64	100%	\$ 17,178,690.64	100%

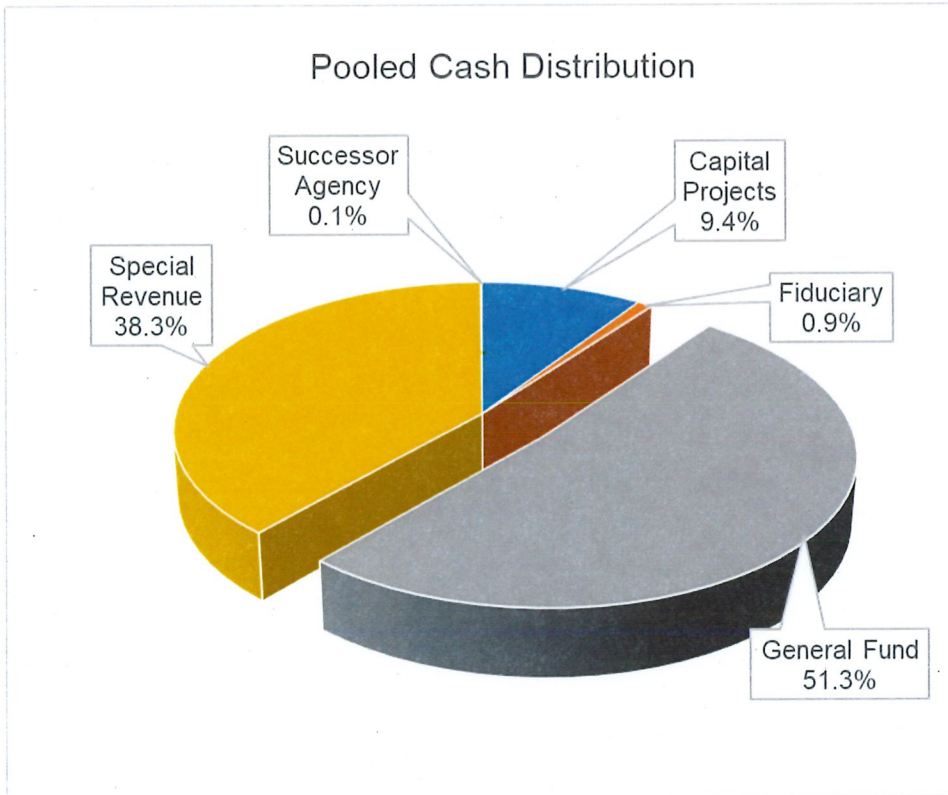


## PORTFOLIO MATURITY

Maturity Range	Market Value		% of Portfolio	
	11/30/2023	11/30/2023	12/31/2023	12/31/2023
0-1 Month	\$ 17,178,690.64	100%	\$ 17,178,690.64	100%



## POOLED CASH DISTRIBUTION



## INVESTMENT POLICY COMPLIANCE

I certify that the City's Investment Portfolio is in full compliance with the City's Investment Policy and California Government Code Section 53601, and I believe the Investment Pool contains sufficient cash flow from liquid and maturing securities, bank deposits, and income to meet the City's expenditure requirement for the next six months.



---

Nathan Hamburger, City Manager  
February 14, 2024