

AGOURA HILLS

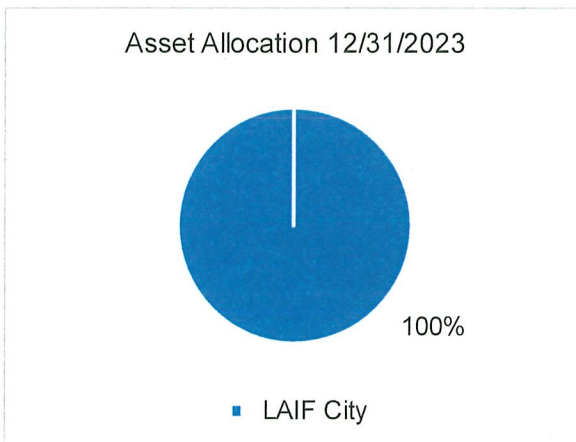
"Gateway to the Santa Monica Mountains National Recreation Area"

Treasurer's Report January 2024

Asset Category	Policy Maximum	Market Value	Par Value	% Portfolio	Yield	Days to Maturity
Cash and Cash Equivalents						
Pooled Cash	n/a	\$ 1,000,000.00	\$ 1,000,000.00	n/a	n/a	n/a
Pooled Cash - Sweep	n/a	\$ 3,041,941.73	\$ 3,041,941.73	n/a	5.21%	1
Petty Cash	n/a	\$ 800.00	\$ 800.00	n/a	n/a	n/a
Flexible Spending Acct	n/a	\$ 51,361.49	\$ 51,361.49	n/a	n/a	n/a
Bond Accounts	n/a	\$ 410,839.97	\$ 410,839.97	n/a	n/a	n/a
Successor Agency Cash Deposits	n/a	\$ 669,448.18	\$ 669,448.18	n/a	n/a	n/a
Successor Agency Bond Accounts	n/a	\$ 320,934.21	\$ 320,934.21	n/a	n/a	n/a
Investments						
LAIF City	75 Million	\$ 18,866,257.28	\$ 18,866,257.28	100%	4.01%	1
LAIF Successor Agency	75 Million	\$ 12,246.71	\$ 12,246.71	100%	4.01%	1

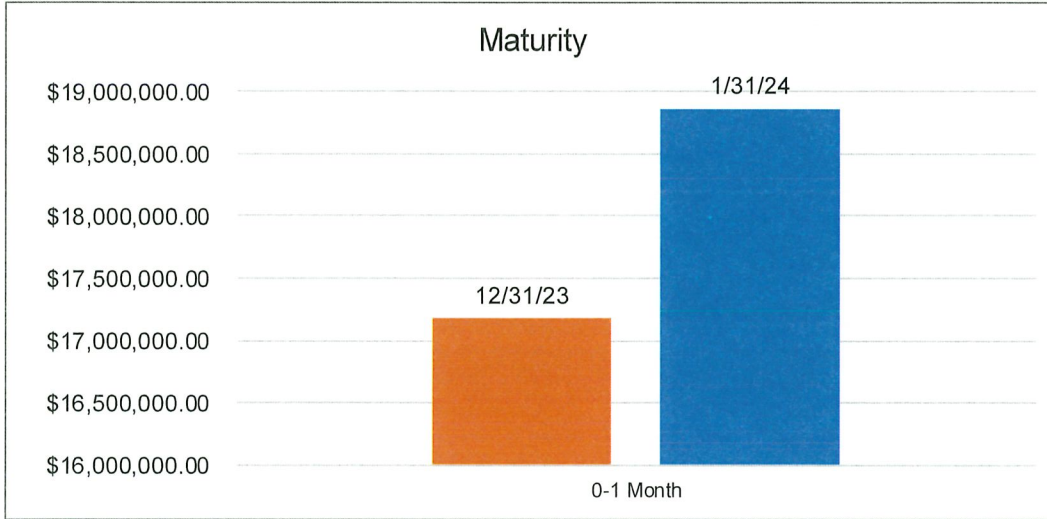
PORTFOLIO ASSET ALLOCATION

Asset Category	Market Value 12/31/2023	% of Portfolio 12/31/2023	Market Value 1/31/2024	% of Portfolio 1/31/2024
LAIF City	\$ 17,178,690.64	100%	\$ 18,866,257.28	100%

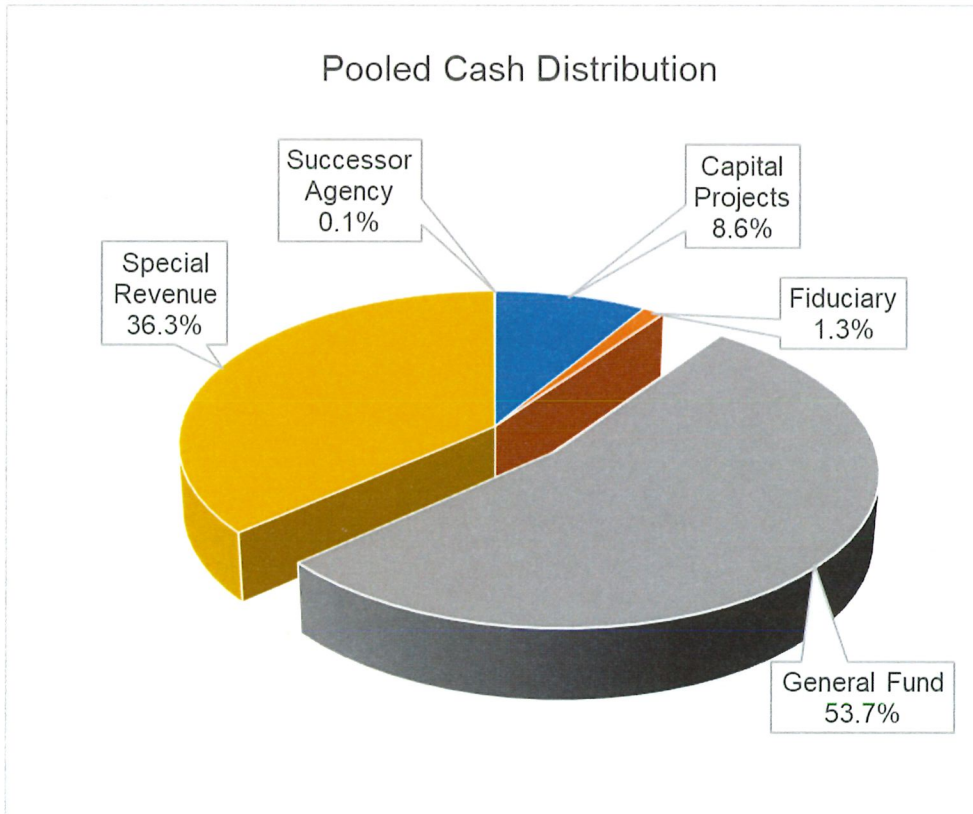


PORTFOLIO MATURITY

Maturity Range	Market Value	% of Portfolio	Market Value	% of Portfolio
	12/31/2023	12/31/2023	1/31/2024	1/31/2024
0-1 Month	\$ 17,178,690.64	100%	\$ 18,866,257.28	100%



POOLED CASH DISTRIBUTION



INVESTMENT POLICY COMPLIANCE

I certify that the City's Investment Portfolio is in full compliance with the City's Investment Policy and California Government Code Section 53601, and I believe the Investment Pool contains sufficient cash flow from liquid and maturing securities, bank deposits, and income to meet the City's expenditure requirement for the next six months.



Nathan Hamburger, City Manager
March 18, 2024