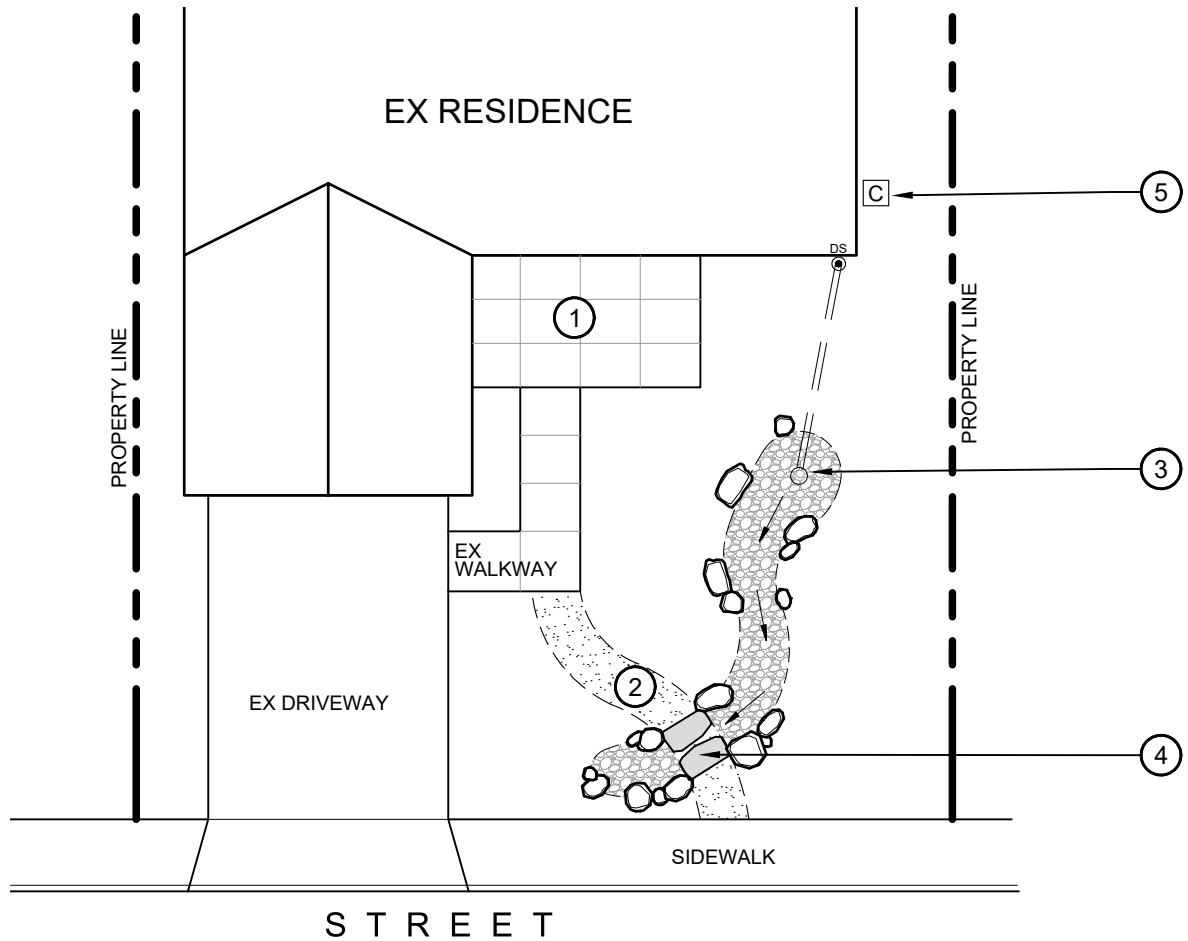


# LANDSCAPE PLAN - TYPICAL FRONT YARD

## Site and Irrigation Improvements



8' 0' 16'  
SCALE: 1/16" = 1'-0"

### IMPROVEMENT LEGEND

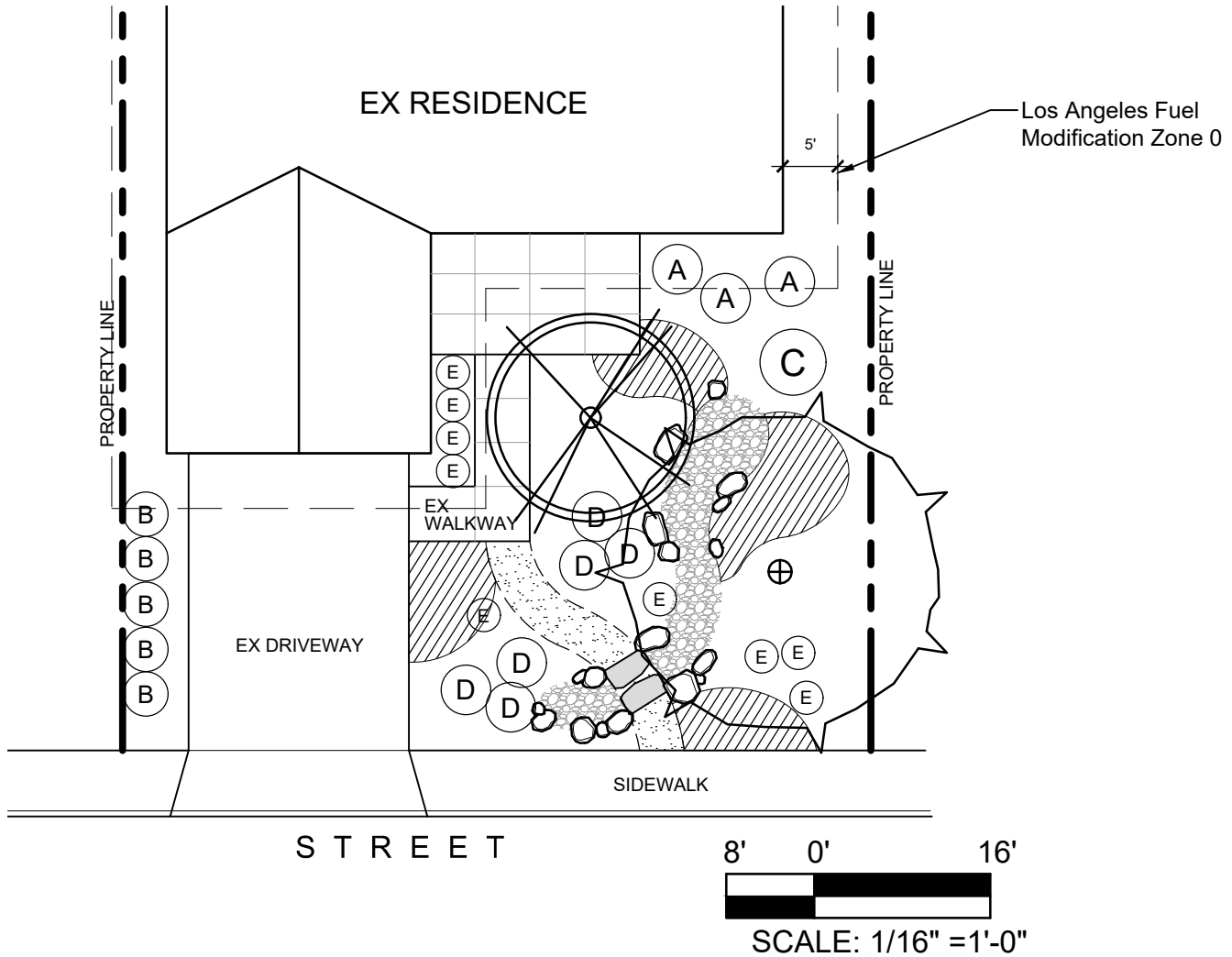
- ① Patio / Outdoor gathering space - Pervious paving
- ② Sidewalk access pathway - Pervious paving / Decomposed granite
- ③ Stormwater infiltration - Dry stream with gravel + boulders (connect to downspout)
- ④ Stepping stones
- ⑤ Irrigation - Smart Controller, Flow Sensor, Master Valve



Typical front yard image

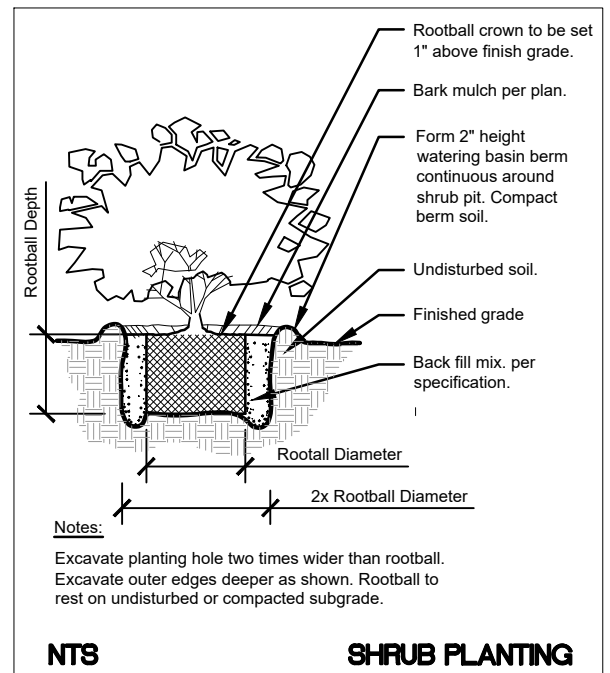
# LANDSCAPE PLAN - TYPICAL FRONT YARD - 'A'

## Planting Plan



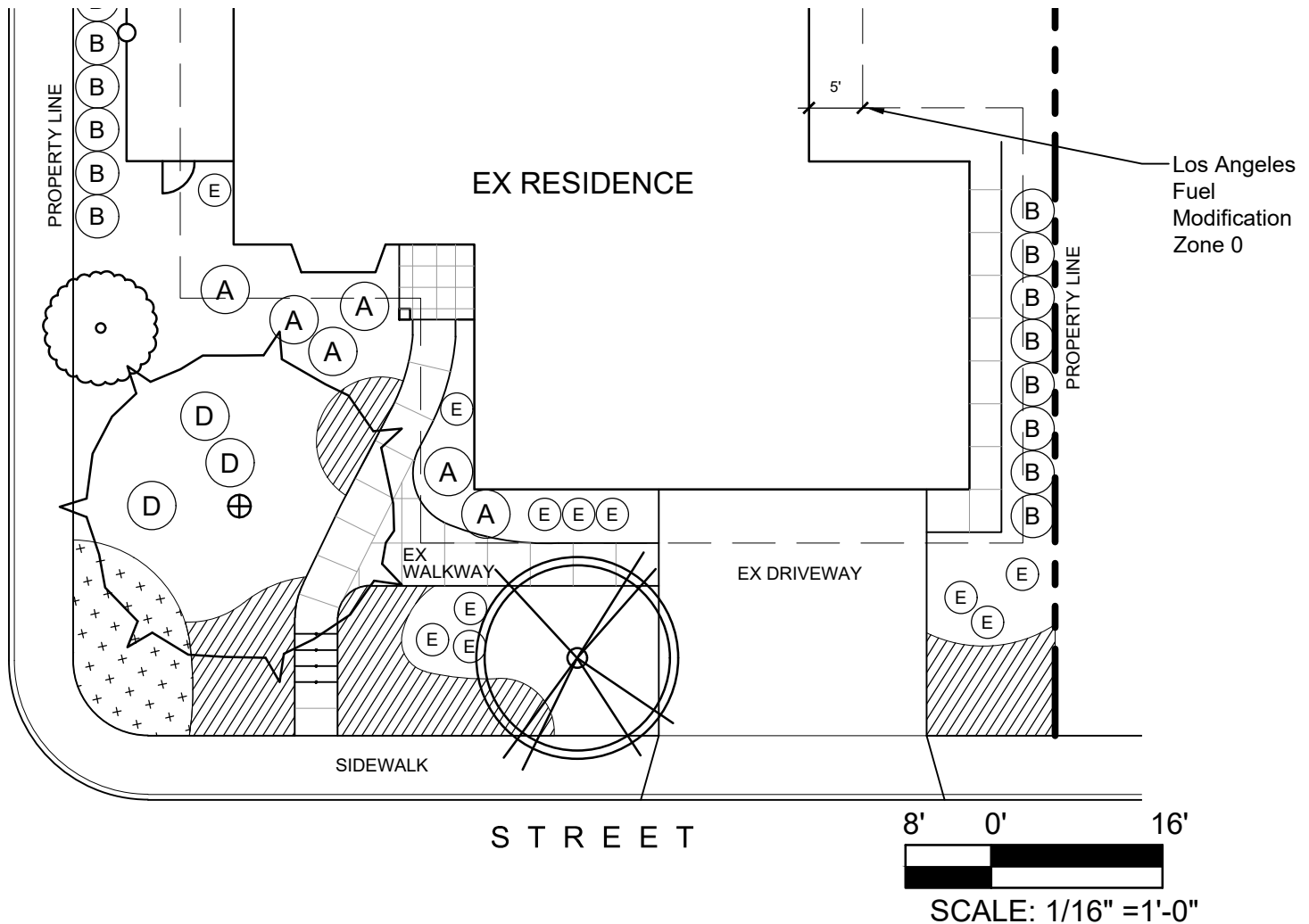
### NOTES

1. Soil Preparation - Remove weeds. Many native plants thrive in poor soil conditions. Amend lightly with compost, humate and worm castings. Note that most native plants require only minimal organic matter and fertilizer should be avoided.
2. Mulch - Apply two to three inch depth of organic, well-composted mulch after planting to retain moisture and suppress weeds. Avoid synthetic materials such as weed cloth. Note that nitrogen fertilizer may be required if using mulch containing hardwood that is not fully composted.
3. Planting - Install shrubs per detail this sheet (plant crown to be 2" above adjacent grade for 15 gallon and larger plants; 1" above adjacent grade or plants smaller than 15 gallon).
4. No mulch and minimal planting allowed within 5' of structures.
5. Planting within five feet of structure subject to removal by the Los Angeles County Fire Department



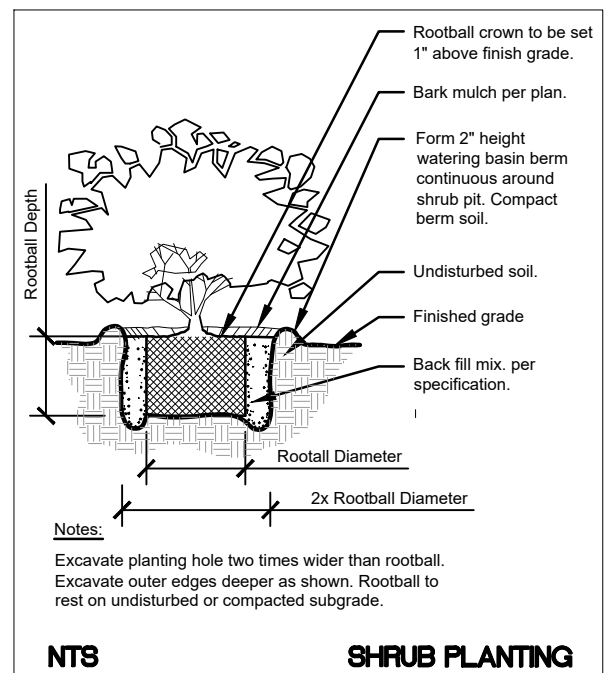
# LANDSCAPE PLAN - TYPICAL FRONT YARD - 'B'

## Planting Plan



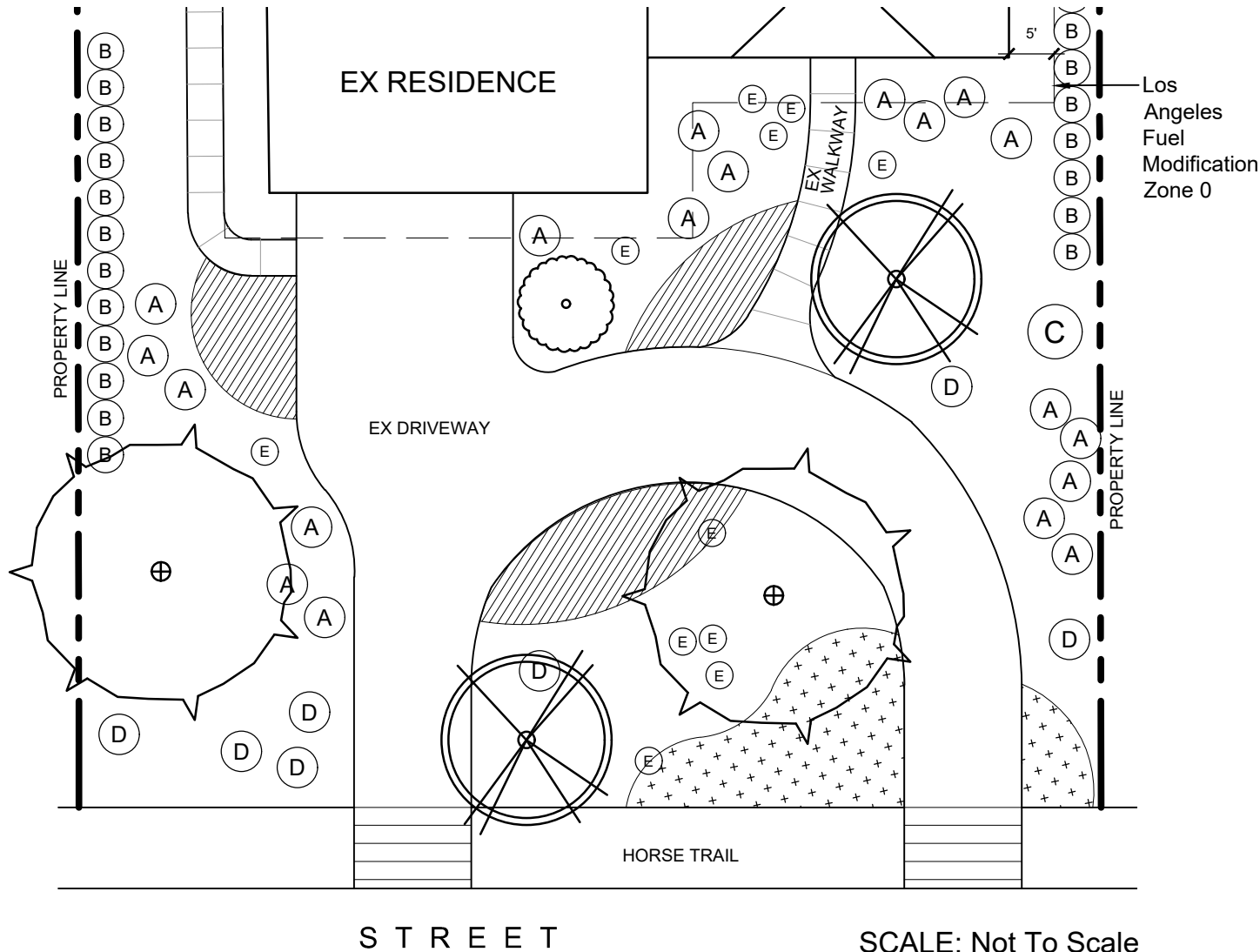
### NOTES

1. Soil Preparation - Remove weeds. Many native plants thrive in poor soil conditions. Amend lightly with compost, humate and worm castings. Note that most native plants require only minimal organic matter and fertilizer should be avoided.
2. Mulch - Apply two to three inch depth of organic, well-composted mulch after planting to retain moisture and suppress weeds. Avoid synthetic materials such as weed cloth. Note that nitrogen fertilizer may be required if using mulch containing hardwood that is not fully composted.
3. Planting - Install shrubs per detail this sheet (plant crown to be 2" above adjacent grade for 15 gallon and larger plants; 1" above adjacent grade or plants smaller than 15 gallon).
4. No mulch and minimal planting allowed within 5' of structures.
5. Planting within five feet of structure subject to removal by the Los Angeles County Fire Department.



# LANDSCAPE PLAN - TYPICAL FRONT YARD - 'C'

## Planting Plan

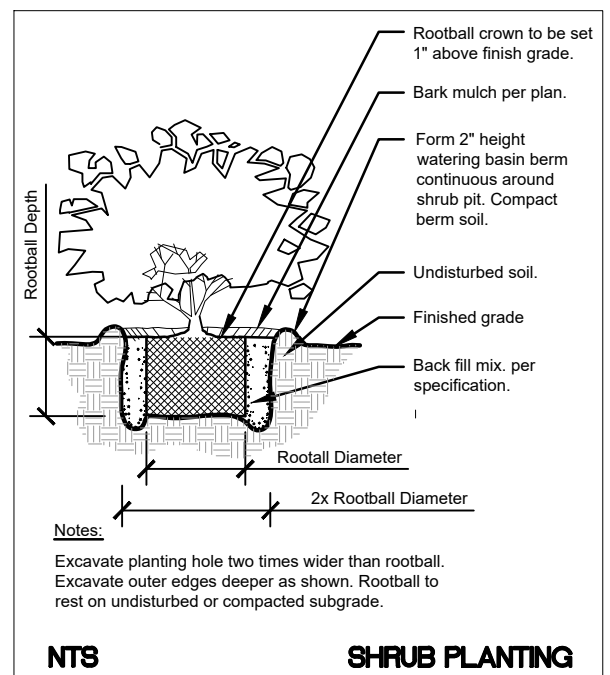


S T R E E T

SCALE: Not To Scale

### NOTES


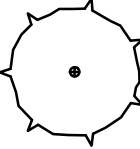



1. Soil Preparation - Remove weeds. Many native plants thrive in poor soil conditions. Amend lightly with compost, humate and worm castings. Note that most native plants require only minimal organic matter and fertilizer should be avoided.
2. Mulch - Apply two to three inch depth of organic, well-composted mulch after planting to retain moisture and suppress weeds. Avoid synthetic materials such as weed cloth. Note that nitrogen fertilizer may be required if using mulch containing hardwood that is not fully composted.
3. Planting - Install shrubs per detail this sheet (plant crown to be 2" above adjacent grade for 15 gallon and larger plants; 1" above adjacent grade or plants smaller than 15 gallon).
4. No mulch and minimal planting allowed within 5' of structures.
5. Planting within 5 feet of structure subject to removal by the Los Angeles County Fire Department.



NTS

SHRUB PLANTING

# TYPICAL FRONT YARD PLANT LEGEND \*\*

SYMBOLS	BOTANICAL NAME	COMMON NAME	SIZE *** (Mature Ht x W)	NOTES	WATER USE *
<b>TREES - Accent</b>					
	<i>Cercis occidentalis</i> ****	Western Redbud	15' x 10'	Native, part shade	L
	<i>Chilopsis linearis</i> ****	Desert Willow	20' x 20'	Native, sun	L
	Citrus sp.	Citrus Tree	varies	Food plant	M
	x <i>Chitalpa t.</i> 'Pink Dawn'	Pink Dawn Chitalpa	25' x 25'	Sun	L
	<i>Lagerstroemia indica</i>	Crape Myrtle	25' x 25'	Sun	M
	<i>Pyrus kawakamii</i>	Evergreen Pear	25' x 25'	Sun	M
	<i>Geijera parviflora</i>	Australian Willow	35' x 20'	Sun, weeping form	L
<b>TREES - Canopy</b>					
	<i>Arbutus</i> 'Marina'	Marina Strawberry Tree	25' x 35'	Sun	L
	<i>Ginkgo biloba</i>	Maidenhair Tree	60' x 25'	Sun	M
	<i>Gleditsia triacanthos var. inermis</i>	Thornless Honeylocust	60' x 40'	Sun, part shade	M
	<i>Melaleuca quinquenervia</i>	Paperbark	40' x 20'	Sun	L
	<i>Olea europaea</i> 'Swan Hill'	Fruitless Olive Tree	30' x 30'	Sun	L
	<i>Quercus agrifolia</i> ****	Coast Live Oak	50' x 45'	Native, sun	L
<b>TREES - Small tree or Large shrub</b>					
	<i>Arbutus unedo</i> 'Compacta'	Dwarf Strawberry Tree	8' x 6'	Sun	L
	<i>Heteromeles arbutifolia</i> ****	Toyon	10' x 8'	Native, sun	L
<b>SHRUBS - Foundation (Evergreen)</b>					
	<i>Abelia x grandiflora</i>	Glossy Abelia	5 gal	Sun, light shade	M
	<i>Carissa species</i>	Natal Plum	varies	Sun or Shade	L
	<i>Carpenteria californica</i> ****	Bush Anemone	8' x 5'	Native, sun	L
	<i>Mahonia aquifolium</i> 'Compacta' ****	Compact Oregon Grape	3' x 4'	Native, sun, part shade	L
	<i>Myrsine africana</i>	African Boxwood	6' x 5'	Sun	L
	<i>Myrtus communis</i> 'Compacta'	Dwarf Myrtle	3' x 3'	Sun	L
	<i>Raphiolepis u.</i> 'Minor'	Dwarf Yeddo Hawthorn	5' x 3'	Sun, part shade	L
	<i>Westringia f.</i> 'Blue Gem'	Blue Gem Coast Rosemary	5' x 4'	Sun	L
<b>SHRUBS - Perimeter / Privacy</b>					
	<i>Ligustrum japonicum</i> 'Texanum'	Waxleaf Privet	8' x 6'	Sun	M
	<i>Myrsine africana</i>	African Boxwood	6' x 5'	Sun	L
	<i>Myrtus communis</i> 'Compacta'	Dwarf Myrtle	3' x 3'	Sun	L
	<i>Raphiolepis u.</i> 'Minor'	Dwarf Yeddo Hawthorn	5' x 3'	Sun, part shade	L





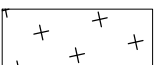
\* L = Low water use at establishment, M = Medium water usage at establishment.

\*\* See Los Angeles County Fuel Modification plant list to confirm distance from structure requirements.

\*\*\* Size listed is maximum mature size. Typical size is 75% of mature size.

\*\*\*\* California native plant

# TYPICAL FRONT YARD PLANT LEGEND \*\* (continued)

SYMBOLS	BOTANICAL NAME	COMMON NAME	SIZE *** (Mature Ht x W)	NOTES	WATER USE *
<b>SHRUBS - Large Flowering</b>					
	<i>Alyogyne huegelii</i>	Blue Hibiscus	8' x 6'	Sun, adapted	L
	<i>Arbutus unedo</i> 'Compacta'	Dwarf Strawberry Tree	8' x 6'	Sun, adapted	L
	<i>Caesalpinia gilliesii</i>	Yellow Bird of Paradise	6' x 6'	Sun, fast growing	L
<b>SHRUBS - Medium Flowering Accent</b>					
	<i>Encelia californica</i> ****	Bush Sunflower	4' x 6'	Native, sun	L
	<i>Kniphofia uvaria</i>	Poker Plant	3' x 4'	Sun	M
	<i>Hesperaloe parviflora</i>	Red Yucca	3' x 5'	Sun	L
	<i>Lantana species</i>	Lantana	varies	Sun	L
	<i>Mimulus aurantiacus</i> ****	Sticky Monkey Flower	3' x 3'	Native, light shade	L
	<i>Verbena lilacina</i> 'De La Mina' ****	De La Mina Verbena	2' x 3'	Native, sun	L
<b>SHRUBS - Entryway / Accent</b>					
	<i>Agapanthus species</i>	Lily of the Nile	varies	Sun, part shade	M
	<i>Carissa species</i>	Natal Plum	varies	Sun, part shade	L
	<i>Dietes grandiflora</i>	Fortnight Lily	4' x 3'	Sun, part shade	L
	<i>Festuca glauca</i>	Blue Fescue	1' x 2'	Sun	L
	<i>Iris douglasiana</i> ****	Douglas Iris	2' x 3'	Native, part shade	L
	<i>Hemerocallis species</i>	Day Lily	varies	Sun	M
	<i>Nandina species</i>	Heavenly Bamboo	varies	Sun	L
	<i>Penstemon species</i> ****	Beard Tongue	varies	Native, sun	L
	<i>Pittosporum t. 'Wheeler's Dwarf'</i>	Dwarf Mock Orange	4' x 5'	Sun or shade	M
<b>GROUNDCOVER</b>					
 	<i>Achillea species</i>	Yarrow	1 gal or Flats	Sun	L
	<i>Dianella caerulea</i> 'Cassa Blue'	Blue Flax Lily	2' x spreading	Part Shade	M
	<i>Festuca glauca</i>	Blue Fescue	1' x 2'	Sun	L
	<i>Fragaria chiloensis</i> ****	Beach Strawberry	6" x spreading	Native,	M
	<i>Bouteloua gracilis</i>	Blue Grama	1' x 2'	Sun or shade	L
	<i>Dymondia margaratae</i>	Silver Carpet	3" x 2'	Sun/ Part Shade	L
	<i>Gazania species</i>	Gazania	varies	Sun	L
	<i>Heuchera species</i> ****	Coral Bells	varies	Native, Shade/Part Shade	L/M
	<i>Lippia nodiflora</i>	Kurapia	3" x spreading	Sun	L
	<i>Myoporum parvifolium</i>	Myoporum	6" x spreading	Sun	L
	<i>Rosmarinus prostratus</i>	Prostrate Rosemary	1' x 3'	Sun	L/M
	<i>Senecio mandraliscae</i> or <i>serpens</i>	Blue Chalksticks	6" x spreading	Sun	L
	<i>Trachelospermum jasminoides</i>	Star Jasmine	3' x spreading	Sun, part shade	M

\* L = Low water use at establishment, M = Medium water usage at establishment.

\*\* See Los Angeles County Fuel Modification plant list fto confirm distance from structure requirements.

\*\*\* Size listed is maximum mature size. Typical size is 75% of mature size.

\*\*\*\* California native plant

# PLANT IMAGES

TREES (Botanical/Common Name, Mature HxW, Sun Exposure)



*Arbutus 'Marina'* / Strawberry Tree  
25' x 35', Sun



*Arbutus unedo 'Compacta'* / Dwarf Strawberry Tree  
8' x 6', Sun



*Cercis occidentalis* / Western Redbud \*  
15' x 10', Partial Sun/Shade tolerant



*Chilopsis linearis* / Desert Willow \*  
25' x 25', Sun



x *Chitalpa tashkentensis* 'Pink Dawn' / Pink Dawn Chitalpa  
25' x 25', Sun



*Geijera parviflora* / Australian Willow  
35' x 20', Sun



*Heteromeles arbutifolia* / Toyon \*  
10' x 8', Sun



*Melaleuca quinquenervia* / Paperbark Tree  
40' x 20', Sun

\* California native plant

# PLANT IMAGES (continued)

SHRUBS / PERENNIALS (Botanical/Common Name, Mature HxW, Sun Exposure)



*Alyogyne huegelii* / Blue Hibiscus  
8' x 6', Sun



*Caesalpinia gilliesii* / Yellow Bird of Paradise  
6' x 6', Sun



*Carpenteria californica* / Bush Anemone \*  
8' x 5', Partial Sun



*Iris douglasiana* / Douglas Iris \*  
2' x 3', Partial Sun/Shade tolerant



*Mahonia aquifolium* 'Compacta' / Compact Oregon Grape \*  
3' x 4', Sun/Part Shade



*Mimulus aurantiacus* / Sticky Monkey Flower \*  
3' x 3', Light Shade



*Myrsine africana* / African Boxwood  
6' x 5', Sun



*Myrtus communis* 'Compacta' / Dwarf Myrtle  
3' x 3', Sun

\* California native plant



# PLANT IMAGES (continued)

SHRUBS / PERENNIALS (Botanical/Common Name, Mature HxW, Sun Exposure)



*Penstemon species* / Beard Tongue \*  
Size varies, Sun



*Raphiolepis u. 'Minor'* / Dwarf Yeddo Hawthorn  
5' x 3', Sun/Partial shade



*Verbena lilacina 'De La Mina'* / De La Mina Verbena \*  
2' x 3', Sun



*Westringia fruticosa 'Blue Gem'* / Blue Gem Coast Rosemary  
5' x 4', Sun

# PLANT IMAGES (continued)

GROUNDCOVERS (Botanical/Common Name, Mature HxW, Sun Exposure)



*Achillea species* / Yarrow\*  
Size Varies, Sun



*Festuca glauca* / Blue Fescue  
1' x 2', Sun



*Heuchera species* / Coral Bells \*  
Size Varies, Partial Sun/Part Shade



*Lippia nodiflora* / Kurapia  
3" x Spreading, Sun



*Myoporum parvifolium* / Myoporum  
6" x spreading, Sun



*Senecio mandraliscae* or *serpens* / Blue Chalksticks  
6"-12" x spreading, Sun



*Bouteloua gracilis* / Blue Grama  
2' x 2', Sun/ Part Shade



*Dymondia margaratae* / Silver Carpet  
3" x 2', Sun/ Part Shade

\* California native plant

# PLANT IMAGES (continued)

## GROUNDCOVERS

(Botanical/Common Name, Mature HxW, Sun Exposure)



*Rosmarinus prostratus*/ Prostrate Rosemary  
1' x 3', Sun