

AGOURA HILLS

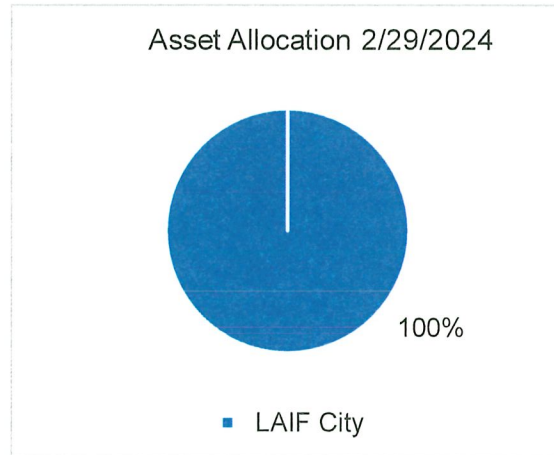
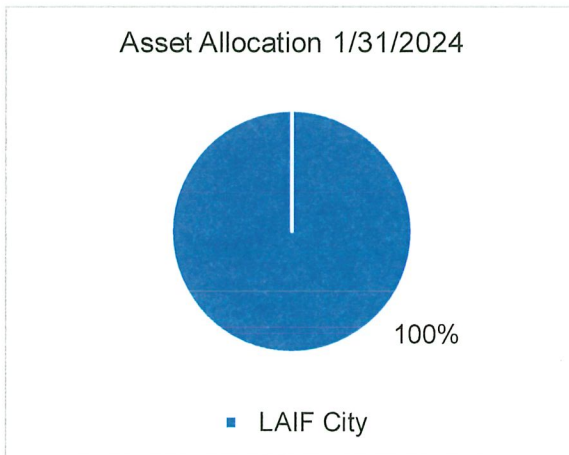
"Gateway to the Santa Monica Mountains National Recreation Area"

Treasurer's Report February 2024

Asset Category	Policy Maximum	Market Value	Par Value	% Portfolio	Yield	Days to Maturity
Cash and Cash Equivalents						
Pooled Cash	n/a	\$ 1,000,000.00	\$ 1,000,000.00	n/a	n/a	n/a
Pooled Cash - Sweep	n/a	\$ 1,945,119.15	\$ 1,945,119.15	n/a	6.66%	1
Petty Cash	n/a	\$ 800.00	\$ 800.00	n/a	n/a	n/a
Flexible Spending Acct	n/a	\$ 49,520.35	\$ 49,520.35	n/a	n/a	n/a
Bond Accounts	n/a	\$ 243,429.01	\$ 243,429.01	n/a	n/a	n/a
Successor Agency Cash Deposits	n/a	\$ 669,448.18	\$ 669,448.18	n/a	n/a	n/a
Successor Agency Bond Accounts	n/a	\$ 320,935.57	\$ 320,935.57	n/a	n/a	n/a
Investments						
LAIF City	75 Million	\$ 19,866,257.28	\$ 19,866,257.28	100%	4.23%	1
LAIF Successor Agency	75 Million	\$ 12,246.71	\$ 12,246.71	100%	4.23%	1

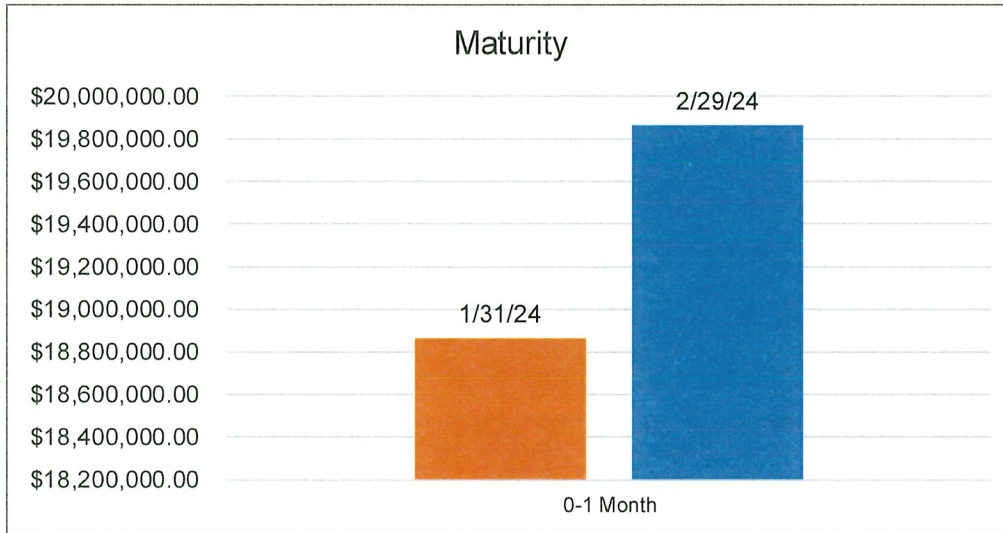
PORTFOLIO ASSET ALLOCATION

Asset Category	Market Value 1/31/2024	% of Portfolio 1/31/2024	Market Value 2/29/2024	% of Portfolio 2/29/2024
LAIF City	\$ 18,866,257.28	100%	\$ 19,866,257.28	100%

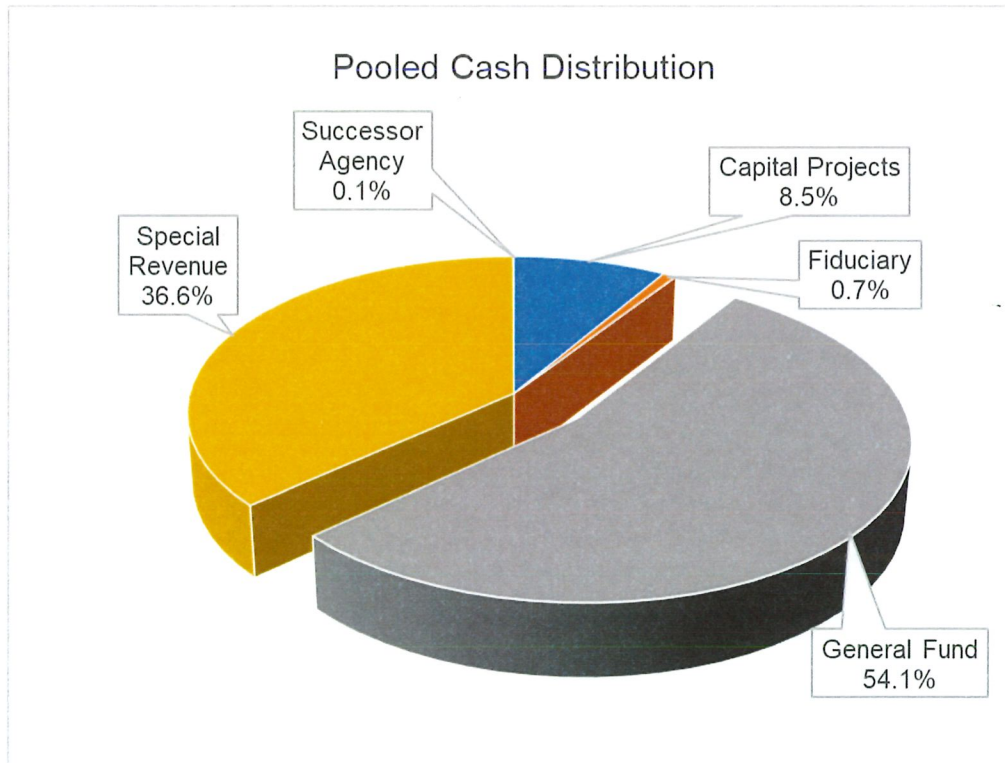


PORTFOLIO MATURITY

Maturity Range	Market Value	% of Portfolio	Market Value	% of Portfolio
	1/31/2024	1/31/2024	2/29/2024	2/29/2024
0-1 Month	\$ 18,866,257.28	100%	\$ 19,866,257.28	100%




POOLED CASH DISTRIBUTION



INVESTMENT POLICY COMPLIANCE

I certify that the City's Investment Portfolio is in full compliance with the City's Investment Policy and California Government Code Section 53601, and I believe the Investment Pool contains sufficient cash flow from liquid and maturing securities, bank deposits, and income to meet the City's expenditure requirement for the next six months.

A handwritten signature in black ink, appearing to read 'N. Hamburger', written over a horizontal line.

Nathan Hamburger, City Manager
April 15, 2024