

AGOURA HILLS

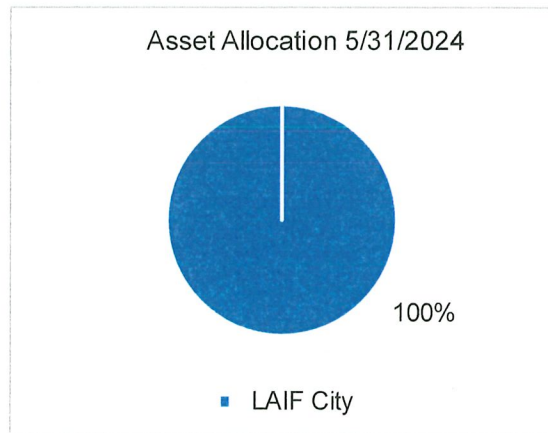
"Gateway to the Santa Monica Mountains National Recreation Area"

Treasurer's Report May 2024

Asset Category	Policy Maximum	Market Value	Par Value	% Portfolio	Yield	Days to Maturity
Cash and Cash Equivalents						
Pooled Cash	n/a	\$ 1,000,000.00	\$ 1,000,000.00	n/a	n/a	n/a
Pooled Cash - Sweep	n/a	\$ 3,033,342.72	\$ 3,033,342.72	n/a	5.19%	1
Petty Cash	n/a	\$ 800.00	\$ 800.00	n/a	n/a	n/a
Flexible Spending Acct	n/a	\$ 39,351.13	\$ 39,351.13	n/a	n/a	n/a
Bond Accounts	n/a	\$ 12,631,366.27	\$ 12,631,366.27	n/a	n/a	n/a
Successor Agency Cash Deposits	n/a	\$ 109,448.18	\$ 109,448.18	n/a	n/a	n/a
Successor Agency Bond Accounts	n/a	\$ 678,792.50	\$ 678,792.50	n/a	n/a	n/a
Investments						
LAIF City	75 Million	\$ 21,268,250.11	\$ 21,268,250.11	100%	4.33%	1
LAIF Successor Agency	75 Million	\$ 12,377.56	\$ 12,377.56	100%	4.33%	1

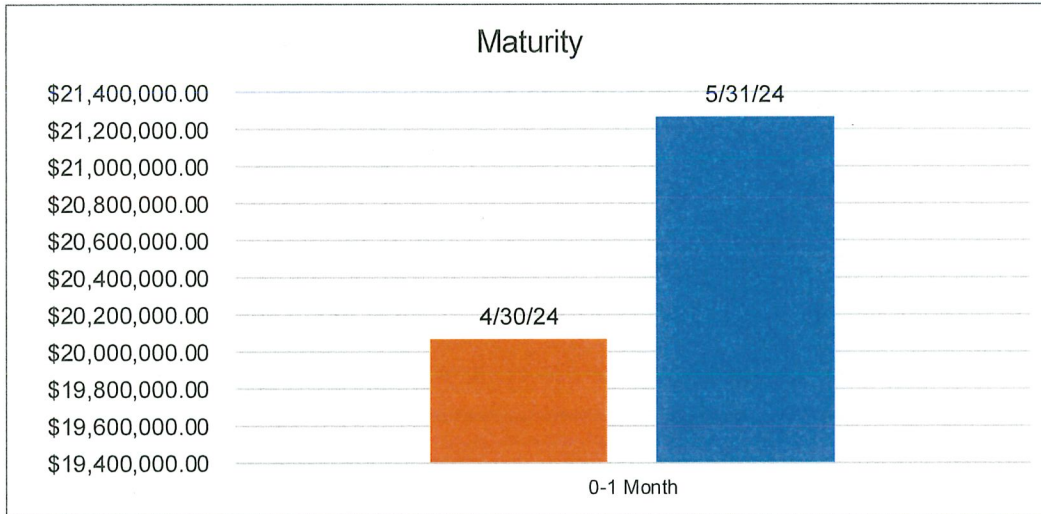
PORTFOLIO ASSET ALLOCATION

Asset Category	Market Value 4/30/2024	% of Portfolio 4/30/2024	Market Value 5/31/2024	% of Portfolio 5/31/2024
LAIF City	\$ 20,068,250.11	100%	\$ 21,268,250.11	100%

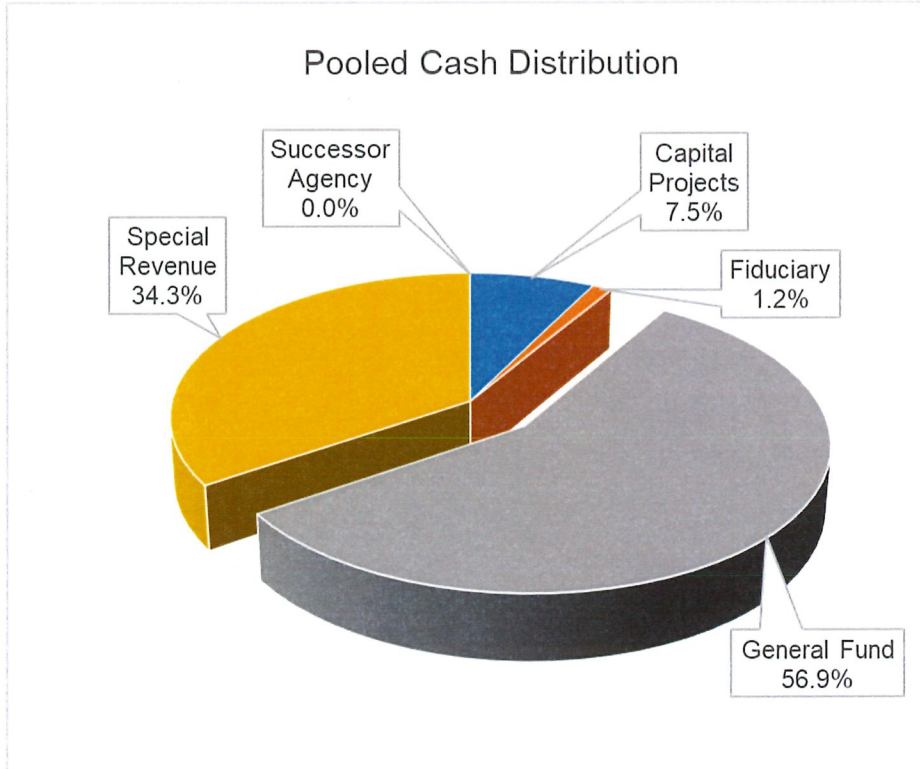


PORTFOLIO MATURITY

Maturity Range	Market Value	% of Portfolio	Market Value	% of Portfolio
	4/30/2024	4/30/2024	5/31/2024	5/31/2024
0-1 Month	\$ 20,068,250.11	100%	\$ 21,268,250.11	100%




POOLED CASH DISTRIBUTION



INVESTMENT POLICY COMPLIANCE

I certify that the City's Investment Portfolio is in full compliance with the City's Investment Policy and California Government Code Section 53601, and I believe the Investment Pool contains sufficient cash flow from liquid and maturing securities, bank deposits, and income to meet the City's expenditure requirement for the next six months.

A handwritten signature in black ink, appearing to read 'NH', is written above a horizontal line.

Nathan Hamburger, City Manager
July 31, 2024