

# AGOURA HILLS

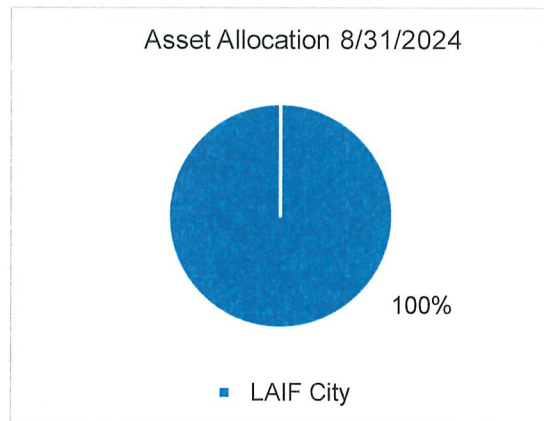
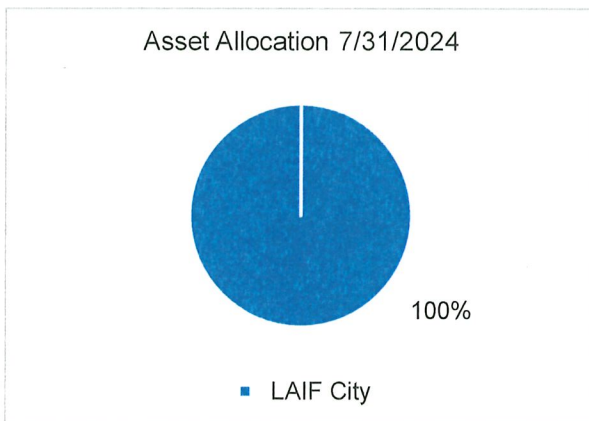
*"Gateway to the Santa Monica Mountains National Recreation Area"*

## Treasurer's Report August 2024

Asset Category	Policy Maximum	Market Value	Par Value	% Portfolio	Yield	Days to Maturity
<b>Cash and Cash Equivalents</b>						
Pooled Cash	n/a	\$ 1,006,920.00	\$ 1,006,920.00	n/a	n/a	n/a
Pooled Cash - Sweep	n/a	\$ 1,249,886.85	\$ 1,249,886.85	n/a	5.16%	1
Petty Cash	n/a	\$ 800.00	\$ 800.00	n/a	n/a	n/a
Flexible Spending Acct	n/a	\$ 31,065.80	\$ 31,065.80	n/a	n/a	n/a
Bond Accounts	n/a	\$ 12,146,579.09	\$ 12,146,579.09	n/a	n/a	n/a
Successor Agency Cash Deposits	n/a	\$ 111,023.18	\$ 111,023.18	n/a	n/a	n/a
Successor Agency Bond Account	n/a	\$ 678,809.76	\$ 678,809.76	n/a	n/a	n/a
<b>Investments</b>						
LAIF City	75 Million	\$ 22,053,775.59	\$ 22,053,775.59	100%	4.58%	1
LAIF Successor Agency	75 Million	\$ 12,517.22	\$ 12,517.22	100%	4.58%	1

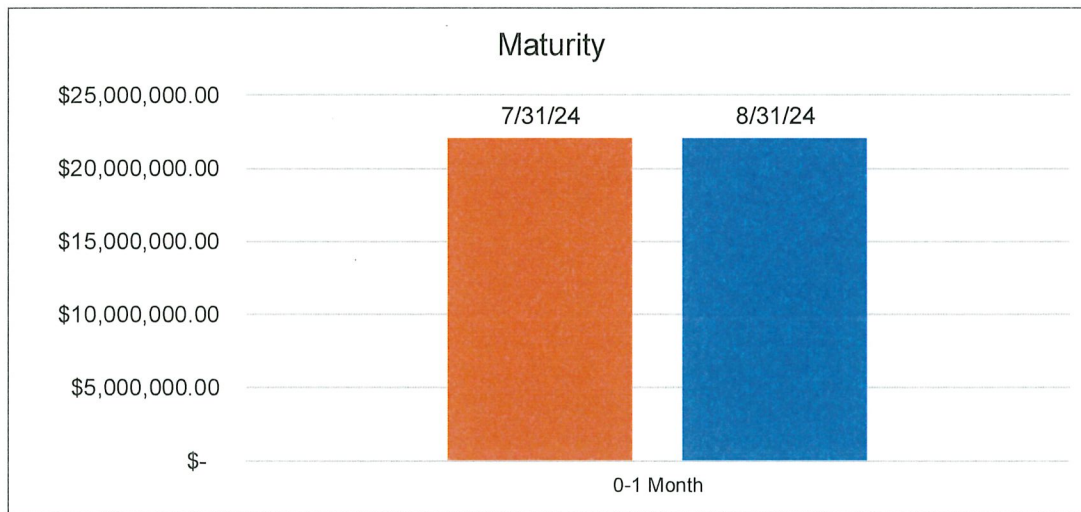
### PORTFOLIO ASSET ALLOCATION

Asset Category	Market Value 7/31/2024	% of Portfolio 7/31/2024	Market Value 8/31/2024	% of Portfolio 8/31/2024
LAIF City	\$ 22,053,775.59	100%	\$ 22,053,775.59	100%

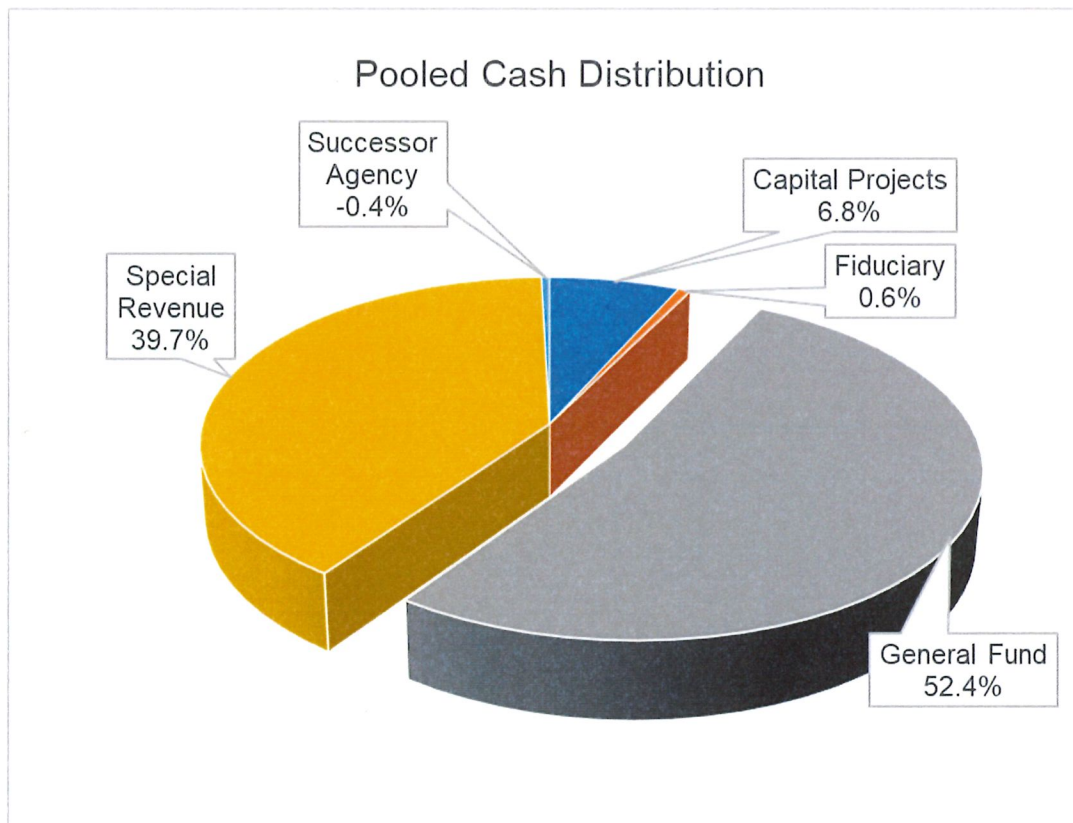


## PORTFOLIO MATURITY

Maturity Range	Market Value 7/31/2024	% of Portfolio 7/31/2024	Market Value 8/31/2024	% of Portfolio 8/31/2024
0-1 Month	\$ 22,053,775.59	100%	\$ 22,053,775.59	100%



## POOLED CASH DISTRIBUTION



## INVESTMENT POLICY COMPLIANCE

I certify that the City's Investment Portfolio is in full compliance with the City's Investment Policy and California Government Code Section 53601, and I believe the Investment Pool contains sufficient cash flow from liquid and maturing securities, bank deposits, and income to meet the City's expenditure requirement for the next six months.



---

Nathan Hamburger, City Manager  
October 29, 2024