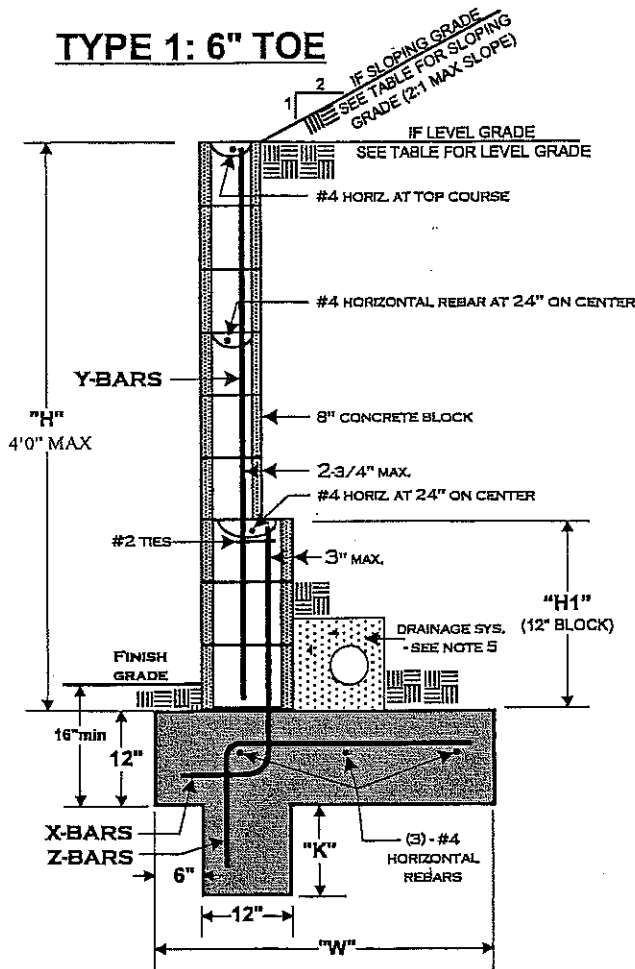
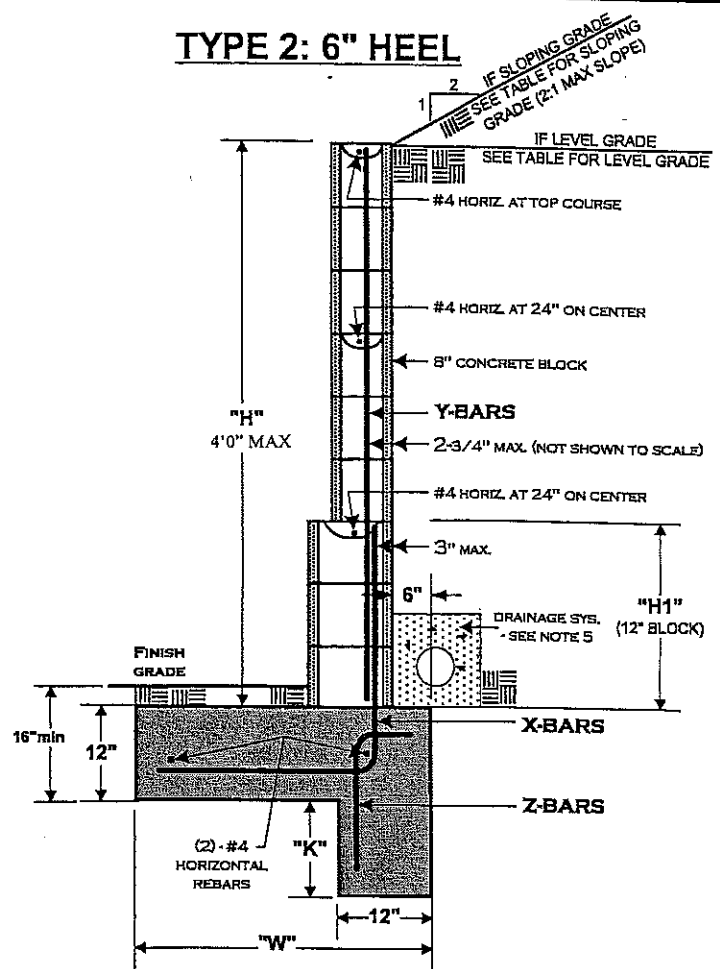


TYPE 1: 6" TOE



TYPE 2: 6" HEEL



TYPE 1: 6" TOE

Grade Condition	"H" (Wall Height)	"H1" (12" Block)	"W" (footing Width)	X Bars	Y Bars	Z Bars	"K" (Key Depth)
Sloping Grade at Top of Wall (2:1 Max)	3'1" to 4'0"	N/R	30"	#4 @ 32"	#4 @ 32"	#4 @ 32"	16"
	Up to 3'0"	N/R	18"	#4 @ 32"	#4 @ 32"	#4 @ 32"	8"
Level Grade At Top of Wall	3'1" to 4'0"	N/R	24"	#4 @ 32"	#4 @ 32"	#4 @ 32"	5"
	Up to 3'0"	N/R	21"	#4 @ 32"	#4 @ 32"	#4 @ 32"	N/R

TYPE 2: 6" HEEL

Grade Condition	"H" (Wall Height)	"H1" (12" Block)	"W" (footing Width)	X Bars	Y Bars	Z Bars	"K" (Key Depth)
Sloping Grade at Top of Wall (2:1 Max)	3'1" to 4'0"	N/R	24"	#4 @ 32"	#4 @ 32"	#4 @ 32"	15"
	Up to 3'0"	N/R	18"	#4 @ 32"	#4 @ 32"	#4 @ 32"	8"
Level Grade At Top of Wall	3'1" to 4'0"	N/R	20"	#4 @ 32"	#4 @ 32"	#4 @ 32"	7"
	Up to 3'0"	N/R	20"	#4 @ 32"	#4 @ 32"	#4 @ 32"	N/R

N/R = NOT REQUIRED

SEE PAGE 2 FOR ADDITIONAL INFORMATION

DISCLAIMER:

ALTERNATE RETAINING WALL DESIGNS MAY BE POSSIBLE WHEN PROVIDED WITH AN ENGINEERED ANALYSIS. USE OF THIS STANDARD DESIGN IS AT THE USER'S RISK AND CARRIES NO IMPLIED OR INFERRED GUARANTEE AGAINST FAILURE OR DEFECTS.



AGOURA HILLS

Phone: 818-597-7334
Fax: 818-597-7352

Revised 5/08

CITY OF AGOURA HILLS BUILDING DEPARTMENT

RETAINING WALL

30001 Ladyface Court
Agoura Hills, CA 91301

No. 110

Pg 1 of 2

GENERAL NOTES:

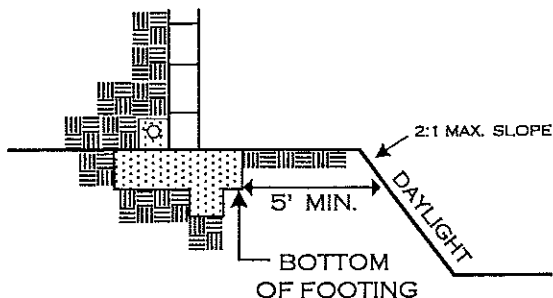
- 1) ALL WORK SHALL CONFORM TO THE ADOPTED CODES AND ZONING REGULATIONS.
- 2) CONCRETE BLOCK MASONRY SHALL COMPLY WITH THE FOLLOWING:
 - A. CONCRETE MASONRY SHALL CONFORM TO ASTM C-90, GRADE - N.
 - B. MORTAR: TYPE M OR S.
 - C. GROUT ALL CELLS W/2000 PSI PORTLAND CEMENT GROUT.
- 3) THE ULTIMATE COMPRESSIVE STRENGTH REQUIRED FOR FOUNDATION CONCRETE SHALL BE 2500 PSI.
- 4) ALL REINFORCING STEEL SHALL BE INTERMEDIATE GRADE ASTM A615-40 AND OVERLAP SPLICES SHALL BE 40 BAR DIAMETERS MINIMUM. ALL REBAR HOOKS SHALL BE A MINIMUM OF 12 TIMES THE REBAR DIAMETER (12bd) IN LENGTH.
- 5) PROVIDE RETAINING WALL DRAINAGE SYSTEM AS FOLLOWS:
 PROVIDE 1 CF/FT OF CLEAN COARSE GRAVEL WITH 4" DIAMETER PERFORATED PVC DRAINAGE PIPE WITH 1% GRADIENT TO DRAIN - OR OMIT HEAD JOINTS IN FIRST COURSE.
- 6) OPTIONAL: INSTALLATION OF A MOISTURE BARRIER ON THE FILL SIDE OF THE WALL WILL HELP TO PREVENT MOISTURE FROM PENETRATING THE VISIBLE SIDE OF THE WALL, RESULTING IN DISCOLORATION.
- 7) THIS RETAINING WALL STANDARD IS NOT DESIGNED TO SUPPORT SURCHARGE LOADS FROM MOTOR VEHICLES OR OTHER STRUCTURES.
- 8) CLEANOUTS SHALL BE PROVIDED FOR ALL GROUT POURS OVER 5 FEET IN HEIGHT. WHERE REQUIRED, CLEANOUTS SHALL BE PROVIDED IN THE BOTTOM COURSE AT EVERY VERTICAL BAR AND SHALL BE SEALED AFTER INSPECTION AND BEFORE GROUTING.

REQUIRED INSPECTIONS:

- 1) FOOTING:
 EXCAVATION TRENCH CLEAN WITH STEEL IN PLACE AND SUPPORTED 3" ABOVE AND AWAY FROM THE SURROUNDING EARTH/DIRT.
- 2) REBAR/PRE-GROUT AND DRAINAGE SYSTEM:
 BOND BEAM REBAR AND VERTICAL REBAR IN PLACE - INSPECTION PRIOR TO PLACING GROUT.
 DRAINAGE SYSTEM COMPLETE.
- 3) FINAL:
 AFTER GROUT IS PLACED AND BACKFILL COMPLETED - PRIOR TO ANY DECORATIVE CAP PLACEMENT.

SETBACK FROM TOP OF SLOPE:

ALL FOOTINGS ADJACENT TO SLOPES TO BE AT LEAST 5' TO DAYLIGHT AS SHOWN BELOW.




DESIGN PARAMETERS:

- ACTIVE SOIL PRESSURE (PSF)
 - LEVEL BACKFILL = 30
 - SLOPING (2:1 MAX) = 43
 - PASSIVE SOIL BEARING (PSF) = 150
 - COEFFICIENT OF FRICTION = 0.25
 - ALLOWABLE SOIL BEARING PRESSURE (PSF) = 1500
- (NO INCREASES TAKEN FOR DEPTH OR WIDTH OF FOOTING)

DISCLAIMER:

ALTERNATE RETAINING WALL DESIGNS MAY BE POSSIBLE WHEN PROVIDED WITH AN ENGINEERED ANALYSIS. USE OF THIS STANDARD DESIGN IS AT THE USER'S RISK AND CARRIES NO IMPLIED OR INFERRED GUARANTEE AGAINST FAILURE OR DEFECTS.

 CITY OF AGOURA HILLS	CITY OF AGOURA HILLS BUILDING DEPARTMENT	
	RETAINING WALL	
Phone: 818-597-7334 Fax: 818-597-7352	30001 Ladyface Court Agoura Hills, CA 91301	
Revised 5/08	No. 110	Pg 2 of 2