


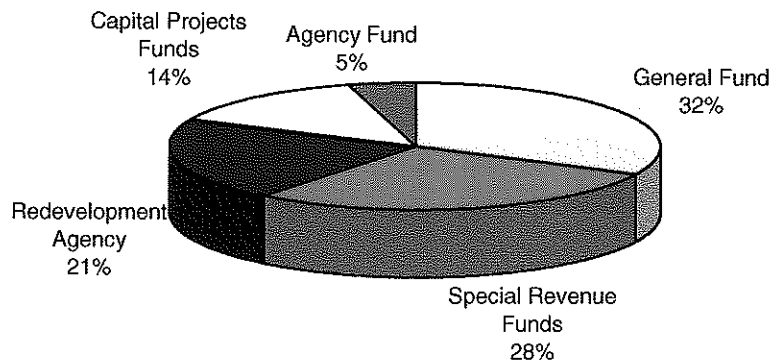
CITY OF

AGOURA HILLS

"Gateway to the Santa Monica Mountains National Recreation Area"

Investment Report
 For the Month of January 2010

Type	Issuer	Maturity Date	Interest Rate	Par Value	Fair Value
Local Agency Investment Fund	California State Treasurer's Office	On Demand	0.558%	\$ 23,247,231.28	\$ 23,247,231.28
Checking Account	Bank of America	On Demand	0.000%	117,963.04	117,963.04
US Securities	Federal Home loan Bank	11/7/2011	1.500%	1,000,000.00	1,010,000.00
US Securities	Federal Home loan Bank	2/24/2012	1.250%	1,000,000.00	1,002,810.00
US Securities	Federal Home loan Bank	8/22/2012	1.750%	1,000,000.00	1,009,060.00
US Securities	Federal Home loan Bank	1/16/2013	1.500%	1,000,000.00	997,500.00
US Securities	Federal Farm Credit Bank	7/29/2013	2.250%	1,000,000.00	1,001,250.00
US Securities	Federal Farm Credit Bank	1/29/2013	2.400%	1,000,000.00	1,019,380.00
Petty Cash				800.00	800.00
Total Non-Bond Proceeds				29,365,994.32	29,405,994.32
Total Bond Proceeds (See Page 2)				12,871,100.98	12,949,927.73
Total Cash and Investments				\$ 42,237,095.30	

City and Redevelopment Funds - Non-Bond Proceeds

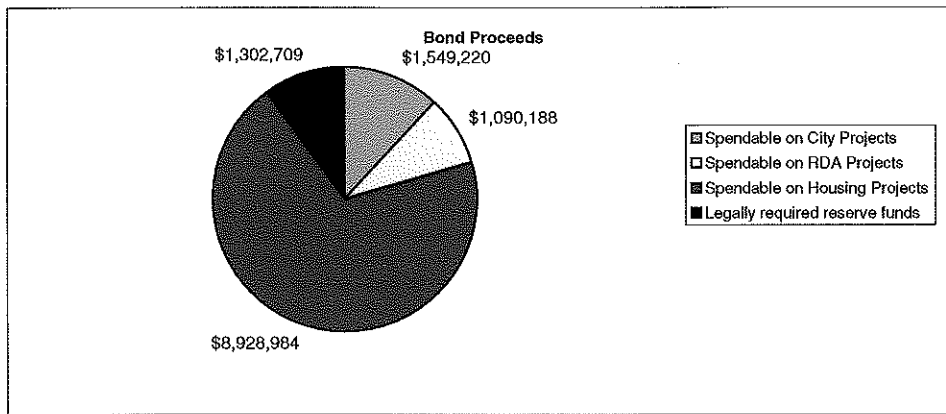


General Fund
 Special Revenue Funds
 Redevelopment Agency
 Capital Projects Funds
 Agency Fund


Investment of Bond Proceeds

Investment	Trustee:				Fair Value	Maturity Date	Interest Rate
	Bank of New York	Bank of New York / Agoura Hills	Bank of New York / Agoura Hills	Bank of New York / Agoura Hills			
	Total Par Value 1/31/2010	Agoura Hills Fin Auth 2007 Series	Agoura Hills Redev. Agency 2008 - Projects	Agoura Hills Redev. Agency 2008 - Housing			
California State Treasurer's Office - LAIF	\$ 7,422,600.08	\$ 1,547,787.25	\$ 1,093,464.90	\$ 4,781,347.93	\$ 7,422,600.08	On Demand	0.558%
Bank of America -Cash	76,295.47			76,295.47	76,295.47	On Demand	0.000%
Bank of New York - Federated Fund	497,205.43	423,848.42	32,758.72	40,598.29	497,205.43	On Demand	0.000%
Federal Home Loan Banks	1,080,000.00			1,080,000.00	1,084,050.00	7/7/2010	1.000%
Federal Home Loan Banks	1,000,000.00			1,000,000.00	1,005,940.00	9/2/2010	1.400%
Federal Farm Credit Bank	2,000,000.00			2,000,000.00	2,038,760.00	1/29/2013	2.400%
Federal Home Ln Mtg Corp	295,000.00		110,000.00	185,000.00	297,920.50	1/7/2011	1.500%
Federal Home Loan Banks	100,000.00			100,000.00	101,531.25	1/14/2013	2.500%
Federal Farm Credit Bank	400,000.00		100,000.00	300,000.00	425,625.00	11/13/2012	3.875%
	<u>\$ 12,871,100.98</u>	<u>\$ 1,971,635.67</u>	<u>\$ 1,336,223.62</u>	<u>\$ 9,563,241.69</u>	<u>\$ 12,949,927.73</u>		

Original Bond Issue Amount	12,060,000	5,750,000	10,000,000
Principal Outstanding at 1/31/10	11,665,000	5,695,000	9,865,000
Date of Bond Issue	3/1/2007	6/5/2008	6/5/2008
Date of Final Maturity	2/1/2019	10/1/2041	10/2/2041
Interest Rates	3.88%	4.73%	4%
	to	to	to
	4.38%	7.84%	5%



1. The City will be able to meet its expenditure requirements for the next six months.
2. The portfolio complies with the City's Investment Policy.
3. The original signed copy of this report is on file in the office of the City Clerk


 Greg Ramirez, City Manager

February 16, 2010