




REPORT TO CITY COUNCIL AND REDEVELOPMENT AGENCY

DATE: JUNE 23, 2010

TO: HONORABLE MAYOR/CHAIR AND MEMBERS OF THE CITY COUNCIL/REDEVELOPMENT AGENCY

FROM: GREG RAMIREZ, CITY MANAGER/EXECUTIVE DIRECTOR 

BY: NATHAN HAMBURGER, ASSISTANT CITY MANAGER 
CHRISTY PINUELAS, DIRECTOR OF FINANCE 

SUBJECT: APPROVAL OF RESOLUTION NO. 10-1591; ESTABLISHING FISCAL YEAR 2010-11 APPROPRIATIONS LIMITATIONS, RESOLUTION NO. 10-1592; ADOPTING THE ANNUAL BUDGET FOR FISCAL YEAR 2010-11, AND REDEVELOPMENT AGENCY RESOLUTION NO. 10-52; ADOPTING THE ANNUAL BUDGET FOR FISCAL YEAR 2010-11

On June 9, 2010, the City Council held a budget workshop extensively covering all budget matters, and direction by the City Council has been incorporated into the final budget. The Fiscal Year 2010-11 Budget for the City of Agoura Hills and the Agoura Hills Redevelopment Agency of \$23.5 million includes approximately \$20.2 million in day-to-day operational/service costs with an additional \$3.5 million in Capital Improvement Projects. The Capital Improvement Projects include \$1.2 million in Measure R for several transportation related projects, which include the Chesebro Interchange and Agoura Road Widening Projects. The budget also includes a recommendation to fund \$19,250 in Community Service Grants.

The General Fund operational Budget is balanced, with revenues of \$10.8 million, and operating expenditures and transfers of \$10.8 million. The transfer out is to pay for debt service on the 2007 bond refunding. This bond covers the Agoura Hills Civic Center (City Hall/Library). Public Safety continues to be a high priority at 37% of the General Fund budget to fund various safety programs. These include patrol and traffic personnel, a juvenile intervention team, school crossing guards, youth drug awareness education programs, and animal control services. In addition to the Chesebro Interchange and Agoura Road Widening Projects, the 2010-11 Budget includes funding for several capital improvement projects, including beautification through trash and weed abatement along the US 101 corridor, the annual street overlay program, sidewalk repairs, traffic signal lighting change outs, and other traffic improvement projects.

Since the date of the budget workshop, staff has made two changes to the Budget. For 2009/10, the City received \$749,000 from the Federal Government to pay for the Kanan Bridge Widening. These monies were not budgeted. Therefore staff increased revenues in the Miscellaneous Grants Fund and transfers between the Miscellaneous Grants Fund and the General Fund. Furthermore for 2010/11, staff is recommending that \$15,000 of the proposed annual overlay

budgeted in the General Fund be shifted to the Proposition C Fund. This allows us to use more restrictive funds for this project and allows the city to complete a much needed relocation of the computer equipment, which is discussed in another staff report.

Including the above referenced changes in the budget, for the budget year 2010-11 the General Fund projected ending fund balance is \$10.4 million or 96% of operating expenditures and transfers.

Furthermore, the budget includes \$6.7 million in expenditures for the Agoura Hills Redevelopment Agency.

Article XIII-b of the California State Constitution, known as Proposition 4, the Gann Initiative, was passed by the citizens of California on November 6, 1979. Proposition 4 placed limitations on the amount of annual appropriations for state and local governments. The legislation also provided a method to calculate the annual appropriation limit, using a growth factor comprised of the Consumer Price Index (CPI) for California per capital income and the percentage change in population. The City of Agoura Hills appropriation limit for fiscal year 2010-11 is in the amount of \$13,108,518.

RECOMMENDATION

Staff respectfully recommends the City Council approve Resolution No. 10-1591; Establishing the Appropriations Limit for Fiscal Year 2010-11, and Resolution No. 10-1592 and Agoura Hills Redevelopment Agency Resolution No. 10-52; adopting the Annual Budgets for Fiscal Year 2010-11.

Attachments: City Council and Redevelopment Agency Resolutions

RESOLUTION NO. 10-1591

**A RESOLUTION OF THE CITY COUNCIL OF THE CITY
OF AGOURA HILLS, CALIFORNIA, ESTABLISHING
FISCAL YEAR 2010-11 APPROPRIATIONS LIMITATIONS**

WHEREAS, Article 13b of the California Constitution refers to a government entity's requirement for the establishment of an appropriations limit; and

WHEREAS, Senate Bill 1352, Chapter 1205, 1980, statutes adds Revenue and Taxation Code, Section 7910 which requires each local government to establish it's appropriation limits by resolution each year at a regularly scheduled meeting.

NOW, THEREFORE, BE IT RESOLVED, that the City of Agoura Hills' appropriation limitation for Fiscal Year 2010-11 shall be \$13,108,518.

BE IT FURTHER RESOLVED, that any challenge to the appropriations limits as per the above mentioned government codes must be brought to the City of Agoura Hills' attention within sixty (60) days of the effective date of this resolution.

PASSED, APPROVED, AND ADOPTED, this 23rd day of June, 2010, by the following vote to wit;

AYES: ()
NOES: ()
ABSENT: ()
ABSTAIN: ()

William D. Koehler, Mayor

ATTEST:

Kimberly Rodrigues, City Clerk

RESOLUTION NO. 10-1592

**A RESOLUTION OF THE CITY COUNCIL OF THE CITY
OF AGOURA HILLS, CALIFORNIA, ADOPTING THE
ANNUAL BUDGET FOR FISCAL YEAR 2010-11**

WHEREAS, the City Council has reviewed the City Manager's preliminary budget for Fiscal Year 2010-11, and

WHEREAS, a budget workshop concerning the Fiscal Year 2010-11 proposed budget was held Wednesday, June 9, 2010,

NOW, THEREFORE, BE IT RESOLVED, by the City Council of the City of Agoura Hills, as follows:

1. That the Fiscal Year 2010-11 Budget be approved pursuant to Chapter 6, Section 2603 (Ordinance No. 22) of the City of Agoura Hills Municipal Code and that the proposed amendments to the Fiscal Year 2009-10 Budget be approved.
2. Any unused appropriations from the Fiscal Year 2009-10 Adopted Budget at the end of Fiscal Year 2009-10 may be re-appropriated by the City Manager for continued use in Fiscal Year 2010-11.

PASSED, APPROVED, AND ADOPTED, this 23rd day of June, 2010, by the following vote to wit;

AYES: ()
NOES: ()
ABSENT: ()
ABSTAIN: ()

William D. Koehler, Mayor

ATTEST:

Kimberly Rodrigues, City Clerk

**AGOURA HILLS REDEVELOPMENT AGENCY
AGOURA HILLS, CALIFORNIA**

RESOLUTION NO. 10-52

**A RESOLUTION OF THE AGOURA HILLS
REDEVELOPMENT AGENCY ADOPTING THE ANNUAL
BUDGET FOR FISCAL YEAR 2010-11**

WHEREAS, the Agoura Hills Redevelopment Agency has reviewed the Executive Director's preliminary budget for Fiscal Year 2010-11, and

WHEREAS, a budget workshop was held to review the Fiscal Year 2010-11 proposed budget and on proposed amendments to the Fiscal Year 2009-10 budget on Wednesday, June 9, 2010,

NOW, THEREFORE, BE IT RESOLVED, by the Executive Board of the Agoura Hills Redevelopment Agency, as follows:

1. That the Fiscal Year 2010-11 budget and the proposed amendments to the Fiscal Year 2009-10 budget be approved.
2. Any unused appropriations from the Fiscal Year 2009-10 Adopted Budget at the end of Fiscal Year 2009-10 may be re-appropriated by the Executive Director for continued use in Fiscal Year 2010-11.

PASSED, APPROVED, AND ADOPTED, this 23rd day of June, 2010, by the following vote to wit:

AYES: ()
NOES: ()
ABSENT: ()
ABSTAIN: ()

Harry Schwarz, Agency Chair

ATTEST:

Kimberly Rodrigues, Agency Secretary

**City of Agoura Hills
Sources and Uses
Budget 2009-10**

Fund	Current Budget 2009/10				Adjustments to Budget				Recommended Budget				
	Fund Balance 6/30/2009	Revenues	Expenditures	Transfers (Out)/In	Est. Fund Balance 6/30/2010	Revenues	Expenditures	Transfers	Adjustment to Fund Balance	Revenues	Expenditures	Transfers	Est. Fund Balance 6/30/2010
City of Agoura Hills													
010 General Fund	9,035,648	11,116,685	11,026,544	(1,215,726)	7,910,063	72,395	499,714	2,871,902	2,444,583	11,189,080	11,526,258	1,656,176	10,354,646
20 Gas Tax	280,567	410,000	665,900	-	24,667	(38,600)	(72,899)	-	34,299	371,400	593,001	-	58,966
21 Traffic Congestion	323,886	221,740	547,059	-	(1,433)	(10,567)	(12,000)	-	1,433	211,173	535,059	-	-
40 Traffic Safety	79,422	150,000	227,000	-	2,422	1,100	-	-	1,100	151,100	227,000	-	3,522
60 Proposition A	900,667	538,638	686,429	-	752,876	(71,661)	(43,021)	-	(28,640)	466,977	643,408	-	724,236
61 Proposition C	942,713	331,819	323,106	-	951,426	(52,180)	(167,153)	-	114,973	279,639	155,953	-	1,066,399
63 Measure R	-	140,187	140,160	-	27	-	-	-	-	140,187	140,160	-	27
70 SCAQMD	34,516	27,200	29,200	-	32,516	(250)	(3,000)	-	2,750	26,950	26,200	-	35,266
110 Traffic Improvement	5,454,656	255,000	834,000	(4,165,870)	709,786	172,500	250,000	(87,757)	(165,257)	427,500	1,084,000	(4,253,627)	544,529
240 Suppl. Law Enforcmt	9,135	100,500	100,251	-	9,384	(333)	-	-	(333)	100,167	100,251	-	9,051
260 Misc. Grants	2,201,073	253,040	246,640	-	2,207,473	902,362	48,934	(3,060,901)	(2,207,473)	1,155,402	295,574	(3,060,901)	-
520 Waste Management	192,699	89,750	81,947	-	200,502	(14,854)	1,670	-	(16,524)	74,896	83,617	-	183,978
420 Inc. Housing In-Lieu	2,128,787	60,000	-	-	2,188,787	326,900	-	-	326,900	386,900	-	-	2,515,687
300 Public Fin Auth Debt Service	8,958	-	673,831	672,000	7,127	-	3,000	-	(3,000)	-	676,831	672,000	4,127
500 Public Fin Auth Cap Projects	2,658,332	10,000	-	(2,668,332)	-	-	-	-	-	10,000	-	(2,668,332)	-
15 Rec Center Capital Projects	3,280,215	100,000	25,000	3,021,999	6,377,214	(63,600)	(15,000)	-	(48,600)	36,400	10,000	3,021,999	6,328,614
16 Stormwater Capital Projects	53,500	-	40,000	43,726	57,226	700	-	-	700	700	40,000	43,726	57,926
17 Reyes Adobe Interchange Project	-	5,069,250	8,266,355	3,197,105	-	8,000	135,000	135,000	8,000	5,077,250	8,401,355	3,332,105	8,000
Subtotal City of Agoura Hills	27,584,774	18,873,809	23,913,422	(1,115,098)	21,430,063	1,231,912	625,245	(141,756)	464,911	20,105,721	24,538,667	(1,256,854)	21,894,974
Agoura Hills RDA													
390 RDA Debt Service	880,588	5,210,000	4,660,946	(524,474)	905,168	468,281	246,452	(221,410)	419	5,678,281	4,907,398	(745,884)	905,587
400 RDA Capital Projects	6,306,141	50,000	594,388	1,216,402	6,978,155	(30,000)	798,445	268,510	(559,935)	20,000	1,392,833	1,484,912	2,313,609
410 RDA Housing Set-Aside	13,116,456	200,000	1,083,195	423,170	12,656,431	(50,000)	110,300	94,656	(65,644)	150,000	1,193,495	517,826	12,590,787
Subtotal Agoura Hills RDA	20,303,185	5,460,000	6,338,529	1,115,098	20,539,754	388,281	1,155,197	141,756	(625,160)	5,848,281	7,493,726	1,256,854	15,809,983
Grand Total	47,887,959	24,333,809	30,251,951	0	41,969,817	1,620,193	1,780,442	(0)	(160,249)	25,954,002	32,032,393	0	37,704,957

**City of Agoura Hills
Sources and Uses
Budget 2010-11**

Fund	----- Budget 2010/11 -----			Est. Fund Balance 6/30/2011	
	Est. Fund Balance 6/30/2010	Revenues	Expenditures		Transfers (Out)/In
City of Agoura Hills					
010 General Fund	10,354,646	10,843,547	10,413,751	(672,000)	10,112,442
20 Gas Tax	58,966	605,296	643,950	-	20,312
21 Traffic Congestion	-	-	-	-	-
40 Traffic Safety	3,522	151,100	151,000	-	3,622
60 Proposition A	724,236	467,263	671,330	-	520,169
61 Proposition C	1,066,399	271,297	1,336,695	-	1,001
63 Measure R	27	1,406,957	1,407,235	-	(251)
70 SCAQMD	35,266	27,200	24,200	-	38,266
110 Traffic Improvement	544,529	155,000	159,000	-	540,529
240 Suppl. Law Enforcmt	9,051	100,500	100,000	-	9,551
260 Misc. Grants	-	1,930,910	1,537,000	-	393,910
520 Waste Management	183,978	75,250	112,000	-	147,228
420 Inc. Housing In-Lieu	2,515,687	25,000	-	-	2,540,687
300 Public Fin Auth Debt Service	4,127	-	671,831	672,000	4,296
500 Public Fin Auth Cap Projects	-	-	-	-	-
15 Rec Center Capital Projects	6,328,614	45,000	-	-	6,373,614
16 Stormwater Capital Projects	57,926	-	93,800	-	(35,874)
17 Reyes Adobe Interchange Project	8,000	-	-	-	8,000
Subtotal City of Agoura Hills	21,894,974	16,104,320	17,321,792	-	20,677,502
Agoura Hills RDA					
390 RDA Debt Service	905,587	5,678,281	4,910,129	(744,153)	929,586
400 RDA Capital Projects	2,313,609	20,000	720,325	230,727	1,844,011
410 RDA Housing Set-Aside	12,590,787	150,000	1,033,956	513,426	12,220,257
Subtotal Agoura Hills RDA	15,809,983	5,848,281	6,664,410	-	14,993,854
Grand Total	37,704,957	21,952,601	23,986,202	-	35,671,356